

## Pwxapy HX100N1

# Pwxapy Magnetic Portable Charger HX100N1 User Manual

Model: HX100N1 | Brand: Pwxapy

## 1. INTRODUCTION

Thank you for choosing the Pwxapy Magnetic Portable Charger. This 6-in-1 power bank is designed to provide versatile and efficient charging for your devices, including iPhones, Apple Watches, and other compatible smartphones and tablets. With its 10800mAh capacity, built-in cables, magnetic wireless charging, and 25W fast charging capabilities, it offers a convenient power solution for daily use and travel.

## 2. PACKAGE CONTENTS

- 10800mAh Magnetic Portable Charger Power Bank with 2 Built-in Cables (Lightning and USB-C) and USB-C + USB-A Ports
- USB Charging Cable (for recharging the power bank)
- User Manual

## 3. PRODUCT OVERVIEW

The Pwxapy Magnetic Portable Charger integrates multiple charging technologies into a compact design. Familiarize yourself with its components:



Figure 3.1: Pxwaxpy Magnetic Portable Charger in use, demonstrating magnetic attachment and integrated Apple Watch charging.

#### Key Features:

- **10800mAh Battery Capacity:** Provides multiple charges for smartphones and other devices.
- **6-in-1 Charging:** Offers dual magnetic wireless charging, built-in Lightning and USB-C cables, and two

additional USB ports (USB-C and USB-A).

- **LCD Display:** Clearly shows the remaining power percentage.
- **25W PD+QC4.0 Fast Charging:** Supports rapid charging for compatible devices via USB-C and built-in Type-C cable.
- **Strong Magnetic Connection:** Utilizes nano magnetic adsorption technology for secure attachment to MagSafe-compatible devices.
- **Compact and Portable:** Weighs 239g (4.37\*2.8\*1.02in), designed for easy portability.

# 6-in-1

## MAGNETIC PORTABLE CHARGER

Snap and go,effortless travel companion!

**10800<sup>mAh</sup>** | **24 HOURS**  
BATTERY CAPACITY | STANDBY



Dual Magnetic  
Charging



Built-in  
Cables



PD 25W  
Fast Charging



15N Magnetic  
Attraction



Figure 3.2: Visual representation of the charger's multiple output options.

# Dual PD 25W Super Fast Charging

PD3.0+QC4.0 3X Faster Charge Your Phone

**3X** **Faster**

Than other power charger

50%

**30** Mins

Charge iPhone 16 to 50%

**100%**

LED Display



Figure 3.3: Illustration of the 25W fast charging speed for compatible devices.

## 4. SETUP: INITIAL CHARGING OF THE POWER BANK

Before first use, it is recommended to fully charge your Pwxaxy Magnetic Portable Charger.

1. **Using the Built-in USB-C Cable:** Connect the built-in USB-C cable to a compatible USB wall adapter (not included).
2. **Using the USB-C Input Port:** Alternatively, use the provided USB charging cable to connect the power bank's USB-C input port to a compatible USB wall adapter.
3. The LCD display will show the charging progress. The power bank is fully charged when the display shows 100%.

### Super-strong Magnetic Wireless Charger



For iPhone 12-16 series



For Apple Watch series



For AirPods 2/3/Pro





**Strong Magnetic Connection**

#### Magnetic Charging for iPhone 12-16 series/Airpods/Apple Watch



##### Magnetic Cases





##### Non-magnetic Cases



Figure 4.1: Recharging options for the Pwxaxy power bank.

## 5. OPERATING INSTRUCTIONS



## 5.1. Charging Your Devices

The power bank offers multiple ways to charge your devices simultaneously.

# Wireless + Wired Charging 6 Devices At Once

(2 Wireless) + (2 Cables) + (2 Ports)

Magnetic Wireless <b>7.5w</b> (for iPhone 12-16 series)	Magnetic Wireless <b>3w</b> (for iWatch 1-10/Ultra)
Built-in Type-C Cable Input/Output <b>18/25w</b>	Built-in Lightning Cable <b>12w</b> (for earlier iPhone 14)
USB-C Input/Output <b>18/25w</b>	USB-A Output <b>18w</b>

Intelligent output of current suitable for your devices.

Figure 5.1: Charging multiple devices simultaneously using wireless and wired connections.

### Magnetic Wireless Charging (7.5W for iPhone, 3W for Apple Watch)

1. Ensure your iPhone (12-16 series) or Apple Watch (1-10/Ultra) is MagSafe compatible or has a MagSafe-compatible case.
2. Align your iPhone with the larger magnetic charging area on the power bank. The magnets will snap it into place.
3. Place your Apple Watch on the smaller magnetic charging pad.
4. Charging will begin automatically. The LCD display on the power bank will show the remaining battery percentage.

### Wired Charging via Built-in Cables (Lightning 18W, USB-C 25W)

1. Pull out the appropriate built-in cable (Lightning for older iPhones, USB-C for newer iPhones/Android devices).
2. Connect the cable to your device's charging port.
3. Charging will commence automatically.

### Wired Charging via USB Ports (USB-C 25W, USB-A 18W)

1. Use your device's charging cable to connect to either the USB-C output port or the USB-A output port on the power bank.
2. Charging will begin automatically.

## 5.2. LCD Display

The integrated LCD display provides real-time information about the power bank's battery status. The percentage shown indicates the remaining charge. When charging devices, the display will remain active, showing the current power level.

## 6. COMPATIBILITY

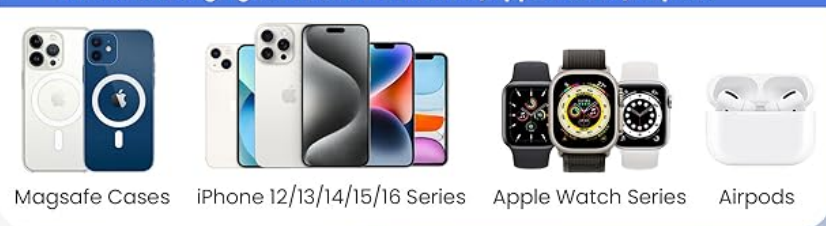
The Pwxaxy Magnetic Portable Charger is broadly compatible with a range of devices:

- **Magnetic Wireless Charging:**
  - iPhone 12/12 mini/12 Pro/12 Pro Max
  - iPhone 13/13 mini/13 Pro/13 Pro Max
  - iPhone 14/14 Plus/14 Pro/14 Pro Max
  - iPhone 15/15 Plus/15 Pro/15 Pro Max
  - iPhone 16/16 Plus/16 Pro/16 Pro Max
  - Apple Watch 9/8/7/6/5/4/3/2/Ultra 2/1/SE
  - AirPods 2/3/Pro/Pro 2
- **Wired Charging (Built-in Cables & USB Ports):**
  - All iPhone/iPad models
  - Samsung, Moto, LG, and other Android devices
  - Any device compatible with USB-C or USB-A charging.

*Note: For optimal magnetic connection with iPhones, use a MagSafe-compatible phone case or no case.*


### Universal Compatibility

**Wireless Charging for iPhone 12-16 Series/Apple Watch/Airpods**




Magsafe Cases    iPhone 12/13/14/15/16 Series    Apple Watch Series    AirPods

**Wired Charging for Smartphones/Tablets**



iPhone/iPad All Series    Samsung/Google/LG/Moto Series    AirPods and more



Multiple output modes seamlessly compatible with almost all your smartphones.

Figure 6.1: Overview of device compatibility.

## 7. SAFETY INFORMATION

To ensure safe operation and prolong the lifespan of your power bank, please observe the following safety guidelines:

- Do not disassemble, bump, squeeze, or put the device into fire.
- Do not continue to use if there is serious expansion or damage.

- Avoid placing the device in high-temperature environments.
- The power bank features a comprehensive multi-protect safety system, including temperature control, overcharge protection, short circuit protection, and more.
- When using the built-in AC plug and charging the power bank and a mobile phone at the same time, it may cause high temperature, which is normal.
- **Airline Travel:** Always check current airline regulations regarding portable power banks before traveling. Power banks typically need to be carried in carry-on luggage and have specific capacity limits.



Figure 7.1: Built-in multiple security protection features.

## 8. MAINTENANCE

- Clean the power bank with a soft, dry cloth. Do not use harsh chemicals or abrasive materials.
- Store the power bank in a cool, dry place away from direct sunlight and extreme temperatures.
- If not used for extended periods, recharge the power bank at least once every three months to maintain battery health.

## 9. TROUBLESHOOTING

### Common Issues and Solutions:

- **Device not charging:**
  - Ensure the power bank is charged (check LCD display).
  - Verify the cable connection is secure and the correct cable is used for your device.
  - For wireless charging, ensure your device is properly aligned with the magnetic area and is MagSafe compatible (or has a MagSafe case).
  - Try a different charging port or cable.

- **Magnetic connection is weak:**
  - Ensure your phone case is MagSafe compatible. Non-magnetic cases may interfere with the magnetic connection.
  - Remove the phone case to test the direct magnetic connection.
- **Power bank gets warm during charging:**
  - It is normal for the power bank to become slightly warm during operation, especially during fast charging or when charging multiple devices simultaneously.
  - If it becomes excessively hot, disconnect all devices and allow it to cool down before resuming use.

## 10. SPECIFICATIONS

Feature	Detail
Model Number	HX100N1
Battery Capacity	10800 Milliamp Hours
Product Dimensions	5 x 4.61 x 1.02 inches
Item Weight	8.4 ounces
Connector Type	Dual Magnetic + Built-in 2 Cables (Lightning, USB-C) + USB-C Port + USB-A Port
Special Features	6-in-1 Magnetic Portable Charger, 6 Outputs Wireless Power Bank with Apple Watch Charger, PD 25W+QC4.0 Fast Charging Battery Pack, Airline Approved Ultra-compact Travel Charger
Manufacturer	Dongguan Yuanhaoxun Technology Co., Ltd

## 11. WARRANTY AND SUPPORT

The Pwxapy Magnetic Portable Charger comes with 2 years of customer support. If you encounter any issues or have questions regarding your product, please contact our customer service team for assistance. For support, refer to the contact information provided with your purchase or visit the official Pwxapy website.





