



Manuals.plus /

› CHZHVAN /

› CHZHVAN S10 Android Tracker Tags User Manual

CHZHVAN S10

CHZHVAN S10 Android Tracker Tags User Manual

Official Google Certified Smart Bluetooth Tracker

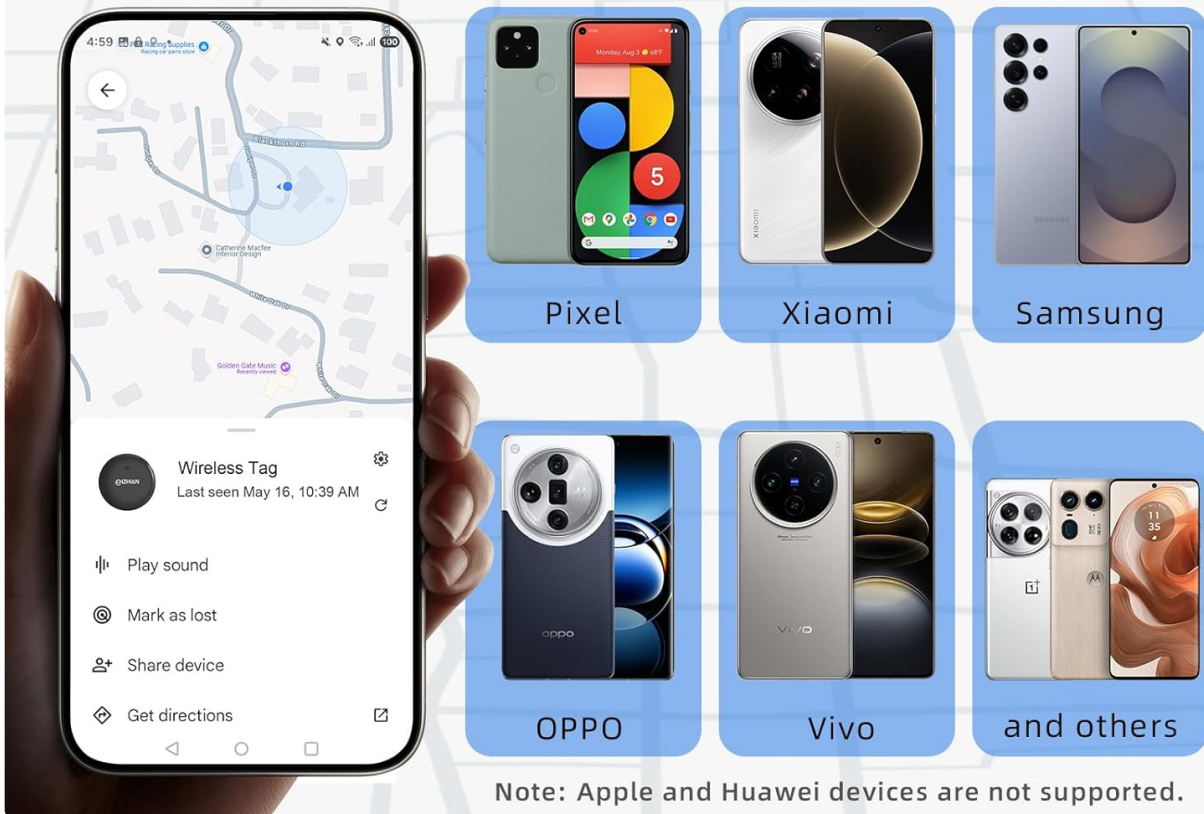

1. INTRODUCTION

Welcome to the user manual for your CHZHVAN S10 Android Tracker Tags. This guide provides comprehensive instructions for setting up, operating, and maintaining your new smart Bluetooth tracker. The CHZHVAN S10 is designed to help you locate your valuable items quickly and efficiently using the Google Find Hub app on compatible Android devices.

Important Compatibility Note: This device is specifically designed for Android phones running Android 9 and above. It is **not compatible** with iOS (Apple) or Huawei devices.

Compatible with All Android Phones

Works with most Android phones including Samsung, Pixel, Xiaomi, Oppo, Vivo, and others.



Note: Apple and Huawei devices are not supported.

Image: The CHZHVAN S10 tracker is compatible with a wide range of Android phones, including Pixel, Xiaomi, Samsung, OPPO, and Vivo, utilizing the Google Find Hub app.

2. PRODUCT OVERVIEW

The CHZHVAN S10 is a Google-certified smart Bluetooth tracker engineered for reliability and ease of use. Its compact design allows it to be attached to various items such as keys, wallets, bags, luggage, and more, ensuring you can always keep track of your belongings.

Key Features:

- **Google Certified:** Seamless integration with the Google Find Hub app for reliable tracking.
- **IP67 Waterproof:** Designed to withstand splashes, rain, and short periods of immersion (up to 30 minutes).
- **Replaceable Battery:** Powered by a CR2032 battery, offering up to 12 months of usage (battery life may vary).
- **Ultra-Loud Sound:** Activate a loud ring from the Find Hub app to quickly locate nearby items within Bluetooth range (up to 50 meters / 160 feet).
- **No Subscription Fees:** Utilize the Google Find Hub app without any additional costs.

- **Device Sharing:** Share access to your tracker's location with trusted friends and family.



Image: A set of CHZHVAN S10 Android Tracker Tags in various colors, illustrating their compact design and included keychains.



Image: The CHZHVAN S10 tracker is shown partially submerged in water, highlighting its IP67 water-resistant feature.

Replaceable Battery



Image: An illustration of the CHZHVAN S10 tracker with its back cover removed, revealing the replaceable CR2032 coin cell battery.

3. SETUP GUIDE

Follow these steps to set up your CHZHVAN S10 tracker and connect it to your Android device:

1. Download and Install the "Find Hub" App:

Go to the Google Play Store on your Android phone. Search for "Find Hub" and tap "Install" to download the application.

2. Open the App and Set It Up:

Once installed, open the "Find Hub" app. Log in with your Google account to access the main interface.

3. Select Your Primary Account:

If you have multiple Google accounts on your device, ensure you select the primary account you wish to link your tracker to.

4. Grant Necessary Permissions:

The app will request certain permissions (e.g., location access, Bluetooth). Review and grant these permissions as prompted to complete the setup.

5. Pair Your Tracker:

Ensure Bluetooth is enabled on your Android phone. Turn on your CHZHVAN S10 tracker. The pairing window should appear automatically in the Find Hub app. Follow the on-screen instructions to complete the pairing process. If the pairing window does not appear, update your phone's system or restart your device.

Setup Guide

1 Download and Install the "Find Hub" App

Go to Play and search for the "Find Hub" app, then click install.



2 Open the App and Set It Up

Once installed, tap "Open" or find the "Find Hub" app icon on your home screen and tap it. Log in with your account to access the "Find Hub" page.



3 Select Your Primary Account

If you have multiple accounts, make sure to choose your primary account to link your tracker to it.



4 Grant Necessary Permissions

The app may ask for certain permissions; simply review and grant them as requested to complete the setup.



Image: A visual representation of the four-step setup process for the CHZHVAN S10 tracker, from app download to granting permissions.

Privacy Protection

Your privacy is a priority.
Your location and data are
anonymous and encrypted
to everyone but you.



Image: A four-panel image illustrating the step-by-step pairing process of the CHZHVAN S10 tracker with an Android phone via the Find Hub app.

4. OPERATING INSTRUCTIONS

Once your CHZHVAN S10 tracker is paired, you can use the Find Hub app to locate your items.

4.1 Locating Nearby Items

If your item is within Bluetooth range (up to 50 meters / 160 feet), you can use the app to trigger a sound or get proximity cues.

- **Play Sound:** Open the Find Hub app, select your tracker, and tap the "Play Sound" button. The tracker will emit a loud ring to help you pinpoint its exact location.
- **Find Nearby:** The app provides visual cues indicating your proximity to the tracker, guiding you closer to your lost item.

Lost Your Item Nearby?

Click the "Play Sound" button in Find Hub Device to make Wireless tag emit a sound and easily find the item!

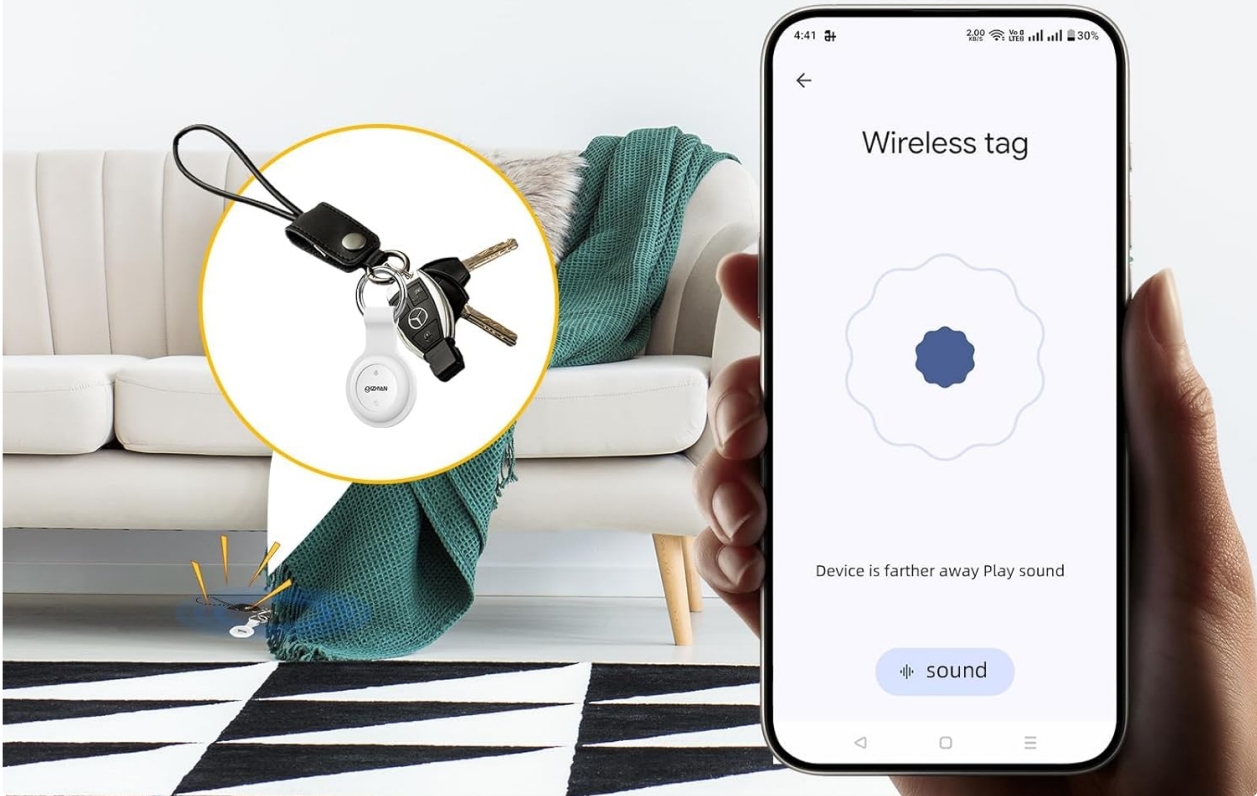


Image: An illustration of using the "Play Sound" feature in the Find Hub app to locate keys with a CHZHVAN S10 tracker nearby.

Trigger a Loud Ring

The loud sound from your Wireless Tag helps you locate misplaced items instantly.



Image: The Find Hub app interface showing the option to trigger a loud ring from the CHZHVAN S10 tracker to locate items instantly.

4.2 Locating Far Away Items

For items outside Bluetooth range, the Google Find Hub network can help you locate them globally.

- **Map Location:** The Find Hub app will display the last known location of your tracker on a map, leveraging the vast network of Android devices to anonymously update its position.
- **Lost Mode:** Activate "Lost Mode" in the app. If another Android device in the Find Hub network comes within range of your tracker, you will receive a notification with its updated location.

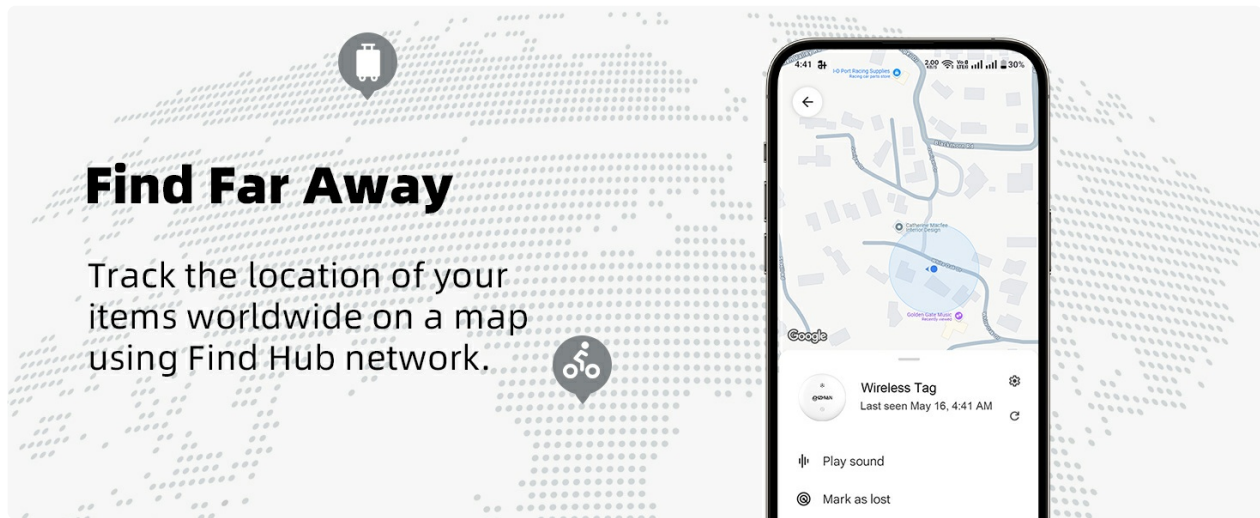


Image: The Find Hub app displaying the global tracking capability of the CHZHVAN S10 tracker on a map.

4.3 Device Sharing

You can share access to your CHZHVAN S10 tracker with other individuals, allowing multiple phones to track the same device.

- In the Find Hub app, select your tracker and look for the "Share device" option. Follow the prompts to invite others to view its location.

Supports Device Sharing

Share your Wireless tag with others and allow two phones to track one Wireless tag location.



Image: Two Android phones simultaneously displaying the location of a single CHZHVAN S10 tracker via the Find Hub app, demonstrating the device sharing function.

5. MAINTENANCE

5.1 Battery Replacement

The CHZHVAN S10 uses a replaceable CR2032 coin cell battery. When the battery level is low, you will receive a notification in the Find Hub app.

1. Carefully open the tracker's casing.
2. Remove the old CR2032 battery.
3. Insert a new CR2032 battery with the positive (+) side facing up.
4. Close the casing securely, ensuring a tight seal to maintain its IP67 water resistance.

5.2 Cleaning

To clean your tracker, wipe it with a soft, damp cloth. Avoid using harsh chemicals or abrasive materials, as these may damage the device or compromise its waterproof seal.

6. TROUBLESHOOTING

- **Tracker Not Connecting:**

Ensure Bluetooth is enabled on your Android phone. Check if the tracker's battery is charged or needs replacement. Try restarting your phone and the tracker. Make sure the Find Hub app has all necessary permissions granted.

- **Sound Too Low:**

Ensure there are no obstructions blocking the tracker's speaker. The sound volume is fixed; if it's still too low, try moving closer to the item.

- **Inaccurate Location:**

Location accuracy depends on the density of the Google Find Hub network and GPS availability. In areas with fewer Android devices or poor GPS signal, location updates may be less precise. Ensure your phone's location services are enabled.

- **Battery Drains Quickly:**

Battery life can be affected by temperature and frequency of use. If the battery drains significantly faster than expected, ensure the tracker is not constantly searching or playing sound. Replace the battery if necessary.

7. SPECIFICATIONS

Feature	Detail
Model Number	S10
Brand	CHZHVAN
Compatibility	Android 9 and above (Find Hub App)
Water Resistance	IP67
Battery Type	CR2032 (4 included)
Battery Life	Up to 12 months (varies with usage)
Control Method	App (Find Hub)
Item Weight	4.6 ounces
Package Dimensions	4.06 x 3.15 x 0.94 inches



Image: Detailed dimensions of the CHZHVAN S10 tracker, showing its diameter and thickness.

8. WARRANTY AND SUPPORT

For warranty information and customer support, please refer to the official CHZHVAN website or contact their customer service directly. Details are typically provided with your product packaging or on the manufacturer's online support pages.

For app-related issues or questions about the Google Find Hub network, please consult the Google Play Store listing for the Find Hub app or Google's official support resources.