

BASETBL DECHAF067B

BASETBL Ergonomic Office Chair DECHAF067B User Manual

Model: DECHAF067B

1. SAFETY INFORMATION

Please read this manual carefully before assembly and use. Keep this manual for future reference. An assembly manual and safe usage instructions are included with the product.

- Ensure all components are present and undamaged before assembly.
- Follow the assembly instructions precisely to ensure stability and safety.
- Do not exceed the maximum weight capacity of 200 kg (440 lbs).
- Avoid standing on the chair or using it as a step stool.
- Keep children and pets away from the chair during assembly.
- Regularly check all screws and connections to ensure they are tight.

2. PRODUCT OVERVIEW

The BASETBL Ergonomic Office Chair, model DECHAF067B, is designed for comfort and support during long periods of sitting. It complies with the European EN 12520 standard for home chairs and features a TUV-certified Class 4 gas spring.

Key Features:

- **High Weight Capacity:** Supports up to 200 kg (440 lbs).
- **3D Adjustable Armrests:** Height, forward/backward, and rotation adjustments.
- **Adjustable Headrest:** 5-way height adjustment for neck and shoulder support.
- **Adjustable Lumbar Support:** Individually adjustable to relieve spinal pressure.
- **Recline Locking Mechanism:** Backrest locks between 90° and 120°.
- **Extra-Wide Seat:** 61 cm wide with integrated springs and high-density memory foam.
- **Retractable Footrest:** Hidden foot platform for leg support and improved circulation.

- **Silent Rubber Casters:** 360° rotatable, anti-scratch, and quiet operation on hard floors.
- **Durable Material:** High-quality, dirt-resistant PU leather for easy cleaning.

Product Dimensions and Capacity



This diagram illustrates the overall dimensions of the BASETBL office chair, including seat width, backrest height, and total height. It also highlights the 200 kg (440 lbs) weight capacity and suitability for users between 160 cm (5'3") and 210 cm (6'11"). Key features like 3D armrests, independent lumbar pillow, and retractable footrest are also shown.

Quality Comparison



This comparison chart highlights the superior features of the BASETBL chair, including an extra-wide 61 cm seat, a robust base supporting up to 1137 kg, a 200 kg (440 lbs) load capacity, and an SGS-Certified Class 4 gas lift, contrasting them with narrower seats, lower load capacities, and Class 3 gas lifts found in other chairs.

3. ASSEMBLY INSTRUCTIONS

A detailed assembly manual is included in the product packaging. Please refer to this manual for step-by-step instructions on how to assemble your BASETBL office chair. Ensure all parts are correctly installed and tightened before use.

4. OPERATING INSTRUCTIONS

4.1. Adjusting Seat Height

To adjust the seat height, locate the lever under the seat on the right side. Pull the lever upwards while seated to lower the seat, or pull the lever upwards while standing to raise the seat. Release the lever at the desired height.

4.2. Adjusting 3D Armrests

Extra Wide Spring Cushion



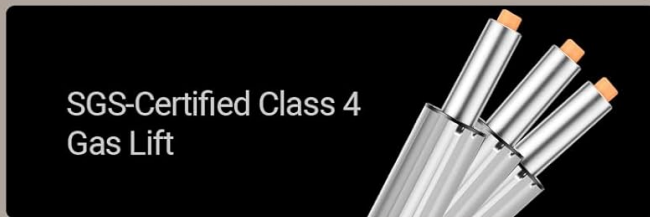
The spring cushion and extra-wide seat design offer a spacious and comfortable sitting experience, ideal for extended periods.

This image shows the versatility of the 3D adjustable armrests. They can be adjusted 7.5 cm in height, 6 cm forward and backward, and rotated 40 degrees inwards or outwards, allowing for comfortable positioning during work, rest, or for wider body types.


- **Height Adjustment:** Press the button on the side of the armrest and move it up or down. Release the button to lock. (Adjustable by 7.5 cm)
- **Forward/Backward Adjustment:** Slide the armrest pad forward or backward. (Adjustable by 6 cm)
- **Rotation Adjustment:** Rotate the armrest pad inwards or outwards. (Adjustable by 40°)

4.3. Adjusting Headrest

 **basetbl**



Others



This image shows individuals comfortably seated, highlighting the wide and height-adjustable headrest (6 cm adjustment). The headrest provides targeted support for the neck and shoulders, suitable for long hours of use. The headrest can be adjusted 6 cm in height to provide optimal support for your neck and shoulders. Simply grasp the headrest and slide it up or down to your preferred position. The 5-way adjustment allows for precise positioning.

4.4. Using Recline Locking Mechanism

Height-Adjustable and Wide Headrest



8+
HOURS



SUPPORTS
UP TO 440 LBS



TWO YEARS
CUSTOMER SERVICE

This image demonstrates the chair's ability to lock the backrest at various angles between 90° (work), 110° (relaxing), and 120° (resting). It also shows the detachable lumbar pillow and integrated leg support.

The backrest can be continuously locked between 90° (upright working position) and 120° (relaxed position). To recline, pull the lever located on the left side of the seat. Lean back to your desired angle and push the lever down to lock the position. To return to an upright position, pull the lever up, lean forward, and release the lever.

4.5. Using Retractable Footrest

The chair features a hidden foot platform for added comfort. To use, pull the footrest out from under the seat. Extend it to your desired length and position your legs. To retract, push the footrest back under the seat until it is fully stored.

4.6. Adjusting Lumbar Support

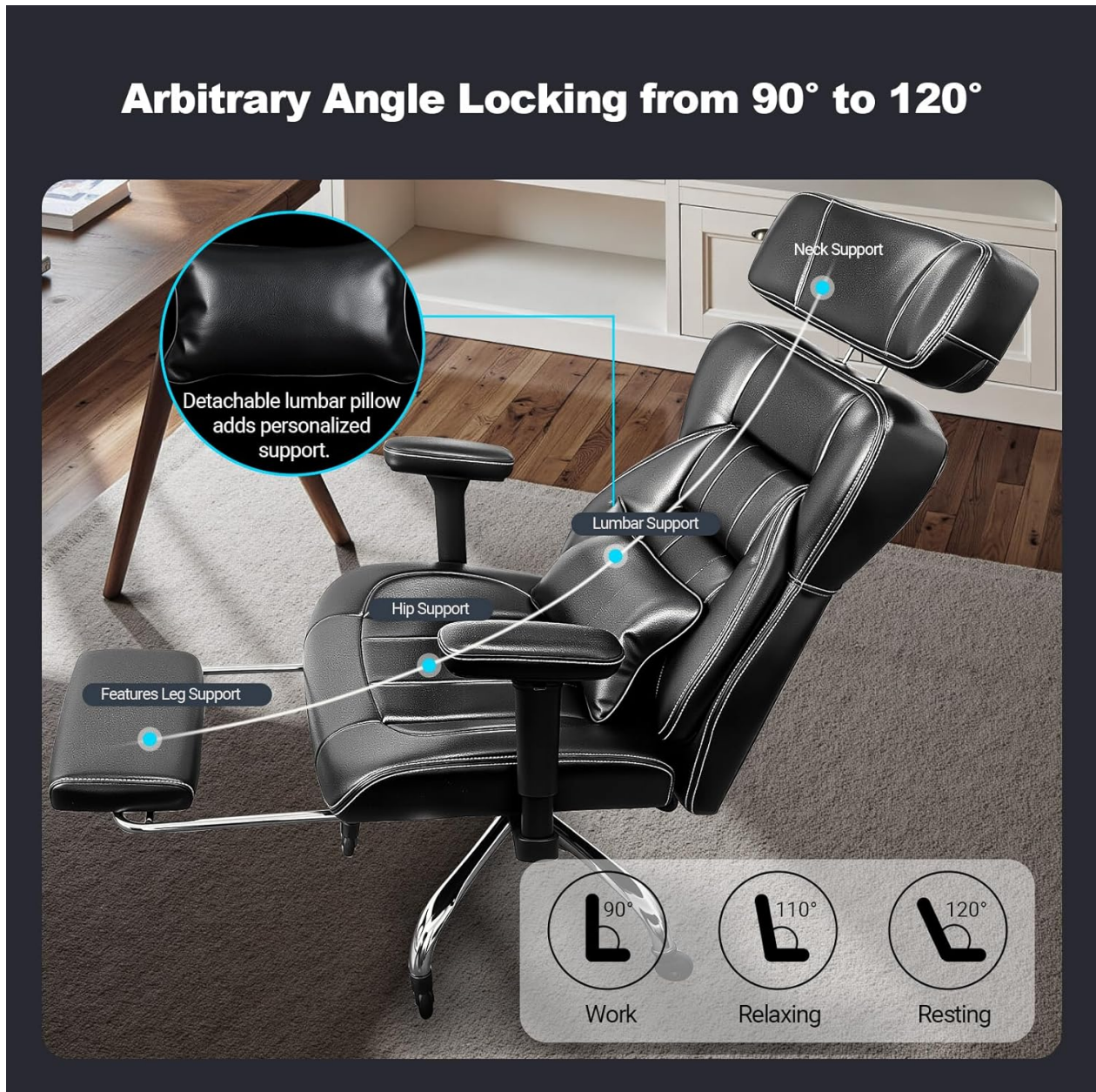
The individually adjustable lumbar support helps relieve pressure on your spine during prolonged sitting. Adjust the lumbar support by rotating the knob located on the side of the backrest to find your preferred level of support.

5. MAINTENANCE

5.1. Cleaning PU Leather

The high-quality PU leather is dirt-resistant and easy to clean. Use a soft, damp cloth with mild soap and water to wipe down the surface. Avoid harsh chemicals or abrasive cleaners, as these can damage the material. Dry thoroughly with a clean cloth.

5.2. Caster Care



This image details the construction of the chair's rubber casters, featuring a thick 38mm dial, large 5mm ball bearings, and alloy steel bearings. It emphasizes their quiet operation (under 20dB), effortless gliding, anti-scratch coating, and sturdy, resilient design, preventing tangling and floor damage.

The 360° rotatable rubber wheels are designed for smooth and quiet gliding. Periodically check the casters for any accumulated hair or debris and clean them to ensure optimal performance and prevent floor scratches. Avoid using lubricants that may attract dust.

5.3. General Inspection

Regularly inspect all screws, bolts, and connections to ensure they are secure. Tighten any loose fasteners to maintain the chair's stability and safety. Do not use the chair if any parts are damaged or missing.

6. TROUBLESHOOTING

If you encounter any issues with your BASETBL office chair that are not resolved by following the instructions in this manual, please contact customer support for assistance.

- **Chair feels unstable:** Check all assembly screws and bolts to ensure they are tightened.
- **Casters not rolling smoothly:** Inspect casters for debris (hair, lint) and clean them.
- **Gas lift not functioning:** Ensure the height adjustment lever is fully engaged. If the issue persists, contact support.

7. SPECIFICATIONS

Feature	Detail
Brand	BASETBL
Model Number	DECHAF067B
Color	Black
Product Dimensions	91 x 35 x 66 cm (packaged); 70D x 70W x 132H cm (assembled)
Item Weight	26 kg
Material	Faux Leather
Frame Material	Stainless Steel
Weight Capacity	Up to 200 kg (440 lbs)
Gas Lift	TUV-certified Class 4
Armrests	3D Adjustable (7.5cm height, 6cm front/back, 40° rotation)
Headrest	5-way Adjustable (6cm height)
Backrest Recline	90° to 120° with locking mechanism
Seat Width	61 cm
Casters	Silent Rubber, 360° rotatable
Certifications	EN 12520 (European standard for home chairs)

8. WARRANTY AND SUPPORT

BASETBL offers a **2-year warranty** on this ergonomic office chair, exceeding industry standards. This warranty covers manufacturing defects and ensures reliable seating.

Customer Service

If you have any questions, require assistance with assembly, or experience any issues with your product, please do not hesitate to contact BASETBL customer service. We are committed to providing prompt and competent support, with responses typically provided within 24 hours.

For free accessory replacement or other product-related concerns, please reach out to our support team. You can often find contact information through your purchase platform or the BASETBL official website.

