

Hiseeu WK6-4HB613-AT

Hiseeu 4K NVR 3MP Wireless Security Camera System (Model WK6-4HB613-AT) - Instruction Manual

Comprehensive guide for setup, operation, and maintenance of your Hiseeu security system.

1. INTRODUCTION

The Hiseeu 4K NVR 3MP Wireless Security Camera System provides robust surveillance for your home or business. This system features 3MP corded plug-in powered outdoor bullet cameras, a 4K NVR with a pre-installed 1TB HDD, and supports dual-band 2.4G/5G wireless WiFi connectivity. Enjoy 24/7 recording without subscription fees, advanced night vision, and intelligent AI human detection.

2. WHAT'S IN THE BOX

- NVR (Network Video Recorder)
- Cameras (3MP Bullet Cameras)
- Power adapters for cameras (DC12V, 1A)
- Power adapter for NVR (DC12V, 2A)
- HDMI cable
- USB mouse
- Network cable
- Mounting screws and accessories

3. SETUP GUIDE

Follow these steps to set up your Hiseeu security camera system. For a visual guide, please refer to the setup video below.

3.1 Initial Hardware Connection (Local View)

1. **Power the Cameras:** Connect each camera to a power outlet using the provided DC12V, 1A power adapters.
2. **Connect NVR to Monitor:** Use the provided HDMI cable to connect the NVR to a TV or monitor.
3. **Connect Mouse:** Plug the USB mouse into one of the USB ports on the NVR.
4. **Power the NVR:** Connect the NVR to a power outlet using the provided DC12V, 2A power adapter.
5. **System Initialization:** The system will boot up and display the Hiseeu logo. Follow the on-screen prompts to select your language and set a password for the NVR.

Auto Pair, True Plug and Play

2.4GHz wireless transmission,
the camera and NVR are paired before shipping.

- **12V 1A** Power Supply for Camera
- **12V 2A** Power Supply for NVR



Image: Initial hardware connections for cameras, NVR, and monitor.

3.2 Network Connection (Remote View)

To enable remote viewing via the mobile app, the NVR needs to be connected to your home network.

1. **Wired Connection:** Connect the NVR to your router using the provided network cable. Ensure the network connection is stable.
2. **Wireless Connection (if applicable):** If your NVR supports wireless connection, navigate to the "Network Setup" menu on the monitor, select "Wireless network settings," choose your WiFi network, and enter the password.

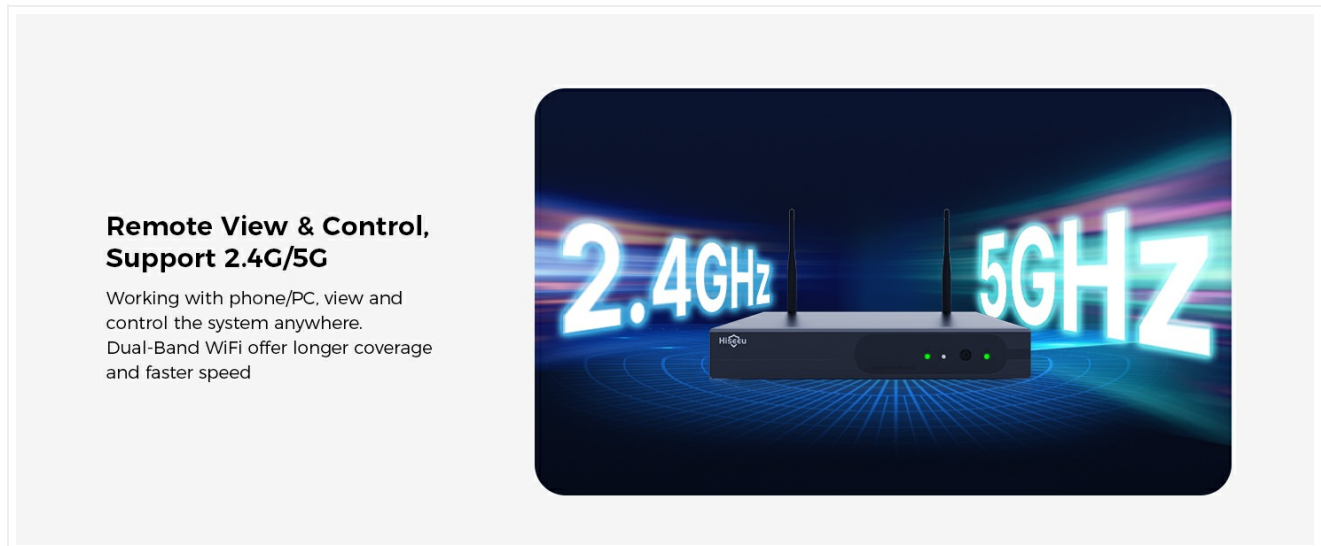


Image: Overview of connection types for local and remote access.

3.3 Mobile App Setup

1. **Download App:** Scan the QR code displayed on the NVR monitor or search for "EseeCloud" in your mobile app store (App Store for iOS, Google Play for Android).
2. **Register Account:** Create a new account within the EseeCloud app.
3. **Add Device:** In the app, select "Add Device" and scan the Cloud ID QR code displayed on the NVR monitor. If prompted, enter the NVR system password you set earlier.
4. **Live View:** Once added, you can view live feeds from your cameras and manage settings remotely.

3.4 Setup Video Tutorial

Your browser does not support the video tag.

Video: Detailed instructions on how to set up the Hiseeu security camera system, covering various connection methods and app integration.

4. OPERATING INSTRUCTIONS

4.1 24/7 Recording and Storage

The system supports continuous 24/7 recording with the pre-installed 1TB hard drive. This provides over 45 days of continuous recording without monthly fees. The NVR utilizes H.265+ bandwidth optimization, reducing bandwidth usage by 50% compared to H.264 while maintaining 4K/8MP resolution.

- **Recording Modes:** Choose between 24/7 continuous recording, motion-triggered recording, or customized recording schedules.
- **Local Storage:** All recordings are stored locally on the 1TB HDD, ensuring data privacy and eliminating cloud storage fees.

1TB HDD Pre-installed 24/7 Recording




Image: The system supports 24/7 recording to the pre-installed 1TB HDD.

4.2 Night Vision

The 3MP cameras, combined with the 4K NVR, capture clear details even in low-light conditions, enhancing security during nighttime hours.




Image: Day and night vision capabilities of the cameras.

4.3 One-Way Audio

The cameras feature one-way audio, allowing you to listen in real-time through the monitor or the EseeCloud app. This function enables monitoring without revealing your presence.

One-way Audio Function

Support hear the voice from monitor or Eseecloud app, but can't make conversation.

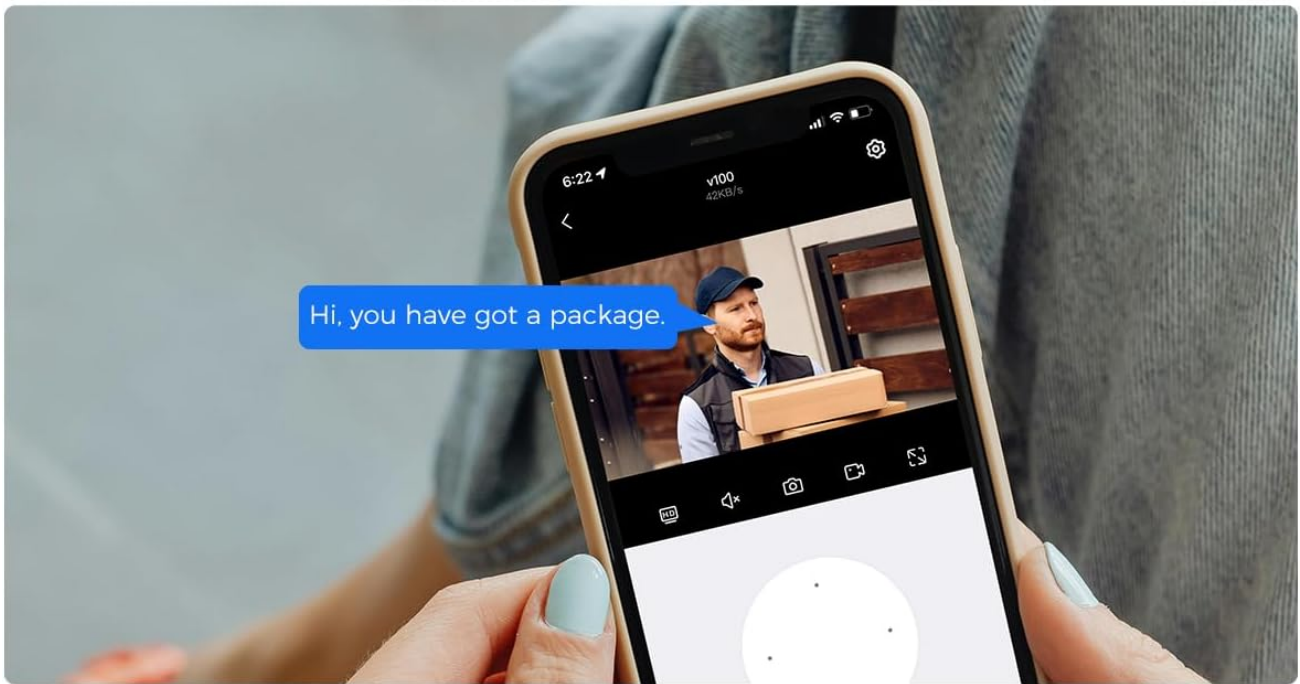
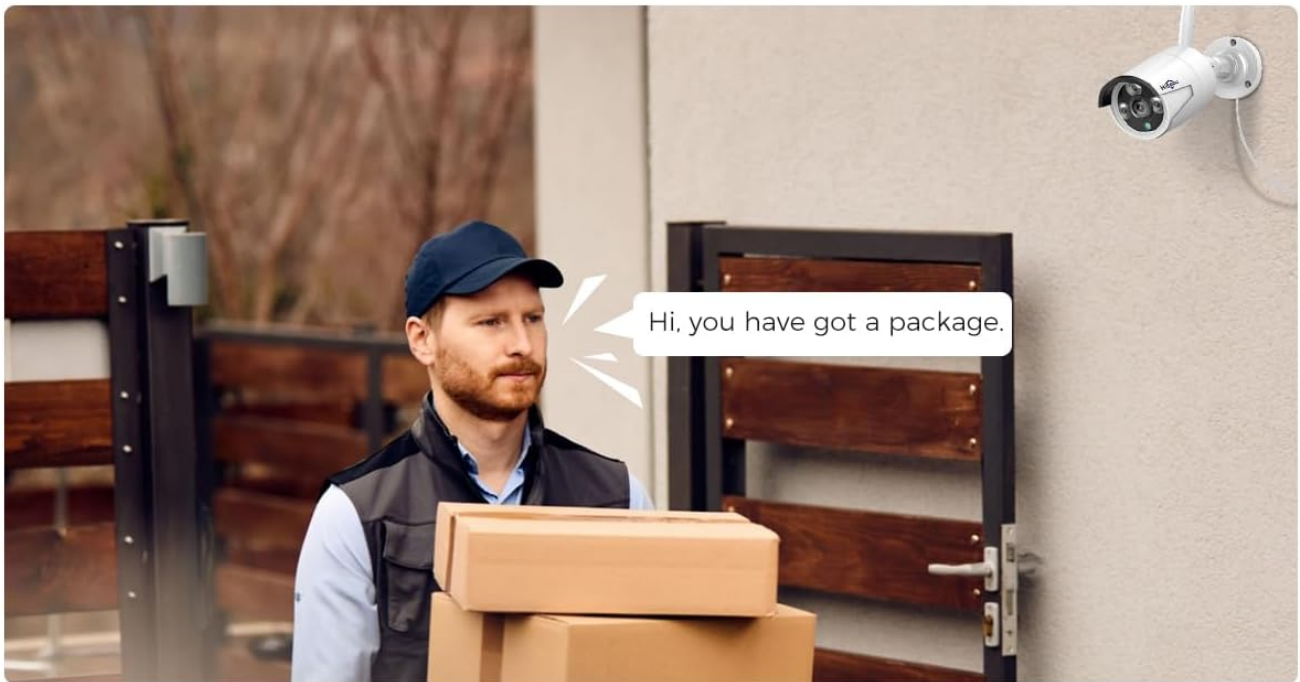


Image: One-way audio function allows listening to the camera's environment.

4.4 Motion Sensor and AI Human Detection

The system provides 24/7 uninterrupted protection with motion detection. Advanced AI human detection intelligently distinguishes people from other movements (like pets or shadows), sending alerts only for genuine threats.

- **Instant Notifications:** Receive instant alerts on your phone when motion or human detection is triggered.
- **Customizable Detection Zones:** Adjust detection areas to focus on specific zones and minimize false alarms.

Humanoid Motion Detection, App Push & Email Alert



Humanoid
Motion



App Push



Email Alert



EseeCloud

now

Device-object movement

Image: AI human detection and instant alerts.

4.5 Video Playback

Easily review recorded footage by selecting the desired recording date and time through the NVR interface or the mobile app.

24/7 Recording

The cameras and NVR is DC12V plug-in powered. 24/7 powered offer 24/7 recording. No worries about power outages and false alarms



Image: Video playback interface for reviewing recorded footage.

4.6 Multiple Sharing

Share access to your security system with family members or trusted friends through the EseeCloud app, allowing them to view live feeds and receive notifications.

Local View & Control, No Need WiFi

Local Recording, working with Monitor/Display, no need WiFi or internet, truly play & plug



Image: Sharing access to the security system with multiple users.

5. MAINTENANCE

5.1 Weather Resistance

The outdoor bullet cameras are IP66 waterproof, designed to operate flawlessly in various weather conditions, including heavy snow, high winds, and temperatures ranging from -25°C to 50°C (-13°F to 122°F).

Outdoor IP66 Waterproof Camera

Working temperature: -25°C to 50°C (-13°F to 122°F)



Image: IP66 waterproof rating ensures durability in various weather conditions.

5.2 Hard Drive Management

The 1TB HDD is pre-installed. Regularly check the storage status in the NVR settings to ensure optimal recording performance. The system supports overwriting older footage automatically when the disk is full.

6. TROUBLESHOOTING

- **No Video Display:**

- Ensure all cameras and the NVR are powered on.
 - Verify the HDMI cable connection between the NVR and the monitor.
 - Check if the correct input source is selected on your monitor/TV.
- **No Remote Access:**
 - Confirm the NVR is connected to your router via Ethernet cable or WiFi.
 - Check your internet connection status.
 - Ensure the EseeCloud app is updated to the latest version and the device is correctly added.
- **False Motion Alerts:**
 - Adjust the motion detection sensitivity in the NVR settings or app.
 - Configure specific detection zones to exclude areas with frequent non-human movement (e.g., trees, busy roads).
- **Poor Night Vision:**
 - Ensure the camera lens is clean and free from obstructions.
 - Check for strong light sources near the camera that might interfere with IR illumination.

7. SPECIFICATIONS

Feature	Detail
Brand	Hiseeu
Model Number	WK6-4HB613-AT
Connectivity Technology	Wireless (2.4G/5G WiFi)
Video Capture Resolution	3MP (Cameras), 4K (NVR)
Special Features	1-Way Audio, 24/7 Recording, DC12V Corded Electric, Motion Sensor, Night Vision, No Subscription
Number of Channels	16 (Expandable)
Memory Storage Capacity	1 TB HDD (pre-installed)
Power Source	DC12V Corded Electric
Operating System	Linux-Based System or Proprietary OS
Compatible Devices	Laptops, Personal Computers, Smartphones, TV
Night Vision	Yes
Frame Rate	15-30 FPS (4K), 12-25 FPS (3MP)
Recording Mode	24/7 recording, motion-triggered recording
Optical Sensor Technology	CMOS/CCD
Hardware Interface	802.11 ac/b/g/n
Antenna Location	Indoor, Outdoor

Item Dimensions	7 x 11 x 13 inches
------------------------	--------------------

8. WARRANTY AND SUPPORT

Hiseeu provides a one-year warranty and hassle-free returns within three months of purchase for all Hiseeu camera systems. For any inquiries or technical assistance, our dedicated customer support team is available to respond promptly.

- **Customer Support Email:** johnny@hiseeu.com (as per NVR warning label)
- **Official Website:** www.hiseeu.com
- **WhatsApp Support:** +8613392838423