

KTC A25Q5

KTC MegPad Portable TV Touchscreen Monitor User Manual

Model: A25Q5 | Brand: KTC

1. PRODUCT OVERVIEW

The KTC MegPad A25Q5 is a 24.5-inch portable touchscreen monitor designed for versatile use, from home entertainment to outdoor activities. It features a 1080p Full HD display with a 60Hz refresh rate and IPS panel for clear, vibrant visuals. Running on Android 14 with Google EDLA certification, it provides access to a wide range of applications via Google Play. The device includes an 8MP HD camera, built-in speakers, and supports both touch and remote control. Its integrated 5000mAh battery offers extended use, and the flexible design allows for swivel and pivot adjustments, making it highly adaptable for various environments.



Image: Front and back view of the KTC MegPad Portable TV Touchscreen Monitor, highlighting its sleek design and integrated stand.

2. WHAT'S IN THE BOX

Carefully unpack all components and ensure the following items are included:

- 24.5-inch Portable TV Monitor (x1)
- Adaptor (x1)
- Remote Control (x1)
- AAA Battery (x2)
- Warranty Card (x1)
- User Guide (UG) (x1)



Image: A visual representation of all items included in the KTC MegPad product package, such as the monitor, manual, adapter, base plate, batteries, and remote control.

3. SETUP GUIDE

1. **Unpacking:** Carefully remove the monitor and all accessories from the packaging. Retain the packaging for future transport or storage.
2. **Power Connection:** Connect the provided power adaptor to the monitor's Type-C port and then to a power outlet. The monitor can also operate on its built-in battery.
3. **Remote Control Setup:** Insert the two AAA batteries into the remote control, observing the correct polarity.
4. **Initial Power On:** Press the power button on the monitor or the remote control to turn on the device. Follow the on-screen prompts for initial setup, including language selection, Wi-Fi connection, and Google account login.
5. **Adjusting the Stand:** Utilize the integrated stand to position the monitor for optimal viewing. The stand supports 90-degree pivot and 0-45 degree swivel adjustments.

4. OPERATING INSTRUCTIONS

4.1 Display and Smart Features

The MegPad features a 24.5-inch 1080P FHD (1920x1080) touchscreen with 400 nits brightness and a 60Hz refresh rate. The IPS panel ensures accurate color reproduction and wide viewing angles. It operates on Android 14 OS and is Google EDLA certified, allowing seamless access to Google Play Store and various applications like Netflix, YouTube, and Hulu. The device is powered by an 8-core CPU with Qualcomm chips and offers 8GB RAM + 128GB storage for smooth performance.

Google EDLA Licensed



Access to the Google Play Store, you have a plethora of apps and content to choose from.

Image: The KTC MegPad screen showing various Google EDLA licensed applications, indicating full access to the Google Play Store and its ecosystem.

Android 14 OS & QUALCOMM CHIP

Supports downloading each category of Apps, 10-point touchscreen is very easy to operate.

 8-core CPU

 8GB+128GB




Image: The KTC MegPad screen displaying the Android 14 OS interface, surrounded by icons of popular apps, with text highlighting its 8-core CPU and 8GB+128GB storage.

4.2 Audio-Visual and Control

The MegPad supports 10-point touch control for intuitive interaction and also comes with a remote control for convenient operation from a distance. It features an 8MP HD camera, suitable for video conferencing and online communication. Four built-in speakers (2x8W + 2x4W) provide a comprehensive audio experience for watching content, gaming, or video calls.

Satisfy With Your Various Needs

Built-in 5000mAh battery, allowing you to use it wirelessly anytime, anywhere.



5000mAh
Battery capacity



6-8 Hours
Working time



Speakers
2x8W + 2x4W



WiFi5

Image: Close-up views of the KTC MegPad's built-in 8MP camera, showing the physical on/off switch and the lens array, with a scene of two people engaged in a video call on the monitor.

Built in 8MP Camera

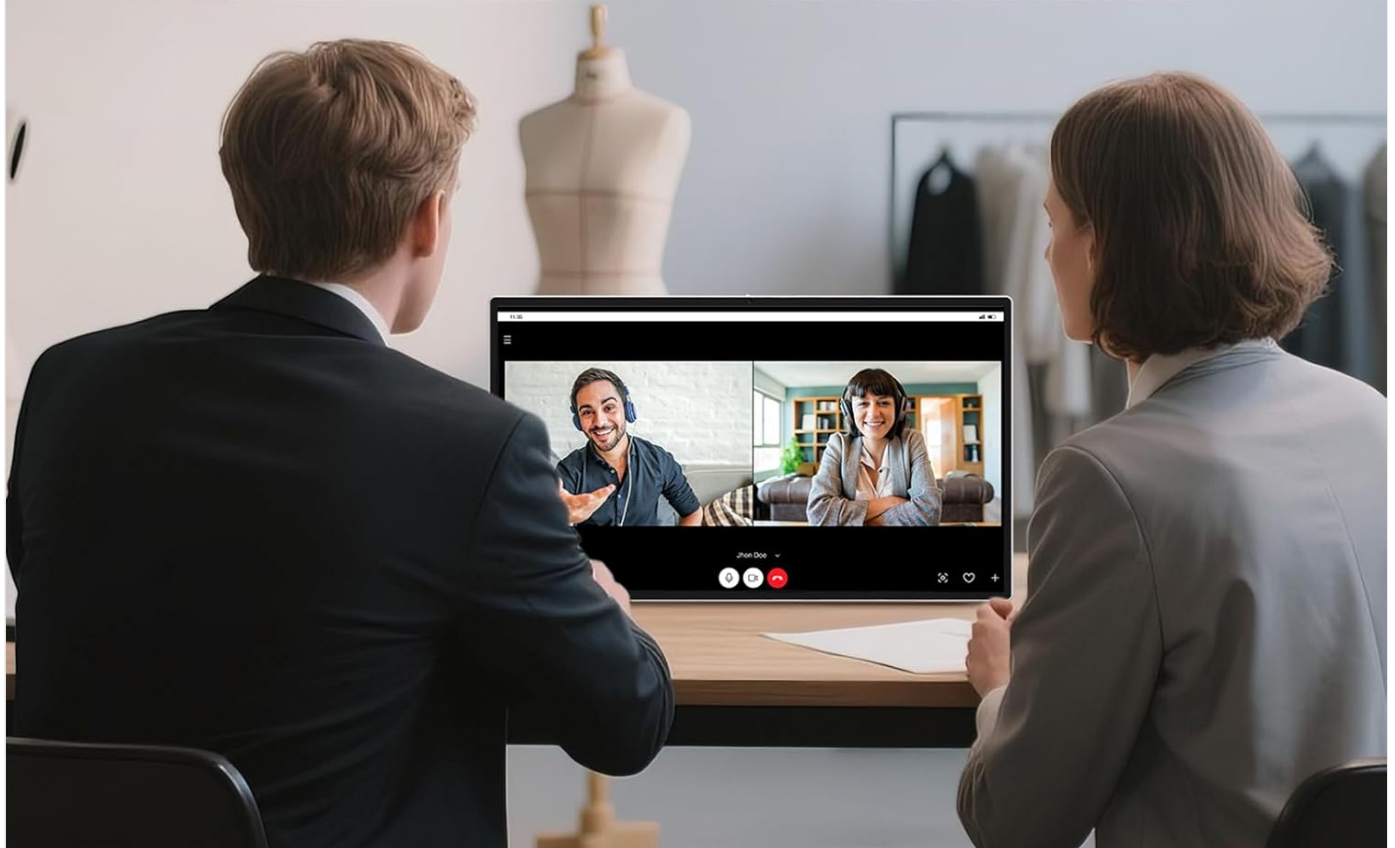




Image: Two individuals using the KTC MegPad outdoors, one interacting with the touchscreen and the other using the remote control, demonstrating dual control methods.

4.3 Portability and Connectivity

Designed for mobility, the MegPad features a lightweight body and a convenient handle, making it easy to carry for camping, travel, or moving around the home. It includes a built-in 5000mAh battery, providing 6-8 hours of working time. Connectivity options include Wi-Fi 5 and Bluetooth, along with a Type-C interface. Wireless projection features like Airplay, Miracast, and Android DLNA allow for flexible content sharing from mobile phones, tablets, or laptops.

Remote Control & Touch Screen



Remote Control



Touchscreen



Image: A person carrying the KTC MegPad by its integrated handle in an outdoor setting, alongside diagrams illustrating its 90-degree pivot and 0-45 degree swivel adjustment capabilities.

Flexibility Moving MegPad

The 25-inch screen makes traveling with Megpad a reality.

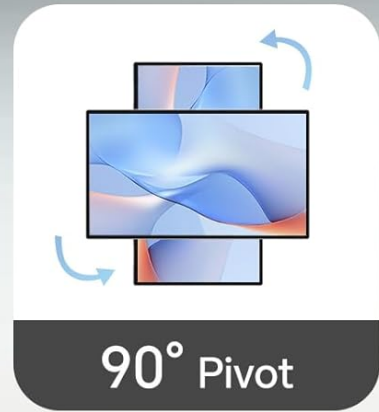


Image: A woman relaxing in a bathtub while the KTC MegPad is positioned nearby, with icons highlighting its 5000mAh battery, 6-8 hours working time, 2x8W+2x4W speakers, and WiFi5 connectivity.

Wireless Screen Casting



Airplay



Miracast



Android DLNA



Type-C



Image: A person playing a video game on the KTC MegPad, with icons representing Airplay, Miracast, Android DLNA, and Type-C connectivity for wireless screen casting.

5. MAINTENANCE AND CARE

- **Cleaning the Screen:** Use a soft, lint-free cloth slightly dampened with water or a screen-cleaning solution. Avoid harsh chemicals or abrasive materials.
- **General Cleaning:** Wipe the exterior surfaces with a soft, dry cloth. Do not allow liquids to enter the device.
- **Storage:** When not in use for extended periods, store the monitor in a cool, dry place, away from direct sunlight and extreme temperatures.
- **Battery Care:** For optimal battery life, avoid fully discharging the battery frequently. Charge the device regularly, even if not in active use.

6. TROUBLESHOOTING

Problem	Possible Cause	Solution
Monitor does not power on.	No power, low battery, or power button issue.	Ensure the power adaptor is securely connected and the outlet is functional. Charge the battery for at least 30 minutes. Press and hold the power button for 5 seconds.
No image on screen.	Incorrect input source, loose cable connection, or device not transmitting.	Verify the correct input source is selected. Check all cable connections (e.g., Type-C). Ensure the connected device is powered on and transmitting a signal.
Touchscreen is unresponsive.	Software glitch, screen protector interference, or physical damage.	Restart the monitor. Remove any thick screen protectors. If the issue persists, contact customer support.
No sound from speakers.	Volume too low, muted, or audio output settings.	Increase volume using the remote or on-screen controls. Check if the device is muted. Verify audio output settings in Android.
Wi-Fi connection issues.	Out of range, incorrect password, or router issue.	Move closer to the Wi-Fi router. Re-enter the Wi-Fi password. Restart your router and the monitor.

7. SPECIFICATIONS

Feature	Detail
Model Number	A25Q5
Screen Size	24.5 Inches
Display Technology	FHD IPS
Resolution	1920 x 1080 (1080p)
Refresh Rate	60 Hz
Brightness	400 nits
Operating System	Android 14
Certification	Google EDLA
Processor	8-core CPU (Qualcomm chips)
Storage	8GB RAM + 128GB ROM
Camera	8MP HD
Speakers	4 built-in (2x8W + 2x4W)
Battery	5000mAh (6-8 hours working time)

Feature	Detail
Connectivity	Wi-Fi 5, Bluetooth, Type-C
Special Features	Built-In Camera, Google EDLA Certification, Remote Control, Touchscreen, Wi-Fi 5, Low Blue Light Mode
Product Dimensions	19 x 3 x 25 inches
Item Weight	10.53 pounds

8. WARRANTY AND SUPPORT

KTC provides a 1-year warranty for the MegPad Portable TV Touchscreen Monitor. For any inquiries, technical assistance, or warranty claims, please contact KTC customer service. They offer 24/7 customer service and fast, considerate after-sales response.

For direct support, please refer to the contact information provided on the warranty card included in your product package or visit the official KTC support page online.

You can also reach out through the Amazon platform for assistance from the seller, KTC-Official.