

Phezer 0.5 inch cartridge

Phezer 0.5-inch 42ml Black Quick Dry Ink Cartridge Instruction Manual

Model: 0.5 inch cartridge (PS100)

INTRODUCTION

This manual provides comprehensive instructions for the Phezer 0.5-inch 42ml Black Quick Dry Ink Cartridge, designed for use with compatible handheld inkjet printers. It covers installation, operation, maintenance, and specifications to ensure optimal performance and longevity of your ink cartridge. The Phezer 42ml ink cartridge features quick-drying, waterproof, and durable ink, suitable for various surfaces. It is engineered for smooth, bright, and stable printing results.

PRODUCT OVERVIEW



Image: The Phezer 0.5-inch 42ml Black Quick Dry Ink Cartridge, shown with its transparent protective cover. The label indicates "Model: PS100 (M)".

The Phezer 0.5-inch 42ml Black Quick Dry Ink Cartridge is an industrial-grade replacement cartridge. Key features include:

- **Quick-Drying Ink:** Achieves rapid drying on various printing surfaces.
- **High Capacity:** Each 42ml cartridge can print tens of thousands of characters.
- **Durable and Waterproof:** Ensures long-lasting and smudge-resistant prints.
- **Smooth and Stable Printing:** Equipped with a high-quality nozzle for consistent output.

SETUP AND INSTALLATION

Follow these steps to properly install the ink cartridge into your compatible handheld inkjet printer:

1. **Prepare the Cartridge:** Before initial use, gently shape the cartridge up and down a few times with the protective cover still on. This helps ensure ink flow.
2. **Open Printer Cartridge Cover:** Locate and open the cartridge compartment cover on your handheld

inkjet printer.

3. **Insert Cartridge:** Carefully insert the ink cartridge into the designated slot. Ensure the electrical contacts align correctly.
4. **Secure Cartridge:** Press the cartridge down firmly until it is securely fixed in place.
5. **Close Cover:** Close the printer cartridge cover. The printer is now ready for use.

Easy to install



Image: Visual guide demonstrating the four steps for easy installation of the ink cartridge into a handheld printer.

OPERATING INSTRUCTIONS

The Phezer 0.5-inch 42ml Black Quick Dry Ink Cartridge is designed for versatile printing on a wide range of materials. Ensure your handheld inkjet printer is powered on and properly configured for your desired print job.



Image: A handheld inkjet printer in operation, demonstrating printing of text and a QR code onto a cardboard box.

This cartridge supports printing on both water-absorbing and non-absorbing materials, including:


- Wood
- Acrylic materials
- Aluminum
- Chinaware
- Cloth
- Paper and Carton
- Plastic
- Metal
- Stone
- Fabric
- Glass
- Labels
- Leather

Drying time for prints typically ranges from 3 to 5 seconds, depending on the material and environmental conditions.

Wide Applications



Metal



PVC Pipe



Cable



Wood



Steel Plate



Carton



Glass



Plastic



Cloth

Image: A collage illustrating the wide range of applications for the ink cartridge, showing prints on diverse materials such as metal, PVC pipe, wood, and glass.

The cartridge is designed with a dual nozzle system for enhanced efficiency and lifespan. If one nozzle experiences issues, the system allows for switching to the other.

Ink Cartridge Comparison

Phezer



Other

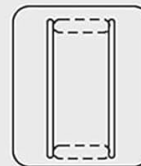


DUAL NOZZLE DESIGN

DUAL BREAKTHROUGHS IN EFFICIENCY
& QUALITY



VS



Efficiency: **50%** higher

Lifespan: **2** times higher

If one nozzle is clogged, switch to the other nozzle

Image: A comparison graphic emphasizing the dual nozzle design of the Phezer cartridge, which contributes to higher efficiency and extended lifespan.

The cartridge offers significant print capacity, capable of producing a large number of characters, dates, logos, variable data, and QR codes.

Incredible and Affordable

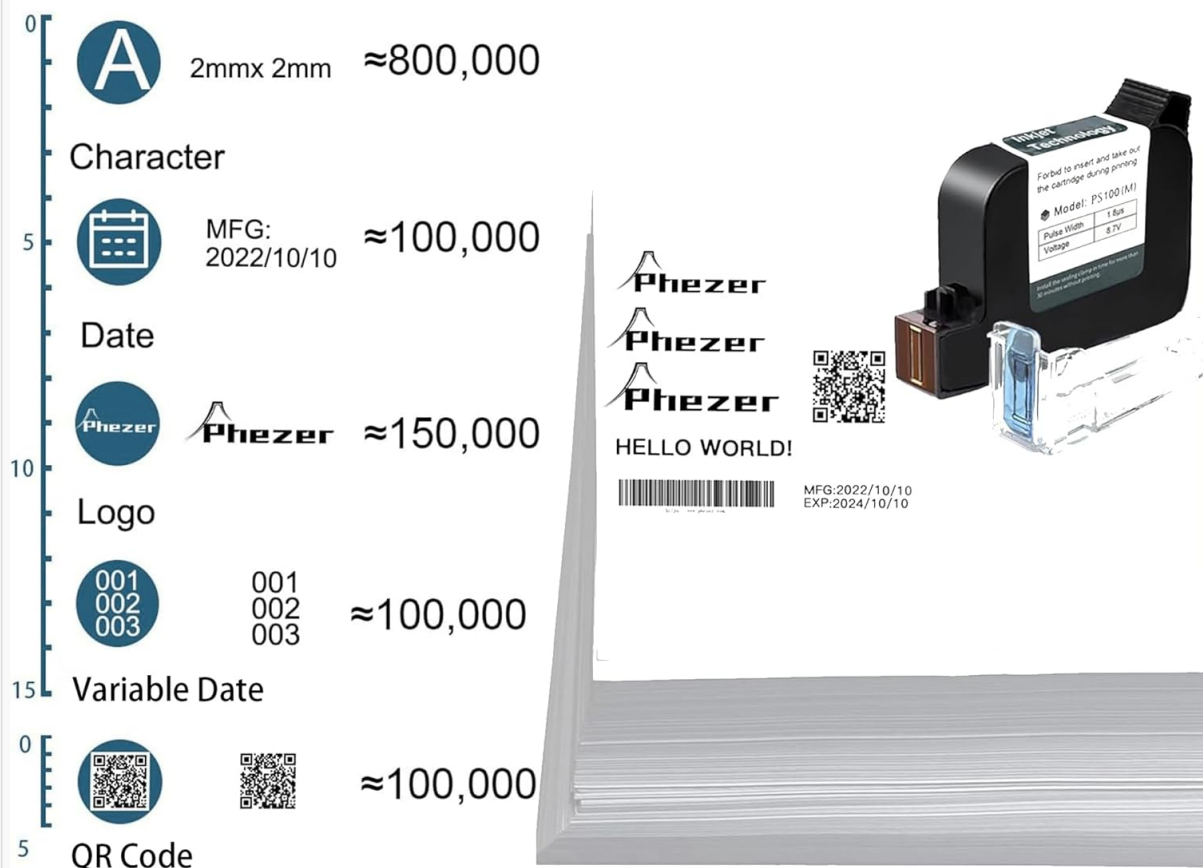


Image: An illustration detailing the estimated print yield for different types of content, such as 800,000 2mmx2mm characters or 100,000 QR codes.

For more information, you may visit: <http://qr61.cn/o8lrCM/qRCnntZ>

MAINTENANCE

Proper maintenance is crucial for extending the life of your ink cartridge and ensuring consistent print quality. Always handle the cartridge with care.

- **Nozzle Protection:** If printing is suspended for more than 20 minutes, cover the nozzle with its protective buckle immediately. This prevents the ink from air-drying and blocking the nozzle.
- **Regular Cleaning:** For clear printing, clean the nozzle with alcohol every time before use.
- **Post-Use Cover:** Always replace the protective cover on the cartridge after every use to prevent air exposure and drying.

Cartridge Maintenance Tips

WARM TIPS

- 1: If the ink cartridge is not printing clear, spray a small amount of alcohol onto a soft cloth.
- 2: Block the cartridge nozzle with the cloth and gently shake it about 5 times.
- 3: Wipe away any excess ink to ensure the nozzle is clean and dry.



1. Shape the cartridge up and down before use.(with cover on)
2. Put the cover on after every use to prevent the inkcartridge from being Air-Dried.
3. Clean the nozzle with alcohol for clear printing every time before use.

Image: A visual guide detailing maintenance tips, such as spraying alcohol on a cloth, wiping the nozzle, and shaking the cartridge gently.

TROUBLESHOOTING

If you encounter issues with print quality, such as unclear printing or nozzle blockage, follow these steps:

1. **Unclear Printing:** If the ink cartridge is not printing clearly, spray a small amount of alcohol onto a soft, lint-free cloth.
2. **Clean Nozzle:** Gently wipe the nozzle with the alcohol-dampened cloth. You may also gently shake the cartridge about 5 times.
3. **Remove Excess Ink:** Wipe away any excess ink to ensure the nozzle is clean and dry before resuming printing.

These steps help to resolve minor blockages and restore optimal print clarity.

SPECIFICATIONS

Feature	Detail
---------	--------

Brand	Phezer
Model Number	0.5 inch cartridge (PS100)
Ink Capacity	42ml
Ink Color	Black (Other colors may be available separately)
Ink Type	Quick Dry Solvent Ink
Drying Time	3-5 seconds (depending on material)
Special Features	High Viscosity, High Yield, Long-Lasting, Quick Dry, Smudge Resistant
Product Dimensions	4 x 1 x 3 inches
Item Weight	5.5 pounds <i>(Note: This weight likely includes packaging or is a general product weight from the printer listing.)</i>

Original Imported Ink Cartridge

Forbid to insert and take out the cartridge during printing.
Model: PS100
 Pulse Width 1.8μs
 Voltage 8.7V
 Install the sealing clamp in time for 30 minutes without printing.

Forbid to insert and take out the cartridge during printing.
Model: PS100 (M)
 Pulse Width 1.8μs
 Voltage 8.7V

Forbid to insert and take out the cartridge during printing.
Model: PS100 (M)
 Pulse Width 1.8μs
 Voltage 8.7V
 Install the sealing clamp in time for more than 30 minutes without printing.

Ink dry in second

Choose multiple colors

Clear printing

Waterproof


Do not fade

High character accuracy

Image: A close-up of the ink cartridge, emphasizing its imported quality and key attributes such as quick-drying and

Product Install

High Quality Imported Ink Cartridges



Various Colors with Chip You Can Choose

Image: The Phezer ink cartridge displayed alongside swatches of available ink colors, including Black, Blue, White, Red, Green, Yellow, and Invisible.

WARRANTY INFORMATION

This Phezer ink cartridge comes with a **Limited Warranty**. For specific terms and conditions regarding your warranty, please refer to the documentation provided with your original printer purchase or contact Phezer customer support.

CUSTOMER SUPPORT

For any questions, technical assistance, or support regarding your Phezer ink cartridge, please contact Phezer customer service through the platform where you purchased the product.

If purchased on Amazon, you can typically contact the seller by:

1. Navigating to the product page.
2. Clicking on the "Sold by [Seller Name]" link (e.g., "Phezer Coding and Marking Solution").
3. Selecting the "Ask a question" option to send a message.



Image: A visual guide demonstrating how to locate and use the "Ask a question" feature on Amazon to contact Phezer customer support.