

Qaba 312-135V80WT

Qaba Kids Desk and Chair Set (Model 312-135V80WT) Instruction Manual

This manual provides essential information for the safe assembly, operation, and maintenance of your Qaba Kids Desk and Chair Set. Please read thoroughly before use.

1. PRODUCT OVERVIEW

The Qaba Kids Desk and Chair Set is designed to provide a dedicated and comfortable workspace for children aged 3-8 years. It features a spacious tabletop, integrated storage solutions, and an ergonomically designed chair, making it suitable for various activities such as writing, reading, drawing, and crafts.



Image 1.1: Front view of the Qaba Kids Desk and Chair Set.

2. SAFETY INFORMATION

- Always assemble the furniture according to the provided instructions.
- Keep the desk and chair away from heat sources.
- Do not overload the desk or chair beyond their specified weight limits.
- Keep small objects away from the desk to prevent them from falling into the compartments and posing a choking hazard.
- Be cautious of edges during assembly and disassembly.

3. PACKAGE CONTENTS

Before beginning assembly, verify that all components and hardware are present and undamaged. Refer to the packing list included with your product for a complete inventory. Typically, the package includes:

- Desk panels
- Chair panels

- Assembly hardware (screws, dowels, etc.)
- Assembly instruction manual

4. ASSEMBLY INSTRUCTIONS

Assembly is required for this product. Follow the step-by-step instructions provided in the included assembly guide. It is recommended to lay out all parts before starting and to pay close attention to the orientation of each piece. The assembly process involves connecting various engineered wood panels using the provided hardware. Ensure all connections are secure for stability.

Note: The assembly instructions are primarily visual. Careful attention to the diagrams will ensure correct assembly.



Image 4.1: Dimensions diagram for assembly reference.

Proper assembly ensures the desk's thoughtful details, such as smooth surfaces, rounded edges, side baffles, and firm crossbars, function as intended for safety and durability.

MORE DETAILS



Smooth Surface



Round Edge



Side Baffles



Firm Crossbars

Image 4.2: Close-up of key design details.

5. USAGE GUIDELINES

5.1 Versatile Workspace

The spacious tabletop is suitable for a variety of activities including writing, reading, drawing, and creative crafts, providing a dedicated area for your child's development.



Image 5.1: Multi-functional use of the desk.

5.2 Clever Storage Solutions

The desk includes two open compartments beneath the table, keeping books and supplies within easy reach. Additionally, three stand-up organizers are integrated into the design for stationery, small toys, and other treasures, helping to maintain an organized workspace.

SUITABLE SIZE FOR KIDS

Provides your child with a comfortable sitting experience



✓ High Backrest

✓ Slightly Tilted

Image 5.2: Integrated storage compartments and organizers.

5.3 Comfy & Kid-Friendly Chair

The ergonomically shaped chair features a high backrest and a slight tilt (just over 90°) to provide comfortable support during extended periods of use. Ensure the child sits correctly with their back against the chair's backrest for optimal comfort and posture.



Image 5.3: Child using the desk and chair, demonstrating ergonomic design.

5.4 Age and Load Capacities

This set is recommended for children aged 3-8 years. The desk tabletop has a maximum load capacity of 55 lbs, and the chair has a maximum load capacity of 44 lbs. Adhere to these limits to ensure product longevity and safety.

A HOME-LEARNING SPACE FOR KIDS

Recommended Age: **3-8 Years**

Tabletop Load: **55 lbs.**

Chair Load: **44 lbs.**

Image 5.4: Recommended age and load capacities.

6. MAINTENANCE

To clean the desk and chair, wipe surfaces with a soft, damp cloth. Avoid abrasive cleaners or harsh chemicals, as these may damage the engineered wood finish. Regularly check all screws and connections to ensure they remain tight and secure. Retighten as necessary to maintain stability and safety.

7. TROUBLESHOOTING

- **Missing Parts:** If any parts are missing upon delivery, contact the seller or manufacturer immediately for assistance. Do not attempt to assemble the product with incomplete parts.
- **Wobbling:** Ensure all screws and fasteners are fully tightened. Verify that the desk and chair are placed on a flat, even surface. The design includes firm crossbars to enhance stability when correctly assembled.



8. SPECIFICATIONS





Feature	Detail
Material	Engineered Wood
Desk Dimensions (W x D x H)	23.6" x 18.9" x 26.8"
Chair Dimensions (W x D x H)	11.8" x 13.2" x 20.9"
Desk Load Capacity	55 lbs
Chair Load Capacity	44 lbs
Recommended Age	3-8 years old
Model Number	312-135V80WT
UPC	673986376744
Safety Standard	ASTM, CPSIA
Color	White
Item Weight (Package)	25 pounds

9. WARRANTY AND SUPPORT

For warranty information or product support, please refer to the documentation included with your purchase or contact Qaba customer service directly. Keep your purchase receipt for warranty claims.

Related Documents - 312-135V80WT

	<p>Qaba 4-Piece Kids Table and Chair Set with Storage Bench - Model 312-001</p> <p>Assembly instructions, safety warnings, and maintenance guide for the Qaba 4-Piece Kids Table and Chair Set with Storage Bench (Model 312-001). This set is designed for children aged 3 years and older, with a maximum weight capacity of 25 Kg for chairs and table. The document includes bilingual (English/French) safety information and contact details for Aosom.</p>
	<p>Qaba Kids Study Desk and Chair Set Assembly Instructions</p> <p>Detailed assembly instructions for the Qaba Kids Study Desk and Chair Set (Model: 312-131V80). Includes hardware list, parts list, and step-by-step assembly guidance for children's furniture.</p>

 <p>The cover of the assembly instructions for the Qaba 312-134V80 Kids Table and Chair Set. It features a line drawing of the table and chair set. The Qaba logo is at the top left, and the model number 312-134V80 is at the top right. Below the drawing are warning and attention icons with text in English and French.</p>	<p>Qaba 312-134V80 Kids Table and Chair Set Assembly Instructions</p> <p>Official assembly instructions for the Qaba 312-134V80 Kids Table and Chair Set. Includes parts list, hardware details, step-by-step assembly guide, and care instructions. Suitable for ages 3+.</p>
 <p>The cover of the assembly instructions for the Qaba Kids Desk and Chair Set with Drawer (Model: 312-136V80). It features a line drawing of the desk and chair. The Qaba logo is at the top left, and the model number 312-136V80 is at the top right. Below the drawing are warning and attention icons with text in English and French.</p>	<p>Qaba Kids Desk and Chair Set with Drawer - Assembly Instructions</p> <p>Official assembly instructions for the Qaba Kids Desk and Chair Set (Model: 312-136V80). Includes parts list, hardware details, step-by-step assembly guide, and safety warnings. Features a drawer for storage.</p>
 <p>The cover of the assembly instructions for the Qaba 312-107V80 Kids Desk and Chair Set. It features a line drawing of the desk and chair. The Qaba logo is at the top left, and the model number 312-107V80 is at the top right. Below the drawing are warning and attention icons with text in English and French.</p>	<p>Qaba 312-107V80 Kids Desk and Chair Set Assembly Guide</p> <p>Official assembly instructions and safety guidelines for the Qaba 312-107V80 Kids Desk and Chair Set. Includes parts list, step-by-step assembly, and maintenance tips.</p>
 <p>The cover of the assembly and care instructions for the Qaba Kids Picnic Table and Chair Set with Umbrella. It features a line drawing of the picnic table, chairs, and umbrella. The Qaba logo is at the top left, and the model number 312-107V80 is at the top right. Below the drawing are warning and attention icons with text in English and French.</p>	<p>Qaba Kids Picnic Table and Chair Set with Umbrella - Assembly and Care Instructions</p> <p>Comprehensive assembly guide, safety warnings, and maintenance tips for the Qaba Kids Picnic Table and Chair Set. Includes weight limits, part identification, step-by-step instructions, and contact information for Aosom LLC and Aosom Canada Inc.</p>