

wedoking UV Light Sleeping Buds

wedoking Comfortable Sleep Earbuds

USER MANUAL

Model: UV Light Sleeping Buds

INTRODUCTION

Thank you for choosing the wedoking Comfortable Sleep Earbuds. These innovative, small, and invisible Bluetooth headphones are specifically designed for side sleepers, offering a pressure-free fit for a restful night's sleep. Featuring app control for personalized settings, effective passive noise blocking, and a unique UV light charging case for hygiene, these earbuds provide an enhanced all-night listening experience. This manual will guide you through the setup, operation, maintenance, and troubleshooting of your new sleep earbuds.



Image: The wedoking Sleep Earbuds nestled in their compact charging case.

GETTING STARTED

What's in the Box

- 1 pair Wireless Earbuds
- 1 x Charging Case
- 1 x Charging Cable
- M size Foam Ear Caps
- 3 x L/M/S Silicone Earcaps
- User Manual (this document)

Charging Your Earbuds

Before first use, fully charge the earbuds and the charging case. Place the earbuds into the charging case. The indicator light on the case will show charging status. A full charge provides up to 10 hours of playtime, with the charging case extending total battery life by an additional 24 hours.

UV Light Charging Case

Keeping Earbuds Fresh and Powered



Image: The earbuds charging inside the case, with a visible UV light for cleaning.

The charging case features a built-in UV light that activates during the charging cycle. This UV light helps to clean the eargels, ensuring your earbuds remain fresh and hygienic. A 5-minute UV cleaning cycle is sufficient to sanitize the eargels.

Initial Setup and Bluetooth Pairing

1. **Charge Earbuds:** Ensure your earbuds are fully charged.
2. **Activate Pairing Mode:** Open the charging case. The earbuds will automatically enter Bluetooth pairing mode.
3. **Connect via Device:** On your smartphone, tablet, or laptop, go to Bluetooth settings and select "SLEEP 3" from the list of available devices.
4. **Download App:** For full functionality and customization, download the official wedoking app from your device's app store.

Personalize Your Sleep

Download the WEDOKING app
to customize your preferences



Image: A smartphone displaying the wedoking app interface, allowing users to personalize their sleep experience.

OPERATION

Wearing the Earbuds

The wedoking sleep earbuds are designed to be small and lightweight for maximum comfort, especially for side

sleepers. To ensure a secure and comfortable fit:

- **Choose the Right Ear Caps:** The package includes M size foam ear caps and L/M/S silicone ear caps. Experiment with different sizes to find the most comfortable and secure fit for your ears. The soft ear caps are designed to nestle securely in your ear's ridge, minimizing discomfort and preventing slipping.
- **Proper Insertion:** Gently insert the earbud into your ear canal, twisting slightly until it feels snug and stable. The goal is a fit that reduces external noise without causing pressure or discomfort, even when lying on your side.

LIGHT AND COMFY

Flexible silicone cups for comfort day and night



Image: Close-up of the flexible silicone ear caps, highlighting their design for comfort.

App Control Features

The wedoking app provides comprehensive control over your sleep experience. Key features include:

- **Scheduled Auto-Shutoff:** Set timers for the earbuds to automatically turn off, conserving battery and ensuring undisturbed sleep.
- **White Noise & Soothing Sounds:** Access a library of 44 built-in soothing sounds and white noise options to mask disruptive sounds and aid relaxation. You can also upload local music.
- **Alarms:** Set alarms that play directly through your earbuds, allowing you to wake up without disturbing a partner.

- **Equalizer:** Customize sound profiles to your preference.
- **Find Device:** Locate misplaced earbuds within Bluetooth range.

44 Built-in Soothing Sounds & Local Music Upload

Designed to soothe your mind and create a personalized sleep soundtrack



Image: The wedoking app displaying options for various soothing sounds and the ability to upload local music for a personalized sleep soundtrack.

Noise Blocking and Sound

These earbuds utilize passive noise cancellation to reduce ambient sounds. The effectiveness of noise blocking varies depending on the type of ear caps used:

Ear Cap Type	Noise Reduction Rating (NRR)
Single-layer Silicone	Approximately 20dB
Double Silicone	Approximately 32dB
Foam Ear Caps	Approximately 35dB

For optimal noise blocking, especially against sounds like snoring or noisy neighbors, the foam ear caps are recommended.

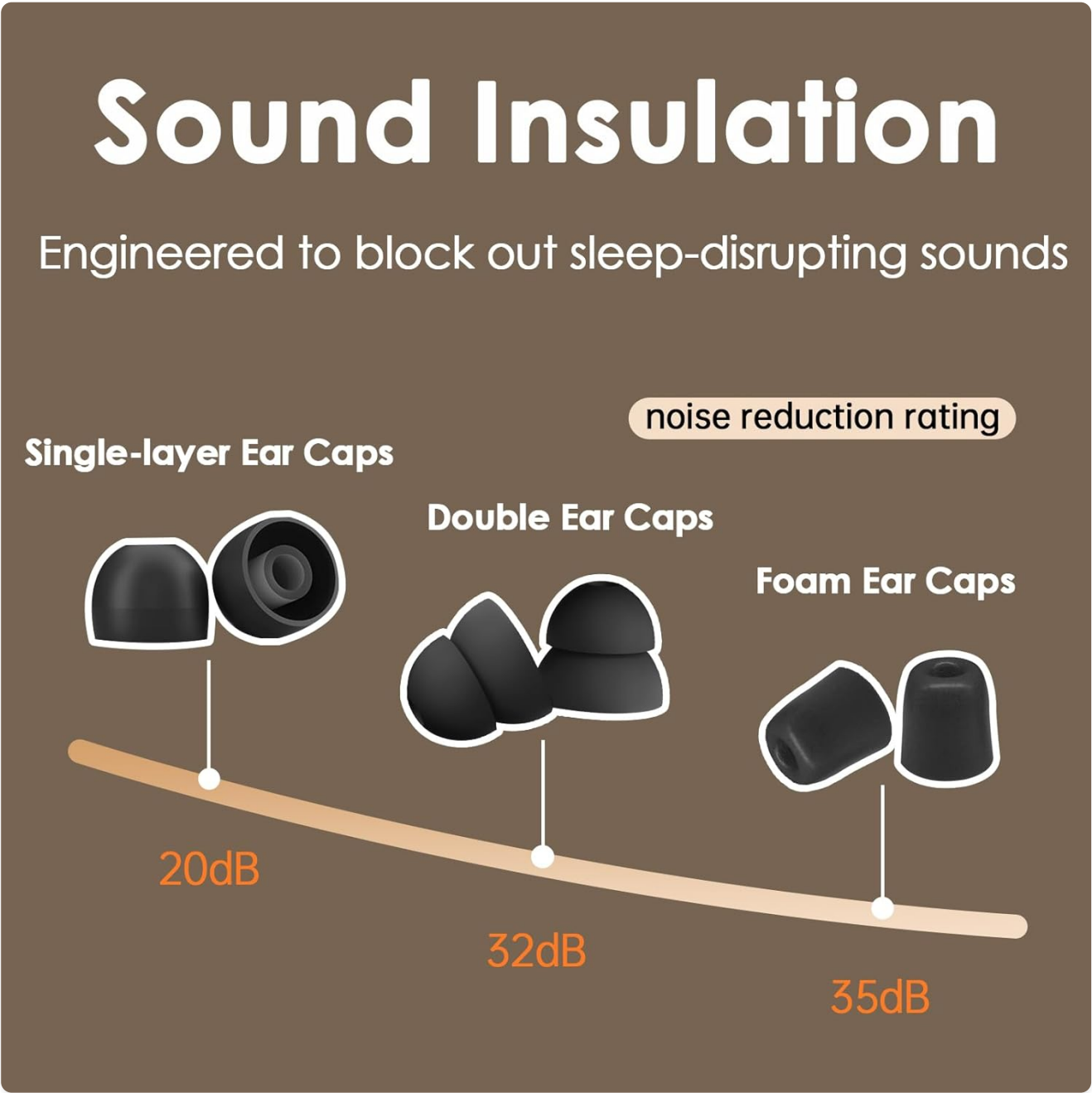


Image: Visual representation of noise reduction levels provided by different ear cap types.

Battery Life

The earbuds offer up to 10 hours of battery life on a single charge (at 50% volume). With the charging case, the total playtime extends to 24 hours, allowing for multiple recharges on the go.

POWER YOUR NIGHT

24

8 Hours

Play w/ 80%-100% Volume

3 Times

Recycle Charging

24 Hours

With Charging Case

10 Hours

Playtime with 50% Volume



Image: An illustration detailing the battery life of the earbuds and the extended playtime provided by the charging case.

Unique Features for Undisturbed Sleep

These earbuds are specifically designed to minimize disturbances during sleep:

- **No Touch Controls:** To prevent accidental song cuts or volume changes while sleeping, the earbuds do not feature touch controls. All adjustments are made via the wedoking app.
- **No Low Battery Alert:** You will not hear irritating low battery notifications, ensuring your peace is not disrupted.

NO BATTERY ALARM

NO TOUCH CONTROLS



Image: A visual emphasizing the absence of battery alarms and touch controls for uninterrupted sleep.

MAINTENANCE

Cleaning

Regular cleaning helps maintain hygiene and performance. The charging case's built-in UV light provides automatic cleaning for the earbuds during charging. For external cleaning of the earbuds and case, use a soft, dry cloth. Avoid using harsh chemicals or abrasive materials.

Water Resistance

The earbuds are rated IPX6 water resistant, meaning they are protected against high-pressure water jets from any direction. This makes them suitable for use during sweaty workouts or in light rain. However, they are not designed for submersion in water.

TROUBLESHOOTING

If you encounter issues with your wedoking Sleep Earbuds, please refer to the following common solutions:

Problem	Possible Solution
Earbuds not pairing	Ensure earbuds are charged. Place them back in the case, close, then open to re-enter pairing mode. Check your device's Bluetooth settings and forget/remove previous connections before attempting to reconnect.
No sound or low volume	Check the volume level on your connected device and within the wedoking app. Ensure earbuds are properly seated in your ears. Recharge earbuds if battery is low.
Charging issues	Ensure the charging cable is securely connected to both the case and a power source. Clean the charging contacts on both the earbuds and the case with a dry cotton swab.
App not connecting to earbuds	Ensure Bluetooth is enabled on your device and the earbuds are connected. Close and reopen the app. Restart your device if necessary.
Earbuds uncomfortable or falling out	Try different sizes of silicone or foam ear caps provided to find the best fit for your ear canal. Ensure proper insertion as described in the 'Wearing the Earbuds' section.

For further assistance, please refer to the support section of the wedoking app or contact customer support.

PRODUCT SPECIFICATIONS

Specification	Detail
Model Name	SLEEP 3
Item Model Number	UV Light Sleeping Buds
Brand	wedoking
Connectivity Technology	Wireless
Wireless Communication Technology	Bluetooth
Bluetooth Version	5.3
Bluetooth Range	10 Meters
Ear Placement	In Ear
Form Factor	In Ear

Specification	Detail
Noise Control	Passive Noise Cancellation
Control Method	App
Battery Life	10 Hours (earbuds), 24 Hours (with charging case)
Charging Time	4 Hours (full charge)
Water Resistance Level	IPX6
Material	Plastic, Silicone
Item Weight	2.08 ounces
Color	Black
UPC	768561464852



WARRANTY AND SUPPORT

wedoking products are manufactured to high quality standards. For information regarding warranty coverage and terms, please refer to the warranty card included with your product or visit the official wedoking website. If you require technical support or have questions not covered in this manual, please contact wedoking customer service through the contact information provided in the app or on the official website.

You may also consider purchasing extended protection plans for your device, available through authorized retailers.

© 2025 wedoking. All rights reserved.

Related Documents

	<p>Wedoking Sleep True Wireless Bluetooth Headset Quick Start Guide</p> <p>A quick start guide for the Wedoking Sleep True Wireless Bluetooth Headset, covering setup, charging, pairing, and troubleshooting.</p>
	<p>Wedoking SLEEP True Wireless Bluetooth Headset Quick Start Guide</p> <p>Quick start guide for the Wedoking SLEEP true wireless Bluetooth headset, covering setup, charging, pairing, usage, and troubleshooting. Includes component identification, fitting instructions, and FCC compliance information.</p>