

## usogood D45

# usogood D45 4MP Indoor Pet Camera User Manual

Model: D45

## 1. INTRODUCTION

---

This manual provides detailed instructions for the installation, operation, and maintenance of your usogood D45 4MP Indoor Pet Camera. Please read this manual thoroughly before using the product to ensure correct usage and optimal performance. Keep this manual for future reference.

## 2. PRODUCT OVERVIEW

---

### 2.1 Package Contents

- 1 x usogood D45 Indoor Security Camera
- 1 x Power Cord & 1 x Adapter
- 1 x User Manual (English/Spanish)
- 1 x Wall Bracket
- 2 x Base Screws & 2 x Base Bolts

### 2.2 Camera Features

- **4MP Resolution:** Provides clear video quality.
- **Dual-Band WiFi:** Supports both 2.4GHz and 5GHz Wi-Fi networks for stable connectivity.
- **360° Pan & 115° Tilt:** Offers comprehensive coverage of your space.
- **AI Motion Detection & Tracking:** Identifies human movement and tracks subjects automatically.
- **Starlight Night Vision:** Delivers clear images in low-light conditions up to 12 meters.
- **Two-Way Talk:** Allows for real-time communication through the camera.
- **Detection Alarm:** Sounds an alarm upon motion detection to deter intruders.
- **Local & Cloud Storage:** Supports Micro SD card (up to 128GB, not included) and optional cloud storage.



Image: The usogood D45 Indoor Pet Camera, a compact black dome-shaped device.



Image: Visual representation of the camera's applications including elderly care, child care, pet monitoring, and as an ideal gift.

### 3. SETUP GUIDE

#### 3.1 Initial Setup

1. **Download the App:** Search for "Canny Cam" in your smartphone's app store (iOS or Android) and download the application.
2. **Create an Account:** Open the Canny Cam app and follow the on-screen instructions to register a new account.
3. **Power On the Camera:** Connect the camera to a power source using the provided power cord and adapter. The camera will initiate its self-test and indicator light will flash.
4. **Add Device:** In the Canny Cam app, select "Add Device" or the "+" icon. Choose "PTZ Camera" from the device list.
5. **Connect to Wi-Fi:** Follow the app's instructions to connect the camera to your Wi-Fi network. Ensure your phone is connected to the same Wi-Fi network (2.4GHz or 5GHz). The camera supports both bands for a more stable connection.
6. **Scan QR Code:** The app will display a QR code. Position your camera to scan this QR code from your phone screen. A confirmation sound will indicate successful scanning.
7. **Complete Setup:** Once connected, the camera will appear in your app's device list. You can then customize settings such as device name and location.



Image: The usogood D45 camera illustrating its dual-band 5G and 2.4G Wi-Fi connectivity for stable signal transmission throughout a home.

### 3.2 Mounting Options

The usogood D45 camera can be placed on a tabletop, shelf, or mounted to a wall or ceiling using the included wall bracket, screws, and bolts. Ensure the mounting surface is stable and secure.

## 4. OPERATING INSTRUCTIONS

### 4.1 Live View and Pan/Tilt Control

- Open the Canny Cam app and select your camera from the device list to access the live video feed.
- Use the on-screen joystick or swipe gestures to remotely control the camera's pan (horizontal) and tilt (vertical) movements for a 360° view.




Image: The usogood D45 camera demonstrating its 360-degree pan and tilt functionality to cover an entire room.

### 4.2 Two-Way Talk

- While in live view, tap the microphone icon to activate two-way audio. You can speak through your phone, and your voice will be projected through the camera's speaker.
- Tap the speaker icon to listen to audio from the camera's surroundings.

### 4.3 Motion Detection and Tracking

- Access the camera settings in the app to enable and configure motion detection. You can set detection zones and sensitivity levels.
- Enable AI Human Detection to differentiate between humans and other moving objects, reducing false alarms.
- Activate motion tracking, and the camera will automatically follow detected movement within its field of view.
- When motion is detected, you will receive instant notifications on your smartphone.

# 360° Automatic Tracking

Watch riveting footage of your puppy snoozing



Image: The usogood D45 camera demonstrating its 360-degree automatic tracking capability by following a dog.

# Human Detection & Instant Notification



Image: A smartphone displaying an instant notification from the usogood D45 camera, indicating human detection as a family enters a home.

## 4.4 Night Vision

- The camera automatically switches to Starlight Night Vision mode in low-light conditions.
- This feature provides clear, detailed images up to 12 meters even in complete darkness.

# Crystal-Clear Color Night vision

Monitor your baby's movements

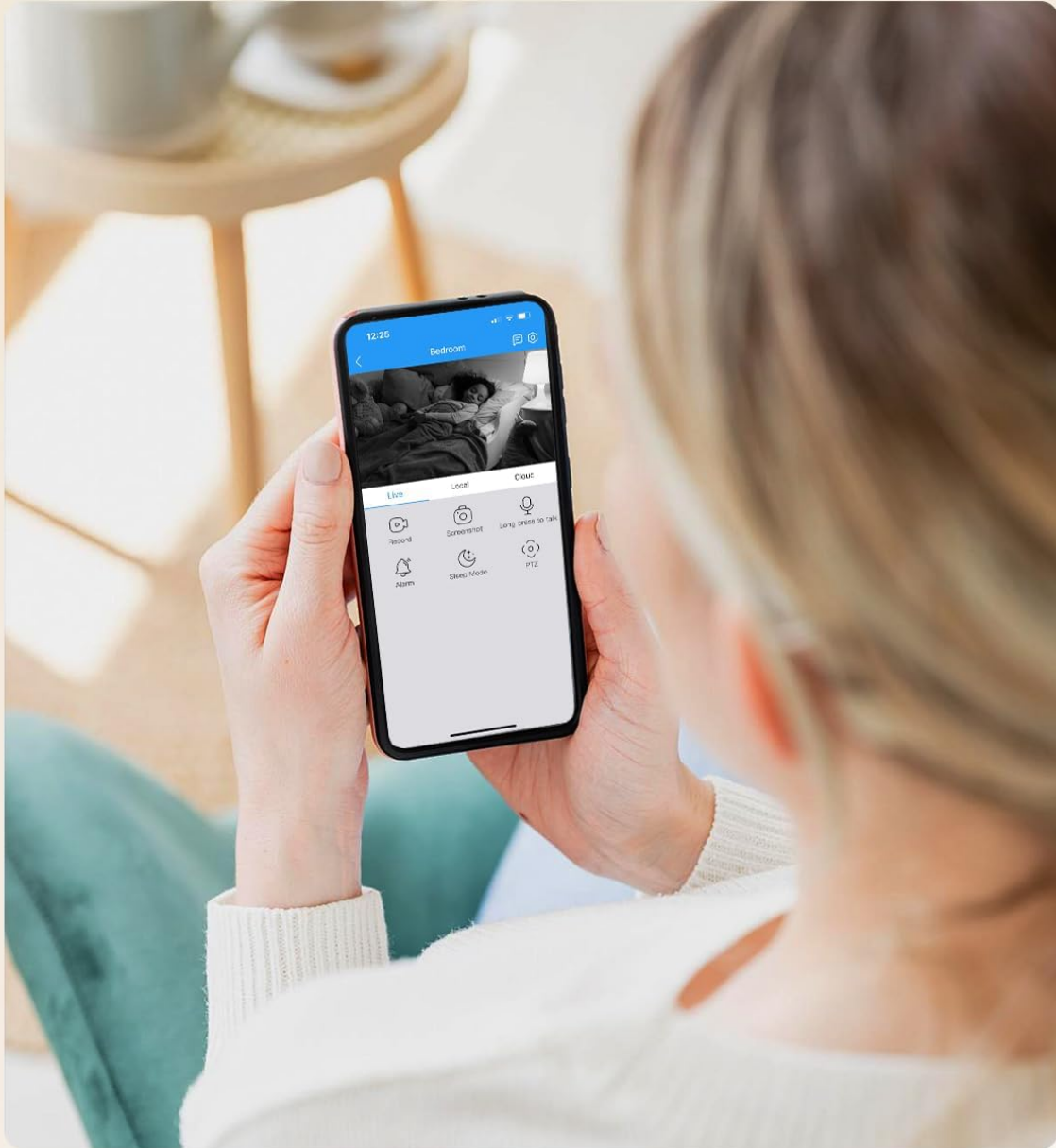


Image: A person viewing a baby on their smartphone, demonstrating the usogood D45 camera's crystal-clear color night vision capability.

## 4.5 Recording and Storage

- The camera supports 24/7 continuous recording.
- **Micro SD Card Storage:** Insert a Micro SD card (up to 128GB, not included) into the camera's slot. The app will prompt you to format the card.
- **Cloud Storage:** Optional cloud storage plans are available through the Canny Cam app for secure off-site recording.
- Review recorded footage directly from the app.

## No monthly fees Supports local storage(not included)

The camera supports both local Memory card storage and cloud storage, which is optional. You can choose the storage method that suits you




Image: A close-up of the usogood D45 camera highlighting its Micro SD card slot for local storage, indicating no monthly fees.

# 24/7 Continuous Recording

Always on standby, don't miss any wonderful moment



Image: A graphic illustrating the usogood D45 camera's 24/7 continuous recording capability, capturing various moments throughout the day.

## 4.6 Multi-Device Viewing and Sharing

- The Canny Cam app allows you to view multiple cameras simultaneously.
- Share camera access with family members or trusted individuals via QR code within the app.

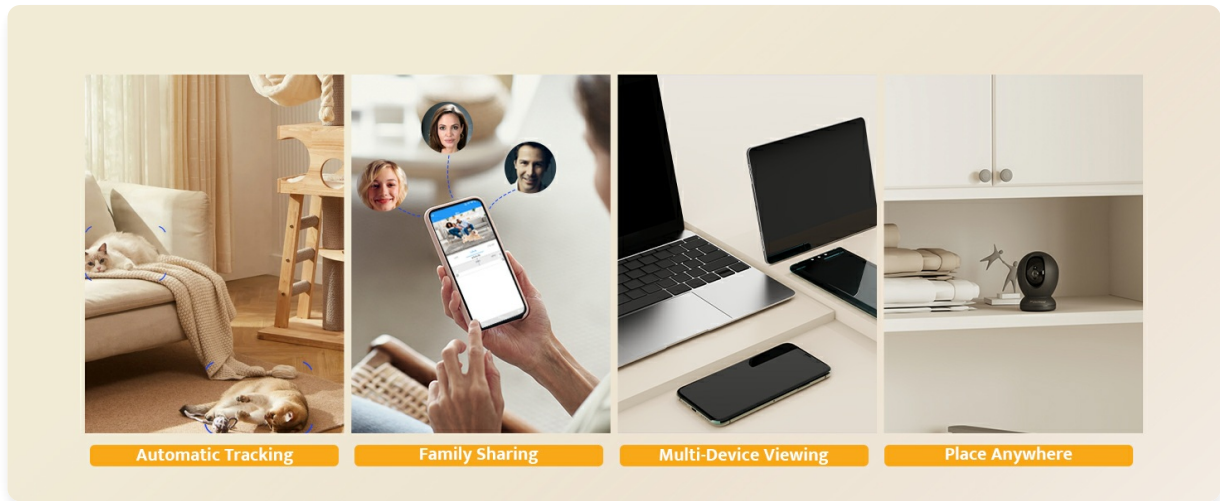


Image: A collage showcasing the usogood D45 camera's features: automatic tracking, family sharing, multi-device viewing, and versatile placement options.

## 5. MAINTENANCE

- **Cleaning:** Use a soft, dry cloth to clean the camera lens and body. Avoid using harsh chemicals or abrasive materials.
- **Software Updates:** Regularly check the Canny Cam app for firmware updates to ensure optimal performance and security.
- **Power Cycle:** If the camera experiences issues, try unplugging it from the power source for 10 seconds and then plugging it back in.

## 6. TROUBLESHOOTING

### 6.1 Common Issues and Solutions

Issue	Solution
Camera fails to connect to Wi-Fi.	Ensure your Wi-Fi password is correct. Verify the camera is within range of your router. Try restarting your router and the camera. Ensure your phone is connected to the same 2.4GHz or 5GHz network during setup.
Poor video quality or lag.	Check your internet connection speed. Move the camera closer to the Wi-Fi router or reduce interference from other devices. Ensure the camera lens is clean.
Motion detection is not working or too sensitive.	Adjust motion detection sensitivity and detection zones in the app settings. Ensure AI Human Detection is enabled if you want to filter out non-human movements.
Micro SD card not recognized.	Ensure the SD card is inserted correctly. Format the SD card through the Canny Cam app. Use a compatible Micro SD card (Class 10 or higher, up to 128GB).
Two-way audio is unclear.	Ensure there is no obstruction near the camera's microphone or speaker. Check your phone's volume settings. Reduce background noise in the environment.

## 7. SPECIFICATIONS

Feature	Detail
Model Name	D45
Video Capture Resolution	4MP (2160P)
Connectivity Technology	Wi-Fi (2.4G & 5G)
Pan/Tilt Range	360° Pan, 115° Tilt
Night Vision Range	Up to 10 meters (Starlight Night Vision)
Storage Options	Micro SD Card (Max 128GB), Cloud Storage
Power Source	Corded Electric (5V, 9W)
Dimensions (L x W x H)	3.74 x 2.36 x 2.34 inches
Item Weight	12.3 ounces
Operating Temperature	Not specified (typically indoor use)
IP Rating	IP56
Compatible Devices	Smartphones (Android, iOS)

## 8. WARRANTY AND SUPPORT

---

For warranty information and technical support, please refer to the official usogood website or contact usogood customer service directly. Contact details can typically be found on the product packaging or within the Canny Cam application's 'About Us' section.

Please retain your proof of purchase for any warranty claims.

---