

Segway GT3

Segway SuperScooter GT3 User Manual

Model: GT3

Brand: Segway

INTRODUCTION

Welcome to the Segway SuperScooter GT3 user manual. This guide provides essential information for the safe and optimal operation, maintenance, and troubleshooting of your electric scooter. Please read this manual thoroughly before your first ride.



Image: The Segway SuperScooter GT3, showcasing its sleek design and robust build.

Safety Information

Important Safety Guidelines

Always wear a helmet and appropriate protective gear (knee pads, elbow pads) when riding.

Adhere to local laws and regulations regarding electric scooter usage.

Do not ride in heavy rain or through deep water. While the GT3 has an IPX6 water resistance rating, prolonged exposure to water can shorten product lifespan and increase safety risks.

Ensure the scooter is fully charged and all components are securely fastened before each ride.

Maintain a safe distance from other vehicles and pedestrians.

Avoid riding under the influence of alcohol or drugs.

The GT3 is UL-2272 certified by TUV Rheinland, ensuring it meets rigorous safety requirements.

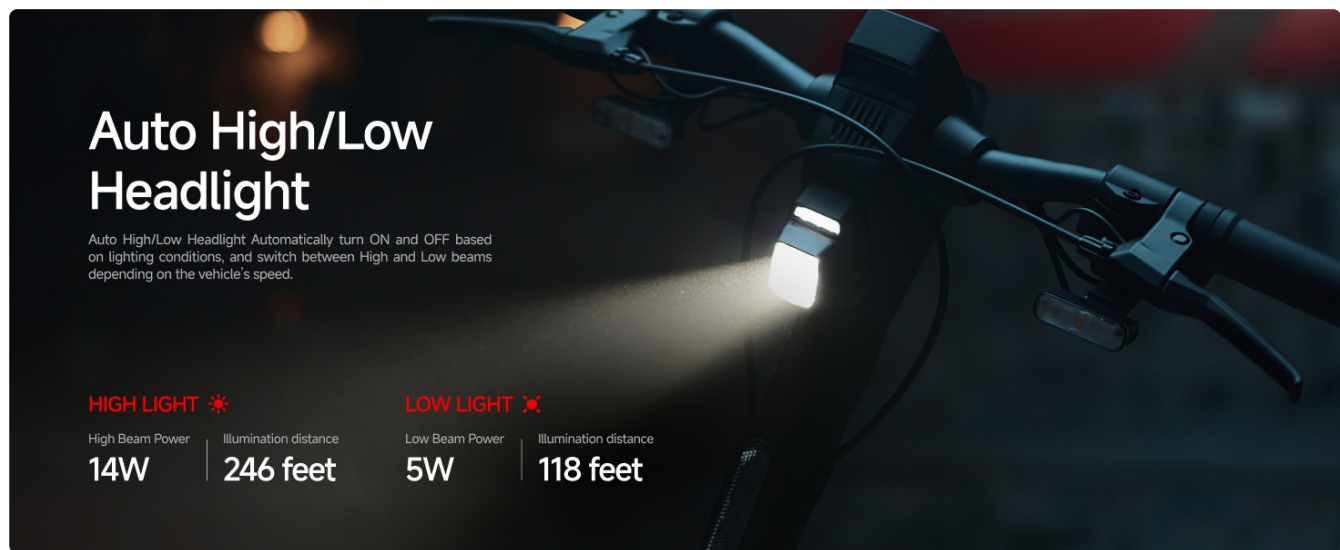


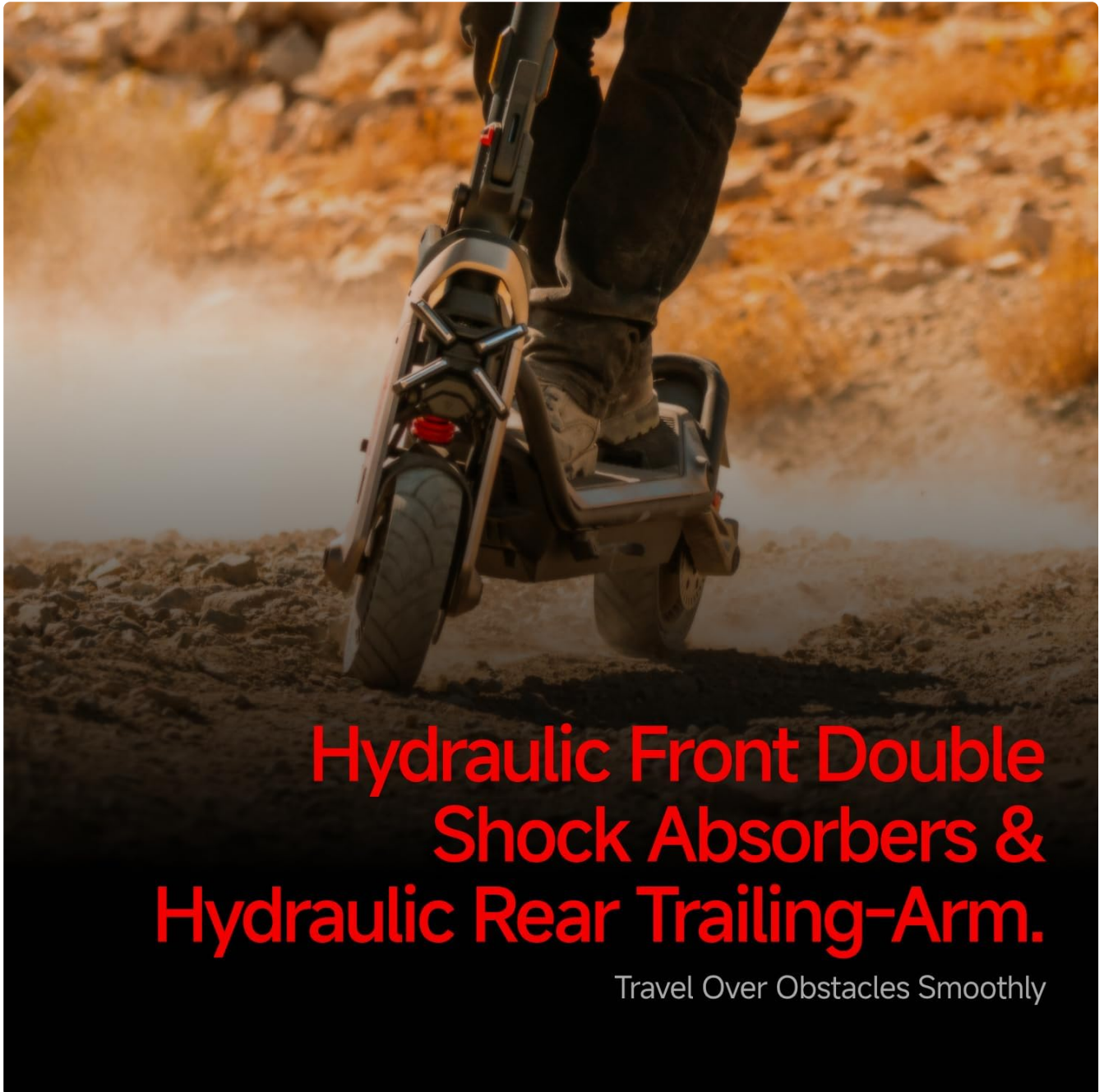
Image: Display of international safety certifications for the Segway GT3.

Product Overview

Key Features and Components

- **2400W Peak Motor:** Provides impressive performance and acceleration.
- **Dual Hydraulic Suspension:** Features front double shock absorbers and rear trailing-arm for a smooth ride over various terrains.
- **11-inch Self-Sealing Tires:** Ultra-wide design with a puncture-resistant jelly layer for superior stability and reduced risk of flats.
- **2.4-inch Smart TFT Color Display:** Shows real-time ride data, incoming call notifications, and navigation.
- **Front and Rear Disc Brakes:** Ensures powerful and consistent braking force for enhanced control.
- **SegRange Technology:** Optimizes battery efficiency for extended range.
- **Flash Charging:** Quick charging capabilities, providing 12.4 miles of range with a 1-hour charge.
- **Auto High/Low Headlight:** Automatically adjusts based on lighting conditions and vehicle speed.
- **Segway AirLock:** Bluetooth unlocking technology for convenient access.
- **BMS 2.0:** Advanced Battery Management System for enhanced safety and monitoring.

- **Apple Find My Integration:** Easily locate your scooter using the Apple Find My network.



Hydraulic Front Double Shock Absorbers & Hydraulic Rear Trailing-Arm.

Travel Over Obstacles Smoothly

Image: Visual representation of the Segway SuperScooter GT3's core performance features.



Image: A detailed side view of the Segway SuperScooter GT3, highlighting its overall structure.

SETUP

Unboxing

Carefully remove the scooter and all accessories from the packaging. Ensure all components listed in the included components section are present.



Image: The product packaging, indicating UL 2272 certification and Apple Find My compatibility.

Handlebar Installation

Attach the handlebar to the main stem. Ensure it clicks securely into place. Refer to the quick start guide for specific instructions if needed.

Initial Charge

Before first use, fully charge the scooter's battery. Connect the charger to the charging port and then to a power outlet. The charging time is approximately 5.5 hours for a full charge. A 1-hour charge provides approximately 12.4 miles of range.

SEGWAY AirLock

Bluetooth Unlocking Technology. Unlock your GT3 automatically as you approach, using Segway's AirLock technology through the Segway Mobility App.

Customize unlocking distance in the App.

Nearest Medium Furthest



Image: The Segway GT3 connected to its charger, illustrating the flash charging capability.

OPERATING INSTRUCTIONS

Power On/Off

Press and hold the power button on the display to turn the scooter on or off.

Display Overview

The 2.4-inch Smart TFT Color Display provides crucial information during your ride.

- **Incoming Call Notification:** Alerts you to incoming calls.
- **Real-Time Ride Data:** Displays current speed, battery levels, trip distance, and more.
- **Navigation:** View real-time updates and turn-by-turn directions.



Stability Enhancement System

Improve Control In Difficult Riding Situations, Especially At High Speeds, Aggressive Turns, And On Slick Roads.



Image: A detailed view of the scooter's smart display, showing various functions.

Riding Modes

The Segway GT3 offers multiple riding modes to suit different preferences and terrains:

- **Eco Mode:** Maximizes range (up to 45 miles) at a comfortable speed (e.g., 15.5 mph).
- **Sport Mode:** Balances speed and range (e.g., 31 mph).
- **Ultra Boost Mode:** Provides quick acceleration (0-30 MPH in 9.5 seconds) for thrilling, high-speed rides.



Image: SegRange technology illustrating the different range capabilities based on riding modes.

Braking

The scooter is equipped with front and rear disc brakes for effective stopping power. Apply both brakes gently and evenly for smooth deceleration.

2.4 inch

Smart TFT Color Display

Incoming Call
Notification



Real-Time Ride Data



Navigation



Image: A close-up view of the robust front and rear disc brakes.

Suspension

The dual hydraulic suspension system (front double shock absorbers and rear trailing-arm) ensures a comfortable ride by absorbing shocks from uneven surfaces.

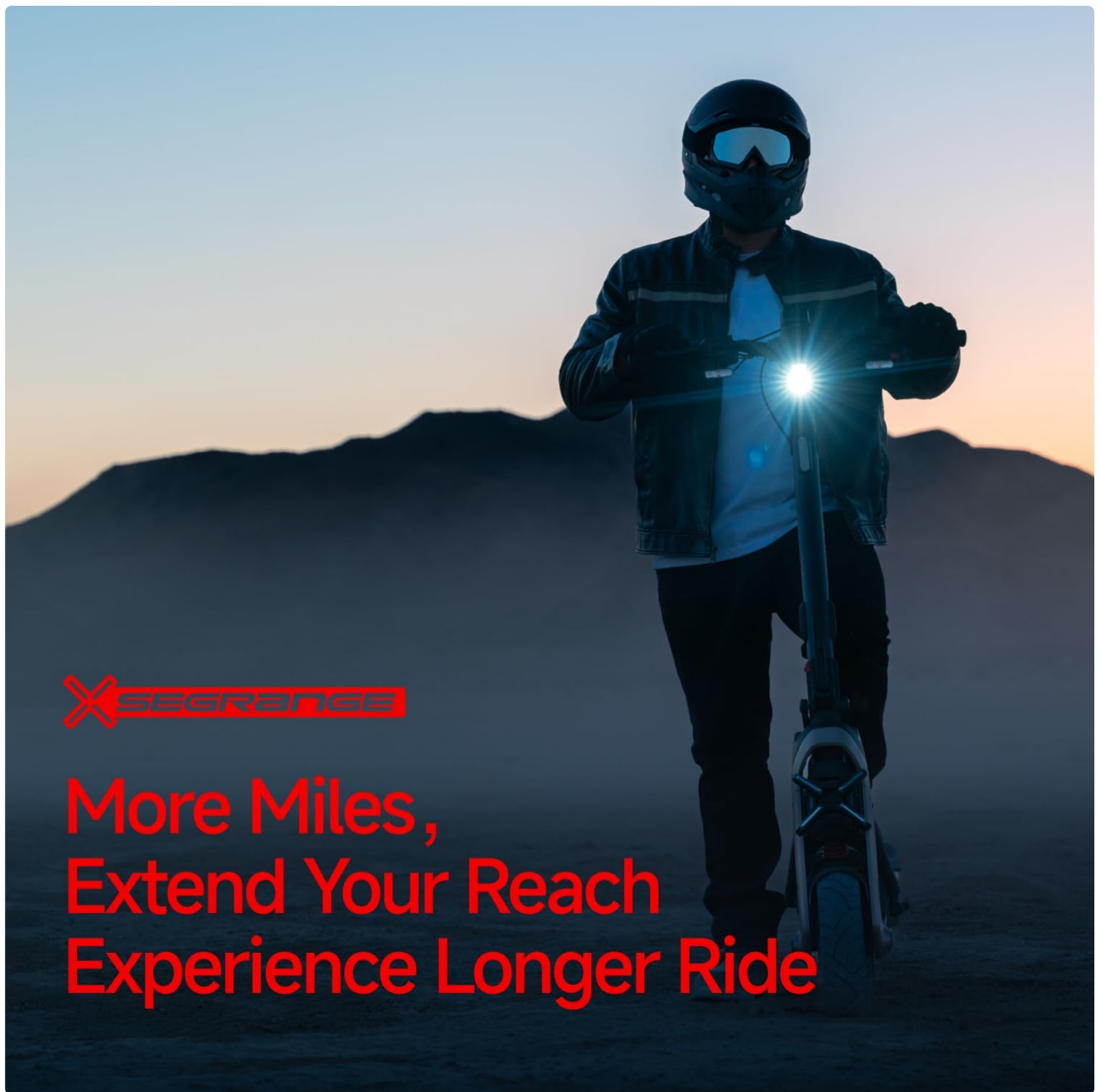


Image: Detail of the hydraulic suspension system, designed for smooth travel over obstacles.

Lighting

The Auto High/Low Headlight automatically adjusts its beam based on ambient light and speed, ensuring visibility. Front and rear turning indicators and emergency warning lights enhance safety.

Front and Rear Disc Brakes

Allows For Quicker Stops And Enhanced Control



Image: The rear of the scooter with its bright taillight, ensuring visibility from behind.



Flash Charge

The GT3 comes with a 1.3A turbo high-speed charger that cuts charging time to just 5.5 hours for a full battery. A 1-hour charge gives you 12.4 miles of riding at a comfortable 15.5 mph, ensuring you're always ready for your next adventure.

Image: Illustration of the automatic high/low beam headlight functionality and its illumination range.

BMS 2.0

Charge Time Tracking Smart Charge Scheduling
Battery Health Monitoring

Short Circuit Protection	Overcurrent Protection
Temperature Protection	Overcharging Protection
Under Voltage Protection	Over-Discharging Protection
Customizable Charging Limit	IPX7 Battery Pack



Image: Depiction of the scooter's turning indicators and emergency lights for enhanced safety.

MAINTENANCE

Battery Care

To prolong battery life, avoid fully discharging the battery. Charge it regularly, even if not in frequent use. Store the scooter in a cool, dry place.

The BMS 2.0 system provides charge time tracking, smart charge scheduling, and battery health monitoring, along with protections against short circuits, overcurrent, undervoltage, overcharging, and over-discharging.

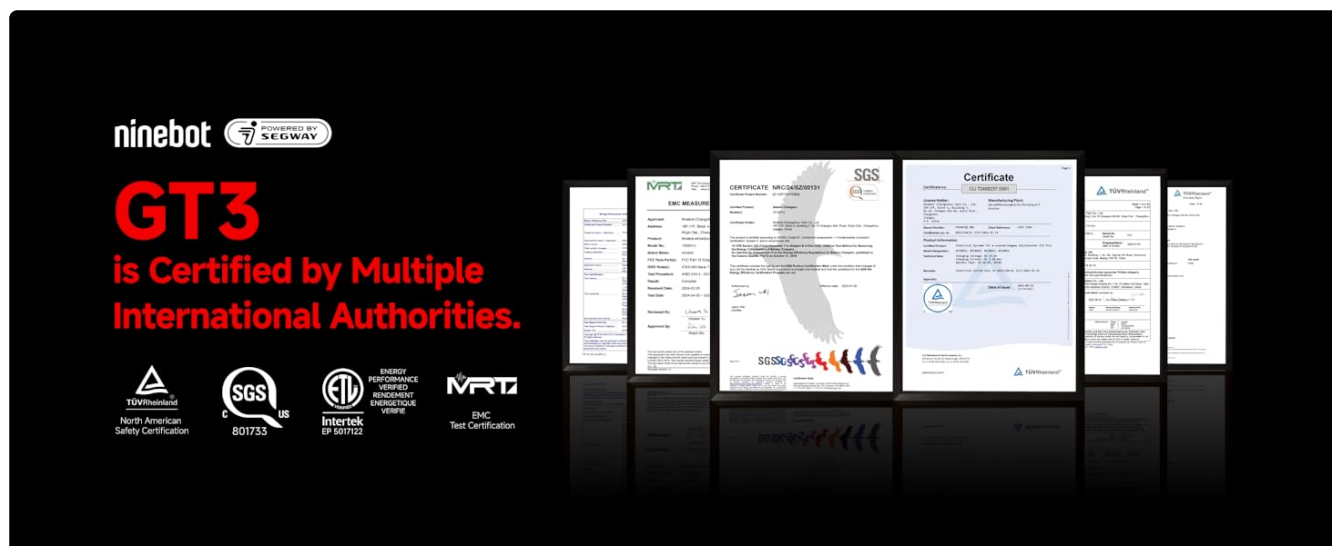


Image: Diagram illustrating the comprehensive features of the BMS 2.0 battery management system.

Tire Maintenance

The 11-inch self-sealing tubeless tires are designed to withstand punctures. Regularly inspect tires for wear and tear and maintain recommended pressure.



Image: Cross-section view of the self-sealing tire with its internal jelly layer.

Cleaning

Clean the scooter with a damp cloth. Do not use high-pressure water jets or immerse the scooter in water.



Image: The Segway GT3 demonstrating its IPX6 water resistance in a wet environment.

TROUBLESHOOTING

If you encounter any issues, refer to the following table for common troubleshooting steps.

Problem	Possible Cause	Solution
Scooter not turning on	Low battery; Power button not pressed correctly	Charge the battery; Press and hold the power button firmly
Reduced range/power	Low battery; Riding in Sport/Ultra Boost mode; Riding uphill frequently	Fully charge battery; Switch to Eco mode; Optimize riding style
Brakes not responsive	Brake cables loose; Worn brake pads	Check and tighten brake cables; Replace worn brake pads (professional service recommended)

Problem	Possible Cause	Solution
Unusual noises	Loose components; Debris in wheels	Inspect all parts for tightness; Clean wheels and suspension area

For more complex issues, please contact Segway customer support or an authorized service center.

TECHNICAL SPECIFICATIONS

Feature	Detail
Model Name	Segway SuperScooter GT3
Max. Speed	31 MPH
Max. Range	45.6 Miles
Peak Motor Power	2400W
Climbing Slope	30%
Charging Time	5.5 Hours
Wheel Size	11 Inches
Suspension Type	Hydraulic Front Double Shock Absorbers & Hydraulic Rear Trailing-Arm
Brake Style	Front and Rear Disc Brakes
Weight Limit	330 Pounds
Item Weight	87.1 Pounds
Product Dimensions (LxWxH)	54.1"L x 26.8"W x 54.2"H
Water Resistance Rating	IPX6
Certifications	UL 2272/2271 Certified
UPC	841450002660

WARRANTY AND SUPPORT

Warranty Information

The Segway SuperScooter GT3 comes with a limited manufacturer's warranty.

- **1-year manufacturer warranty:** Covers Battery Assembly, Dashboard screen assembly, Left and Right control switches, Direction Indicator, High and Low Beam integrated Light, Taillight, Throttle, Disc brake base, Folding mechanism, Power cord, Charger, Front and Rear Brake Lever.

- **2-year manufacturer warranty:** Covers Frame assembly, Front wheel, hub motor, Front fork assembly, Front and rear spring shock absorber, Controller assembly, Wiring harness.

For detailed warranty terms and conditions, please refer to the official Warranty PDF document provided with your purchase or visit the Segway website.

Customer Support

For technical assistance, troubleshooting beyond this manual, or warranty claims, please contact Segway customer support.

You can also visit the official Segway store on Amazon for additional resources and product information[Segway Store](#)





An official User Manual (PDF) is also available for download:[User Manual \(PDF\)](#)


PRODUCT OVERVIEW VIDEO

Your browser does not support the video tag.

Video: An official product overview of the Segway SuperScooter GT3, highlighting its features and capabilities.

Related Documents - GT3

	<p>Segway SuperScooter GT3 User Manual and Specifications</p> <p>Comprehensive user manual and technical specifications for the Segway SuperScooter GT3, covering functions, dashboard indicators, performance, and safety guidelines.</p>
	<p>Segway SuperScooter GT3 Series User Manual</p> <p>Comprehensive user manual for the Segway SuperScooter GT3 and GT3 Pro electric scooters. Covers features, assembly, safe riding, app integration, charging, and maintenance.</p>
	<p>Segway SuperScooter GT3 User Manual</p> <p>This user manual provides comprehensive instructions and safety guidelines for operating the Segway SuperScooter GT3, covering assembly, activation, riding, features, and app integration.</p>
	<p>Segway SuperScooter GT3 Pro User Manual</p> <p>User manual for the Segway SuperScooter GT3 Pro, detailing operation, safety, features, app integration, and maintenance for a high-performance recreational electric scooter.</p>



[Segway SuperScooter GT3 Pro - Produktový manuál a uživatelské informace](#)

Kompletní produktový manuál pro elektrickou koloběžku Segway SuperScooter GT3 Pro. Obsahuje informace o bezpečnosti, specifikace, údržbě, řešení problémů a záruce.



[Segway SuperScooter GT3 Pro Product Manual](#)

Official product manual for the Segway SuperScooter GT3 Pro, detailing its features, specifications, and operation.