

Samsung E1SAMQN55S95F

Samsung 55-inch OLED 4K S95F Smart TV (2025) Instruction Manual

Model: E1SAMQN55S95F

INTRODUCTION

This manual provides detailed instructions for the setup, operation, maintenance, and troubleshooting of your Samsung 55-inch OLED 4K S95F Smart TV (2025). This television features a NQ4 AI Gen3 Processor for enhanced picture and sound, OLED HDR Pro for vibrant contrast, and Glare-Free technology for an optimal viewing experience. Please read this manual thoroughly to ensure proper use and to maximize your television's capabilities.

UNBOXING AND PACKAGE CONTENTS

Carefully unpack your new Samsung S95F OLED TV. Ensure all components listed below are present before proceeding with setup.

- Samsung OLED 4K S95F Vision AI Smart TV (2025)
- SolarCell Remote (Model: TM2560E)
- One Connect Box
- Power Cable
- User Manual (this document)
- Stand components



Figure 1: Samsung S95F OLED TV and included accessories.

SETUP AND INSTALLATION

1. Assembling the Stand (Optional)

If you are not wall-mounting the television, attach the stand according to the instructions provided in the separate stand assembly guide. Ensure all screws are securely fastened.

2. Connecting the One Connect Box

The One Connect Box centralizes all your connections. Connect the One Connect Cable from the TV to the One Connect Box. Then, connect your external devices (cable box, gaming console, Blu-ray player, etc.) to the appropriate HDMI ports on the One Connect Box.



Figure 2: Rear view of the One Connect Box showing various input ports.

3. Power Connection

Connect the power cable to the One Connect Box, and then plug the other end into a wall outlet. The TV will automatically power on or enter standby mode.

4. Initial Setup

Follow the on-screen instructions to complete the initial setup, including network connection, channel scanning, and smart features configuration. Use the SolarCell Remote for navigation.

OPERATING INSTRUCTIONS

Picture Quality Features

The Samsung S95F OLED TV incorporates advanced technologies to deliver a superior visual experience.

- **NQ4 AI Gen3 Processor:** This processor utilizes 128 neural networks to upscale content to 4K resolution, optimizing both picture and sound.
- **OLED HDR Pro:** Experience deep blacks and bright highlights for dramatic contrast and vivid detail.
- **Glare-Free Technology:** The screen is designed to minimize reflections, allowing for clear viewing even in brightly lit rooms.
- **4K AI Upscaling:** Content that is not native 4K is intelligently upscaled to near-4K quality.

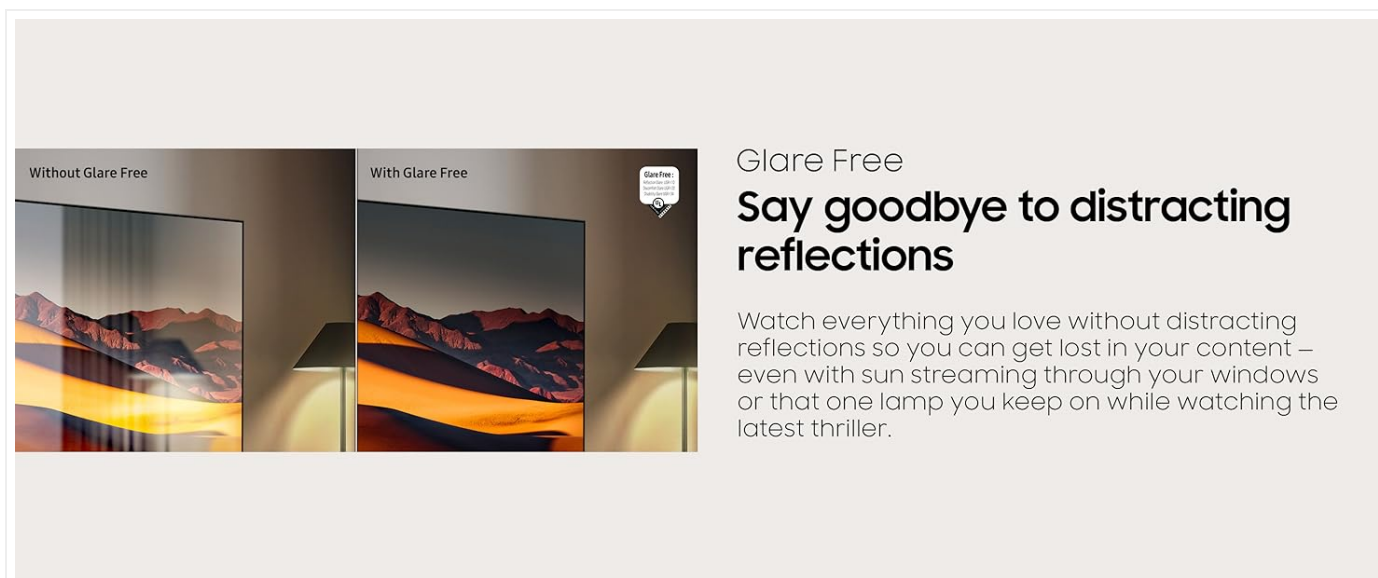


Figure 3: Glare-Free screen technology minimizes reflections for improved viewing.

Sound Quality Features

The television's audio system is designed to complement its visual performance.

- **Vision AI for Sound:** The NQ4 AI Gen3 Processor also optimizes sound based on the content you are watching.
- **Q-Symphony:** When paired with a compatible Samsung soundbar, Q-Symphony allows the TV speakers and soundbar to operate simultaneously for a more immersive audio experience.




Figure 4: Q-Symphony enhances audio by synchronizing TV and soundbar speakers.

Smart Features and Tizen OS

The Samsung S95F runs on the Tizen OS, providing access to a wide range of streaming services, apps, and smart home integration.

- **Samsung TV Plus:** Access free live TV channels and on-demand content.
- **SmartThings Integration:** Connect and control compatible smart home devices directly from your TV.

Gaming Features

For gamers, the S95F offers features designed for responsive and smooth gameplay.

- **Motion Xcelerator 165Hz:** Supports up to 4K 165Hz for ultra-smooth motion and reduced blur.
- **Variable Refresh Rate (VRR):** Compatible with VRR technologies for tear-free and stutter-free gaming.

PRODUCT OVERVIEW VIDEO

Watch this official product overview video for a visual demonstration of the Samsung S95F OLED TV's key features and design.

Your browser does not support the video tag.

Video 1: Official Samsung S95D Product Overview, highlighting design and features.

MAINTENANCE

Cleaning the Screen

Gently wipe the screen with a soft, dry microfiber cloth. For stubborn smudges, lightly dampen the cloth with distilled water. Avoid using harsh chemicals or abrasive materials.

Cleaning the Frame and Stand

Use a soft, dry cloth to wipe dust from the TV frame and stand. Do not use liquid cleaners directly on the TV.

Software Updates

Ensure your TV's software is up-to-date for optimal performance and security. Navigate to Settings > Support > Software Update to check for and install available updates.

TROUBLESHOOTING

Problem	Possible Solution
No power	Check if the power cable is securely connected to the TV/One Connect Box and the wall outlet. Ensure the outlet is functional.
No picture/sound	Verify that the correct input source is selected. Check all cable connections between the TV/One Connect Box and external devices. Restart connected devices.
Remote control not working	Check the remote's battery level. Ensure there are no obstructions between the remote and the TV. Re-pair the remote if necessary.
Poor picture quality	Adjust picture settings (brightness, contrast, sharpness). Check the quality of the input source. Ensure the TV's software is updated.
Network connection issues	Restart your router and modem. Check Wi-Fi password. Try connecting via Ethernet cable if possible.

SPECIFICATIONS

Feature	Detail
Brand	Samsung
Model Number	E1SAMQN55S95F
Screen Size	54.6 Inches (55-inch class)
Display Technology	OLED
Resolution	4K (3840 x 2160)
Refresh Rate	120 Hz (up to 165Hz with Motion Xcelerator)
Processor	NQ4 AI Gen3 Processor
Special Features	Eye Comfort Mode, Glare Free, Motion Xcelerator 165Hz, OLED HDR Pro
Connectivity	Bluetooth, Wi-Fi, HDMI 2.1 (4 ports)

Feature	Detail
Item Weight	52.7 pounds
Product Dimensions	10.5"D x 48.2"W x 30.4"H





WARRANTY AND SUPPORT



Your Samsung S95F OLED TV comes with a manufacturer's protection plan. Additionally, this bundle includes a 1-Year Extended Protection Plan. For detailed warranty information, please refer to the documentation provided with your purchase or visit the official Samsung support website.

For technical assistance, troubleshooting, or service requests, please contact Samsung Customer Support. Contact information can typically be found on the Samsung website or in your product's documentation.



Related Documents - E1SAMQN55S95F

	<p>Samsung 34" Odyssey OLED G8 (G85SD) Ultra-WQHD 175Hz 0.03ms Curved Gaming Monitor - Product Guide</p> <p>Discover the Samsung 34-inch Odyssey OLED G8 (G85SD) curved gaming monitor. This guide details its Ultra-WQHD resolution, 175Hz refresh rate, 0.03ms response time, and AMD FreeSync™ Premium Pro for unparalleled gaming performance. Explore its advanced OLED technology, glare-free display, versatile connectivity, smart features like Gaming Hub and SmartThings, and sleek design.</p>
	<p>Samsung S95F/S95FD OLED TV Unpacking and Installation Guide</p> <p>Official unpacking and installation guide for Samsung S95F and S95FD series OLED smart TVs. Includes step-by-step instructions for setup, component identification, cable connections, stand assembly, and wall mounting.</p>
	<p>Samsung Smart TV User Guide: Setup, Features, and Troubleshooting</p> <p>A comprehensive user guide for Samsung Smart TVs, detailing setup, connections, smart features, picture and sound settings, troubleshooting, and accessibility options to enhance your viewing experience.</p>
	<p>Samsung TV Simple User Guide: Safety, Installation, and Operation</p> <p>This Simple User Guide from Samsung provides essential information for your TV, covering safety instructions, installation, operation, troubleshooting, and specifications. Visit samsung.com for full support.</p>

 The image shows the front cover of a Samsung TV user guide. It has a light blue background with a subtle wave pattern. The Samsung logo is in the top left corner. The title 'User guide' is centered. At the bottom, there is a small block of text in multiple languages.	<p>Samsung TV User Guide: Features, Setup, and Troubleshooting</p> <p>Comprehensive user guide for Samsung TVs, covering setup, connections, smart features, picture and sound settings, troubleshooting, and more. Learn to optimize your viewing experience.</p>
 The image shows the front cover of a Samsung Smart TV user guide. It has a light blue background with a subtle wave pattern. The Samsung logo is in the top left corner. The title 'User guide' is centered. At the bottom, there is a small block of text in multiple languages.	<p>Samsung Smart TV User Guide</p> <p>This comprehensive user guide for Samsung Smart TVs details setup, connections, remote controls, smart features (Smart Hub, Gaming Hub, Workspace), advanced functionalities (AI Mode, Live Translate), picture and sound settings, troubleshooting, and accessibility. It helps users maximize their TV experience, offering step-by-step instructions and support information from Samsung.</p>