

[Manuals.plus](#) /

> [Insta360](#) /

> Insta360 X5 8K Waterproof 360 Action Camera User Manual

Insta360 X5

Insta360 X5 8K Waterproof 360 Action Camera User Manual

BRAND: INSTA360

Model: X5

Introduction

The Insta360 X5 is a flagship 360-degree action camera designed for capturing immersive 8K 360 video and high-resolution photos. It features enhanced low-light performance, a durable waterproof design, and user-replaceable lenses. The camera offers various recording modes, including simultaneous flat and 360 video capture, and integrates with the Insta360 app for AI-powered editing and reframing. Its robust construction and advanced features make it suitable for a wide range of activities, from action sports to everyday content creation.

What's in the Box

- 1x Insta360 X5 Camera
- 1x Charge Cable
- 1x Protective Pouch
- 1x Lens Cloth
- 1x User Guide
- 1x 2-in-1 Tripod Selfie Stick
- 1x Lens Cap
- 1x 256GB Micro SDXC Card
- 1x EVO Gimbals Lens Cloth

Setup

Before first use, ensure the Insta360 X5 camera is fully charged and the Micro SDXC card is properly inserted.

1. **Insert Battery and Micro SDXC Card:** Locate the battery compartment on the side of the camera. Press the

release button to open the compartment. Insert the battery and the Micro SDXC card into their respective slots. Close the compartment securely to maintain waterproofing.

2. **Charge the Camera:** Connect the provided USB Type-C charge cable to the camera's charging port (located under a protective flap) and to a power source. The camera supports rapid charging, reaching 80% charge in approximately 20 minutes.
3. **Power On:** Press and hold the power button on the side of the camera until the screen illuminates.
4. **Initial Setup:** Follow the on-screen prompts to select your language and set the date and time.
5. **Attach Accessories:** The camera features a standard 1/4-inch screw mount at the bottom for attaching accessories like the included 2-in-1 Tripod Selfie Stick. Ensure accessories are securely fastened.
6. **Install Lens Cap:** When not in use, place the provided lens cap over the camera lenses to protect them from scratches and damage.



**REPLACEABLE
LENS DESIGN**

**SERIOUSLY
DURABLE**

SERIOUSLY DURABLE

New replaceable lenses and a freshly designed Wind Guard ensures your X5 can take a beating then get back out there.

Figure 1: The Insta360 X5 features a replaceable lens design for enhanced durability.

A promotional graphic for the Insta360 X5 camera. The top half features the camera with a green charging icon on its screen and a blue lightning bolt icon below it, set against a background of blue light streaks. The text '185 MINS' is written in large, blue, stylized letters above the camera. Below this, the text 'HYPER CHARGING' is written in white. The bottom half shows the camera floating in water, with a large blue '49ft' text overlay. Below this, the text 'WATERPROOF TO 49FT (15M)' is written in white. At the very bottom, the text 'PUSH FURTHER, SHOOT LONGER' is written in large, bold, white letters, followed by a paragraph of text: 'Huge upgrade! Get 185 minutes of shooting, then fast charge back to 80% in just 20 mins, and waterproof to 49ft (15m)!'.

HYPER CHARGING

185 MINS

49ft

WATERPROOF TO 49FT (15M)

PUSH FURTHER, SHOOT LONGER

Huge upgrade! Get 185 minutes of shooting, then fast charge back to 80% in just 20 mins, and waterproof to 49ft (15m)!

Figure 2: The Insta360 X5 offers hyper charging and is waterproof up to 49ft (15m).

Operating Instructions

The Insta360 X5 offers intuitive controls via its touchscreen and physical buttons. Familiarize yourself with the various modes and settings to maximize your shooting experience.

Basic Operation

- **Power Button:** Press and hold to power on/off. Short press to wake/sleep the screen.
- **Shutter Button:** Press to start/stop recording or take a photo.
- **Quick Menu:** Swipe down from the top of the screen to access quick settings like Wi-Fi, Bluetooth, screen brightness, and AI Highlight Assistant.
- **Mode Selection:** Swipe left or right on the touchscreen to cycle through different shooting modes (e.g., Photo, Video, PureVideo, InstaFrame, Timelapse, TimeShift, Bullet Time, Loop Recording, Road Mode).

Shooting Modes

- **360 Video/Photo:** Captures a full 360-degree view. Use the Insta360 app for reframing and editing after capture.
- **Single-Lens Mode:** Transforms the X5 into a traditional action camera, recording 4K60fps footage from one lens. MaxView offers a 170-degree view in 4K30fps.
- **PureVideo:** Utilizes AI-powered noise reduction and dynamic range optimization for clear, vivid footage in low-light conditions.
- **InstaFrame:** Captures both flat and 360-degree video simultaneously. Choose 'Selfie View' or 'Fixed View' for instant shareable flat videos, while retaining the full 360 footage for later reframing.
- **72MP 360 Photo:** Captures high-resolution 360-degree photos. HDR option is available for richer details.

Smart Features

- **FlowState Stabilization:** Built-in stabilization technology ensures smooth footage, even during intense action.
- **360° Horizon Lock:** Maintains a level horizon in your footage, regardless of camera movement.
- **Voice Control 2.0:** Control the camera with voice commands for hands-free operation.
- **Gesture Control:** Initiate photo or video capture with specific hand gestures.
- **Twist to Shoot:** Twist the selfie stick back and forth twice to start/stop shooting when connected.




8K 360°

FLAGSHIP IMAGING

Experience ultra-clear 8K 30fps 360° videos with dual 1/1.28" sensors, delivering true-to-life colors.


Figure 3: Experience ultra-clear 8K 30fps 360° videos with dual 1/1.28" sensors.



ENHANCED LOW LIGHT

360° PureVideo with "Triple" AI chip noise reduction and enhanced brightness for stunning low light clarity.

Figure 4: The Insta360 X5 offers enhanced low light performance with 360° PureVideo and AI chip noise reduction.




INVISIBLE SELFIE STICK EFFECT

Capture full 360° video, reframe later! Get stunning third-person views with our signature Invisible Selfie Stick.

*The 114cm Invisible Selfie Stick is for daily use—use the Action version for high-speed or intense sports.

*Invisible Selfie Stick sold separately.

Figure 5: Capture full 360° video and reframe later for stunning third-person views with the Invisible Selfie Stick.



OFF

ON

ALWAYS STEADY

FlowState Stabilization means smooth footage, no matter the action. Bumps, shakes, all gone!

Figure 6: FlowState Stabilization ensures smooth footage, eliminating shakes and bumps.



+



INSTAFRAME MODE

Get a Fixed View or Selfie View for sharable flat videos without editing, all while filming in 360° at the same time!

Figure 7: InstaFrame Mode allows capturing both flat and 360° videos simultaneously.

Maintenance

- **Lens Care:** The X5 features user-replaceable lenses with sapphire glass-level scratch resistance. If lenses become damaged, they can be easily swapped out. Use the provided lens cloth to gently clean the lenses.
- **Waterproofing:** The camera is waterproof up to 49ft (15m) on its own. Ensure all ports and battery compartments are securely closed before exposing the camera to water. For deeper dives, an invisible dive case (sold separately) is required.
- **Battery Management:** The 2400mAh battery provides up to 185 minutes of recording. For extended shooting, consider purchasing additional batteries.
- **Storage:** Store the camera in its protective pouch when not in use to prevent damage.

Troubleshooting

- **Camera Not Powering On:** Ensure the battery is charged and correctly inserted. If the issue persists, try charging

the camera for at least 30 minutes.

- **Video Stitching Issues:** The X5 is equipped with Auto Lens Guard Detection. Ensure the correct lens mode is selected, especially after changing protective lenses. If issues persist, refer to the Insta360 app for calibration options.
- **App Connectivity Problems:** Ensure Bluetooth and Wi-Fi are enabled on both your camera and smartphone. Restart both devices and try reconnecting.
- **Poor Audio Quality:** The camera includes a new wind guard with multi-layer windproof steel mesh. Ensure it is properly installed in windy conditions. Check audio settings in the camera's quick menu.
- **Storage Full:** Transfer files to your computer or cloud storage regularly. Consider using a larger capacity Micro SDXC card if needed.

Specifications

Brand	Insta360
Model Name	Insta360 X5
Video Capture Resolution	8K
Effective Still Resolution	72MP (360° Photo) / 18 MP
Photo Sensor Technology	CMOS (1/1.28" sensors)
Water Resistance Level	Waterproof to 49ft (15m)
Battery Average Life	185 minutes (2400mAh)
Connectivity Technology	Bluetooth
Flash Memory Type	Micro SDXC (UHS-I)
Image Stabilization	Digital (FlowState Stabilization)
Item Weight	2 Pounds
Item Dimensions (D x W x H)	1.53"D x 1.8"W x 4.9"H

Warranty and Support

The Insta360 X5 comes with a limited 1-year warranty. For technical support, warranty claims, or additional product information, please refer to the official Insta360 website or contact their customer service directly. Keep your proof of purchase for warranty validation.

