

[Manuals.plus](#) /

› [BOB AND BRAD](#) /

› BOB AND BRAD ThermoRed Heating Pad Belt Massager User Manual

BOB AND BRAD HXR-L130

BOB AND BRAD ThermoRed Heating Pad Belt Massager

Model: HXR-L130

INTRODUCTION

The BOB AND BRAD ThermoRed Heating Pad Belt Massager is a versatile, cordless device designed to provide targeted comfort and support for the lower back. It integrates four distinct therapies: heat, vibration, red light (660 nm), and near-infrared light (850 nm). This manual provides instructions for safe and effective use of your ThermoRed belt.

IMPORTANT SAFETY INFORMATION

- Do not fold the function area of the belt during use.
- Statements regarding dietary supplements have not been evaluated by the FDA and are not intended to diagnose, treat, cure, or prevent any disease or health condition.
- The device features a 15-minute auto-shutoff safety timer for heat functions.
- Not recommended during pregnancy.

SETUP AND FIRST USE

1. Unpacking and Inspection


Carefully remove the ThermoRed belt from its packaging. Inspect the device for any signs of damage. Ensure all components, including the main strap and extension band, are present.

2. Charging the Device

Before first use, fully charge the ThermoRed belt. Connect the provided charging cable to the device and a suitable power source. The battery status will be displayed on the HD screen. A full charge can take approximately 4 hours and provides up to 5 hours of warmth on low settings or 90 minutes of maximum-intensity relief.

Warm Soothing Rechargeable Belt

1.5–5 Hours On-the-Go Warmth
(Varies by setting & cold weather)



2400MAH

High Settings: ~1.5 hrs at 77°F. Shorter in cold.



TSA-Approved for Air Travel

Image: Close-up of the ThermoRed belt's control panel, showing the charging port and display. This illustrates where to connect the charging cable.



Image: Illustration of the ThermoRed belt's battery indicator on the display, showing charging status.

3. Adjusting the Belt

The ThermoRed belt features a 3-way adjustable system. Use the durable 45.35-inch main strap. If needed, attach the 15.35-inch extension band to accommodate waist sizes up to 52 inches. The flexible dual side straps ensure a stable, non-slip fit. Position the belt around your lower back, ensuring the functional area (with heating and light elements) is flat against your skin for optimal results.

Your Constant Comfort Companion

Cordless Convenience, Relief on Your Terms.



Image: A person demonstrating how to adjust the ThermoRed belt around their waist for a secure and comfortable fit.

Advanced Infrared Comfort

4 Levels · 50 Dual-Bead LEDs · 660nm+850nm for Deep Muscle Relief




Image: A visual guide illustrating the standard and extended fit options for the ThermoRed belt, accommodating various waist sizes.

Your browser does not support the video tag.

Video: Official product video demonstrating the proper way to wear and adjust the Bob and Brad Heated Back Wrap with Red Light and Vibration.

OPERATING INSTRUCTIONS

The ThermoRed belt offers four distinct functions: Heat, Vibration, Red Light, and Near Infrared Light. These can be used individually or in combination.

Control Panel Overview

The intuitive 4-button control panel with an HD display allows for easy adjustment of settings. The display shows real-time settings including heat level, vibration mode, battery status, and light intensity.



Image: A detailed view of the ThermoRed belt's control panel, highlighting the raised silicone buttons and the clear HD display.

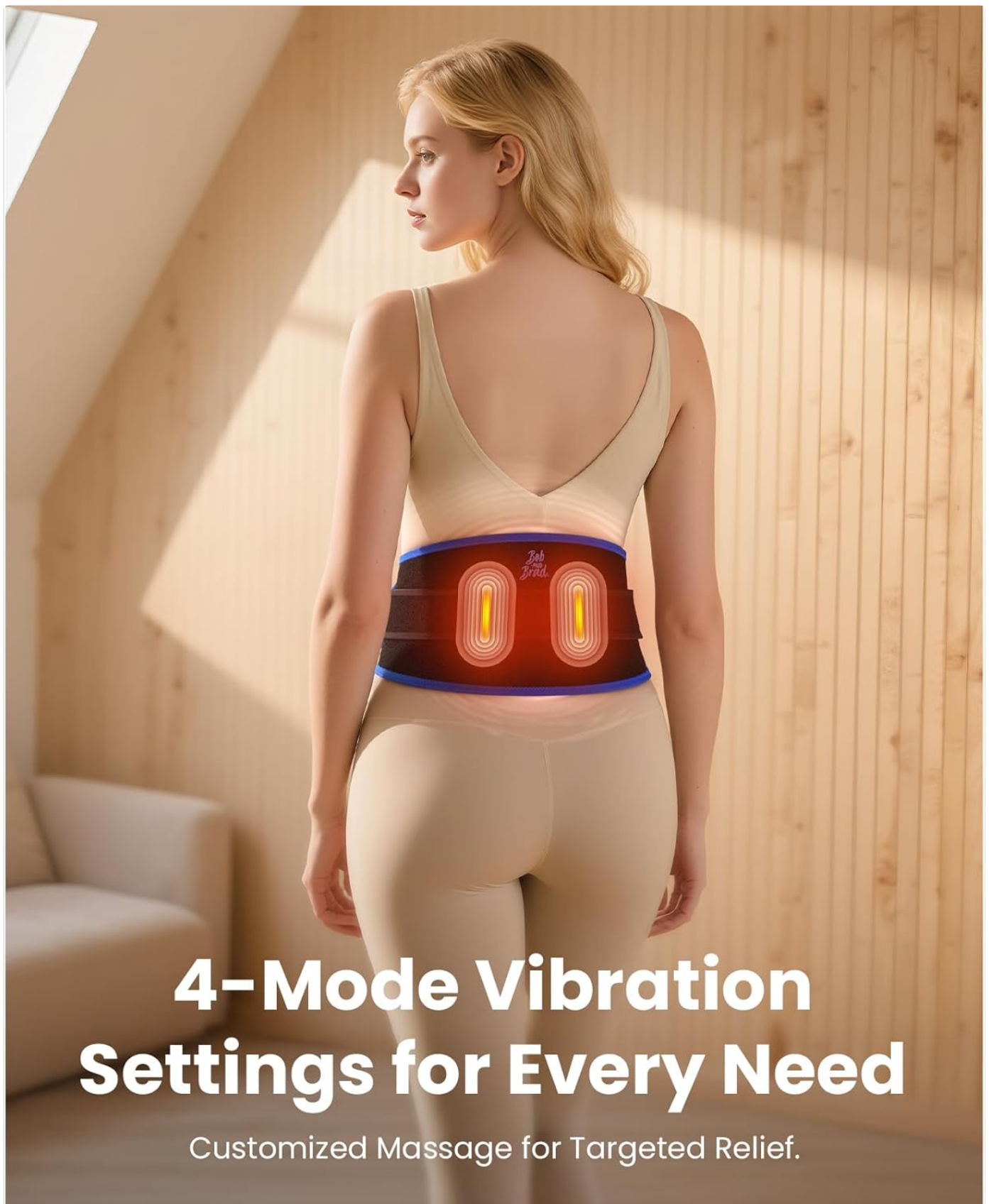
1. Power On/Off

Press and hold the power button (usually indicated by a power symbol) to turn the device on or off. The display will illuminate upon activation.

2. Heat Function

The belt offers 4 temperature settings, ranging from 104°F to 131°F (40°C to 55°C). Press the heat button to cycle through the levels (L1-L4). The heat function has a 15-minute auto-shutoff for safety.

- **L1:** 104°F (40°C) - Gentle warmth
- **L2:** 113°F (45°C) - Moderate warmth
- **L3:** 122°F (50°C) - Strong warmth
- **L4:** 131°F (55°C) - Intense warmth



4-Mode Vibration Settings for Every Need

Customized Massage for Targeted Relief.

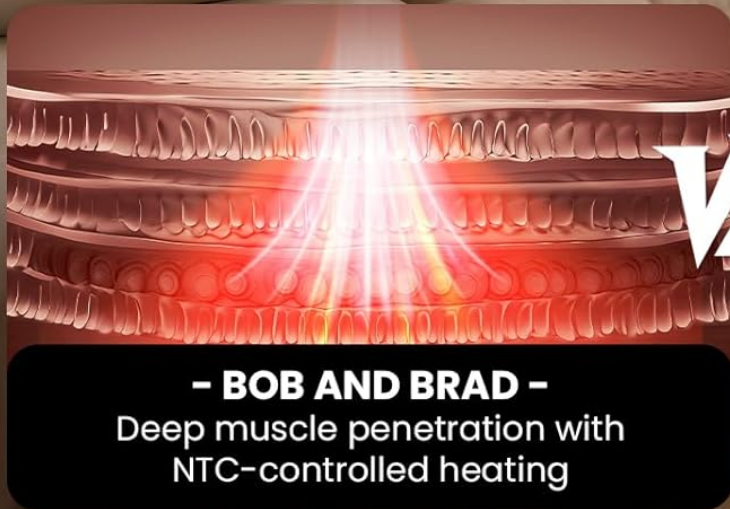
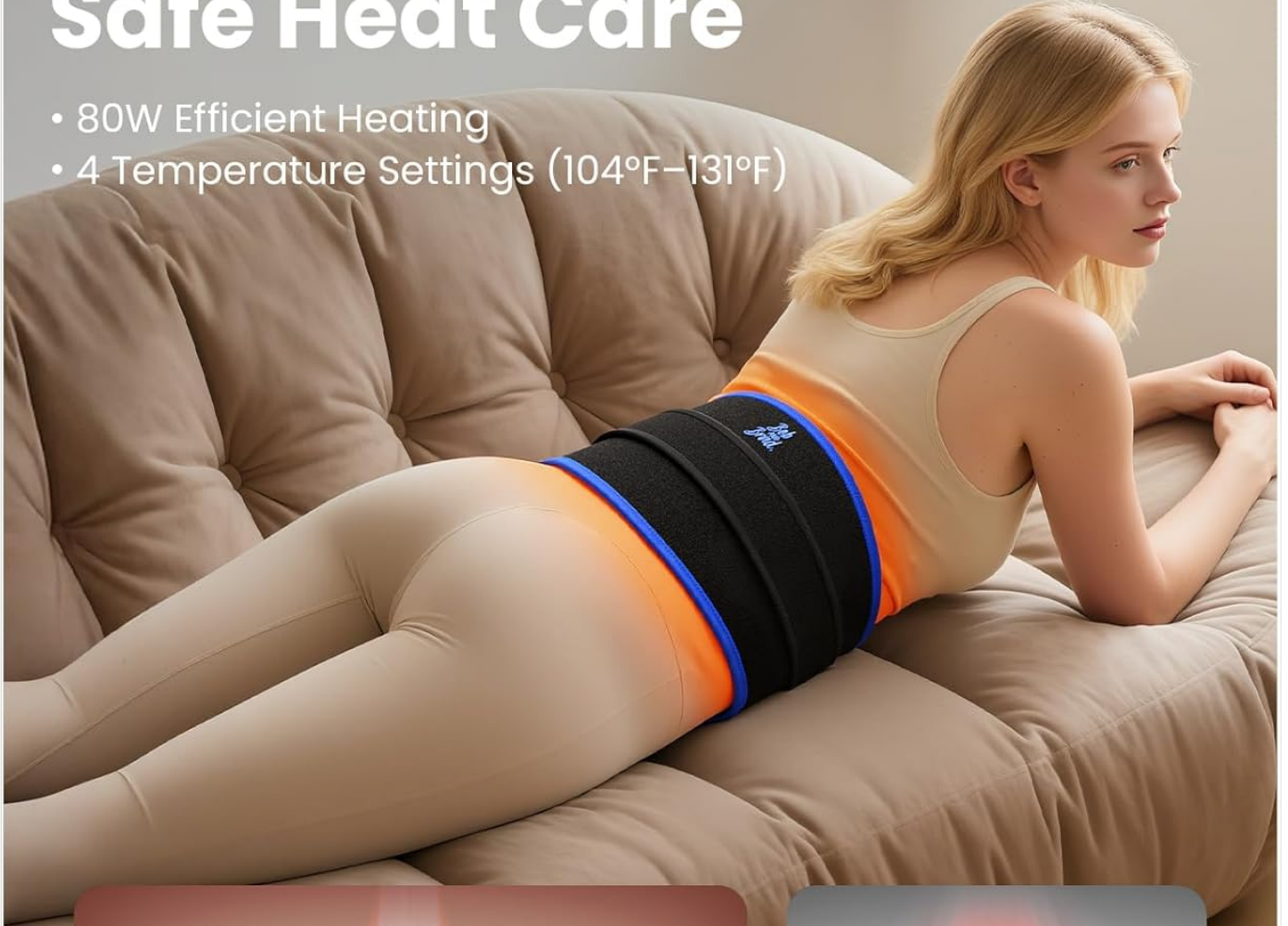
Image: A woman relaxing on a couch with the ThermoRed belt positioned on her lower back, demonstrating the application of heat therapy.

3. Vibration Function

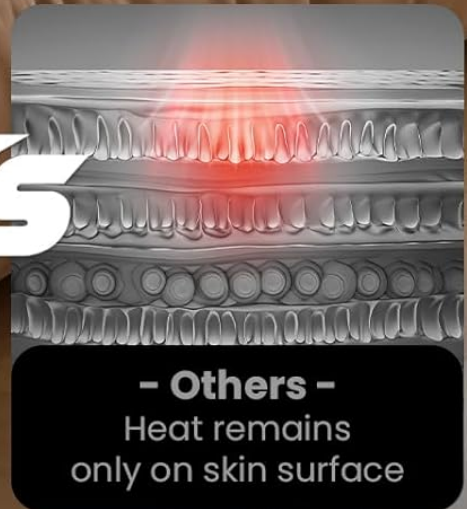
The belt features two strategically placed motors with 4 adaptive soothing modes. Press the vibration button to select your desired mode. The motors operate at approximately 60 dB.

Fast, Steady & Safe Heat Care

- 80W Efficient Heating
- 4 Temperature Settings (104°F–131°F)



- BOB AND BRAD -
Deep muscle penetration with
NTC-controlled heating



- Others -
Heat remains
only on skin surface

Image: A woman standing with the ThermoRed belt on her lower back, visually representing the areas where the vibration motors are active.

4. Red Light & Near Infrared Light Function

The belt incorporates 50 dual-light beads for red light (660 nm) and near-infrared light (850 nm) therapy. Press the light button to activate and adjust the intensity. The 660 nm red light provides surface comfort, while the 850 nm near-infrared light penetrates 30-50mm for deeper tissue comfort.



4-Intensity Infrared Light Soothing

Strong Penetration, Comfort – Boosting.



660nm (Visible Light):
Deeply boosts circulation.



850nm (Invisible Light):
Soothes Muscles & Fatigue

Image: A diagram showing the different penetration depths of 660nm red light and 850nm near-infrared light into the skin and muscle tissue.

Your browser does not support the video tag.

Video: Official product video demonstrating the various functions and features of the ThermoRed Therapy Belt, including heat, vibration, and red light.

MAINTENANCE AND CARE

- **Cleaning:** Disconnect the device from any power source before cleaning. Wipe the surface of the belt with a soft,

damp cloth. Do not immerse the device in water or use harsh chemicals.

- **Storage:** Store the ThermoRed belt in a cool, dry place away from direct sunlight when not in use. Ensure the belt is fully charged before long-term storage to preserve battery life.
- **Battery Care:** To prolong battery life, avoid completely draining the battery frequently. Recharge the device regularly, even if not used daily.

TROUBLESHOOTING

Problem	Possible Cause	Solution
Device does not turn on.	Low battery or device is not charged.	Charge the device fully using the provided cable. Ensure the charging cable is securely connected.
Heat/Vibration/Light not working.	Function not activated or low battery.	Press the respective function button on the control panel. Check battery level and recharge if necessary. Ensure the functional area is not folded.
Device automatically shuts off.	Safety auto-shutoff feature activated (15 minutes).	This is a normal safety feature. You can restart the device if further use is desired.
Belt does not fit comfortably.	Incorrect adjustment or extension band not used.	Adjust the main strap and use the extension band if your waist size exceeds 40 inches. Ensure the belt is snug but not overly tight.

If you encounter issues not listed here, please contact customer support.

PRODUCT SPECIFICATIONS

- **Model Number:** HXR-L130
- **Product Dimensions:** 15.55 x 8.43 x 3.11 inches
- **Item Weight:** 1.5 Pounds (0.68 Kilograms)
- **Battery:** 1 Lithium Polymer battery (included), 26.6Wh (11.1V)
- **Heat Settings:** 4 levels (104°F - 131°F / 40°C - 55°C)
- **Vibration Modes:** 4 modes (Dual-Motor)
- **Red Light Wavelength:** 660 nm
- **Near Infrared Wavelength:** 850 nm
- **Auto Shut-off:** 15 minutes (for heat function)
- **Material Type:** Premium ABS and Nylon
- **Color:** Black
- **UPC:** 850066213803

WARRANTY INFORMATION

The BOB AND BRAD ThermoRed Heating Pad Belt Massager comes with a **2-Year Manufacturer Warranty**. Please retain your proof of purchase for warranty claims. For details regarding the warranty coverage and process, refer to the documentation included with your product or contact customer support.

CUSTOMER SUPPORT

For any questions, assistance, or warranty inquiries regarding your BOB AND BRAD ThermoRed Heating Pad Belt Massager, please contact BOB AND BRAD customer service. Responsive 24/7 support is available to assist you. You can visit the official BOB AND BRAD store for more information:[BOB AND BRAD Store](#)