

Aorus T152A

Aorus 15.6-inch T152A Laptop User Manual

MODEL: T152A

Introduction

This manual provides essential information for setting up, operating, maintaining, and troubleshooting your Aorus 15.6-inch T152A Laptop. Please read this guide thoroughly to ensure optimal performance and longevity of your device.

The Aorus T152A is a versatile 15.6-inch laptop designed for productivity and multimedia. It features a 4-Core N95 processor, 32GB DDR4 RAM, and a 1TB PCIe SSD, with upgradeability up to 8TB. The laptop comes preinstalled with Windows 11 Pro and includes a Full HD (1920x1080) IPS display, a backlit keyboard, and a fingerprint reader for enhanced security.



Image: The Aorus 15.6-inch T152A Laptop, showcasing its sleek design and key features like 32GB RAM, 1TB NVMe SSD, backlit keyboard, 1-second fingerprint unlock, and N95 processor.

Setup

1. **Unboxing and Initial Inspection:** Carefully remove the laptop and all accessories from the packaging. Verify that all components listed in the 'Included' section are present and undamaged.
2. **Charging the Laptop:** Connect the globally compatible 100-240V charger to the DC3.5mm round power port (located on the left side) and plug it into a power outlet. Allow the laptop to charge fully before first use.
3. **Powering On:** Open the laptop lid. Press the power button, typically located on the top right of the keyboard or side. The laptop will boot up and guide you through the initial Windows 11 Pro setup process.
4. **Windows 11 Pro Setup:** Follow the on-screen instructions to configure your language, region, network connection, and user account. This process includes setting up your fingerprint for secure login.
5. **Connecting to Wi-Fi:** During the Windows setup, you will be prompted to connect to a Wi-Fi network. Select your network and enter the password. The laptop supports dual-band 5GHz Wi-Fi (802.11ac/g/n).
6. **Peripheral Connection:** Connect any external devices such as a mouse, external keyboard, or monitor using the available ports.

Your browser does not support the video tag.

Video: This video demonstrates the Aorus laptop's general appearance and functionality, including its display and keyboard, providing a visual overview of the device in use.

Keyboard and Touchpad

The laptop features a full-size keyboard with a numeric keypad. The backlit keyboard allows for comfortable typing in low-light conditions. To activate or adjust the backlight, press the 'Fn' key and then press the 'F5' key 1-3 times.



Image: A close-up of the laptop's backlit keyboard, illustrating the 'Fn' and 'F5' key combination to control the backlight.

The glass-like touchpad provides precise cursor control. It also integrates a fingerprint reader for secure, one-touch login, eliminating the need for passwords.



Image: This image highlights the backlit keyboard for improved visibility and the integrated fingerprint recognition for enhanced security and quick unlocking.

Connectivity and Ports

The laptop offers various ports for connecting external devices:

- 2x USB 3.0 ports for fast data transfer.
- 1x MicroSD slot (supports up to 2TB).
- Mini (or standard) HDMI output for 4K video, supporting up to three 4K@60Hz external displays.
- 3.5mm audio jack (with microphone, right side).
- DC3.5mm round power port (12V 3A, left side).

Wireless connectivity includes dual-band 5GHz Wi-Fi (802.11ac/g/n) and Bluetooth 5.0 for reliable device pairing.

Multi-function Connection

Rich interfaces can meet daily connection needs, and the light weight design makes the computer the best travel companion.



Weight

3.75LB



Dimensions

14.13"x8.98"x0.71"



Image: An illustration detailing the various ports available on the Auusda T152A laptop, including USB 3.0, MicroSD slot, HDMI, headphone jack, and charging port, emphasizing its multi-function connection capabilities.

Display

The 15.6-inch Full HD (1920x1080) IPS screen features a 0.2-inch narrow bezel and a 180° hinge, allowing for flexible viewing angles. It is powered by UHD Graphics (16EU at up to 1.20GHz) for vibrant visuals.

High definition large screen

This 15.6 inch laptop is equipped with a 1920 × 1080 resolution display screen, providing users with vivid colors and precise image quality.



0.2in Border



1920 x 1080



178° Viewing



180° Unfolding



Image: The laptop's 15.6-inch Full HD IPS display with a narrow bezel and a 180-degree hinge, demonstrating its flexibility and wide viewing angles.

Your browser does not support the video tag.

Video: This video demonstrates the laptop's performance during a racing game, highlighting its display quality and processing capabilities for light gaming.

Maintenance

- **Cleaning:** Use a soft, lint-free cloth to clean the screen and exterior. For stubborn smudges, dampen the cloth with a small amount of water or a screen-safe cleaner. Avoid harsh chemicals.
- **Battery Care:** The laptop is equipped with an 8000mAh, 61.6Wh battery. To prolong battery life, avoid fully discharging the battery frequently. Store the laptop in a cool, dry place when not in use for extended periods.
- **Cooling:** The laptop has a built-in cooling fan and air vents to dissipate heat. Ensure the air vents are not obstructed to maintain proper airflow and prevent overheating.



Backlit keyboard

In areas with poor lighting conditions, users can press the FN and F5 keys on their laptop to turn on or off the keyboard lights.



Air vent

Helps the CPU dissipate heat and make the computer run more smoothly.



Fingerprint recognition

The fingerprint unlock design provides additional security for your privacy and data, avoiding the risk of password leakage.

Image: A detailed view of the laptop's air vent, crucial for maintaining optimal operating temperature and preventing overheating.

- **Software Updates:** Regularly install Windows updates to ensure system stability, security, and performance.

Troubleshooting

- **Laptop Not Powering On:** Ensure the charger is securely connected and the laptop has sufficient battery charge. If the issue persists, try a different power outlet.
- **Slow Performance:** Close unnecessary applications running in the background. Check for available Windows updates and install them. Ensure adequate free space on the 1TB SSD.

- **Wi-Fi Connectivity Issues:** Verify that Wi-Fi is enabled and you are connected to the correct network. Restart your router and the laptop.
- **Backlit Keyboard Not Working:** Press 'Fn' + 'F5' multiple times to cycle through backlight settings. Ensure the keyboard is clean and free of debris.
- **Fingerprint Reader Issues:** Ensure your finger is clean and dry. Re-register your fingerprint in Windows settings if problems persist.
- **External Display Not Detected:** Check the HDMI cable connection. Ensure the external display is powered on and set to the correct input source. Update graphics drivers if necessary.






Specifications

Feature	Specification
Model Name	T152A
Screen Size	15.6 Inches
Screen Resolution	1920 x 1080 Pixels (Full HD IPS)
Processor	1.7 GHz Intel Mobile CPU (N95, 4C/4T, 1.7-3.4GHz)
RAM	32 GB DDR4 SDRAM (3200 MHz)
Hard Drive	1 TB SSD (PCIe x 2, upgradable to 8TB)
Graphics Coprocessor	UHD Graphics (16EU at up to 1.20GHz)
Operating System	Windows 11 Pro
Wireless Type	Dual-band 5GHz Wi-Fi (802.11ac/g/n), Bluetooth 5.0
Ports	2x USB 3.0, 1x MicroSD slot, 1x Mini HDMI, 1x 3.5mm Audio Jack, 1x DC3.5mm Power Port
Special Features	Backlit Keyboard, Fingerprint Reader
Battery	8000mAh, 61.6Wh
Item Weight	5.3 pounds (approx. 3.7 lbs as per feature bullets)
Product Dimensions	14 x 10 x 0.7 inches
Color	Pink

Warranty and Support

Your Aulusda T152A Laptop comes with a **730-day warranty** for worry-free ownership. Additionally, we offer **100-day free returns**. For any questions, technical assistance, or support needs, please contact our **24/7 customer service**. Refer to the contact information provided in your product packaging or on the official Aulusda website.

Related Documents - T152A

	<p>Auusda T152A Laptop User Manual: Specifications and Safety Guidelines</p> <p>Comprehensive user manual for the Auusda T152A laptop, detailing specifications for AMD Ryzen and Intel N Series models, along with important safety instructions and warranty information.</p>
	<p>Auusda T152A Laptop User Manual</p> <p>This user manual provides a comprehensive guide to the Auusda T152A laptop, covering hardware features, specifications, and important safety information. It details the various ports, indicators, and components of the laptop, along with warranty information and usage guidelines.</p>
	<p>Auusda T152A Laptop User Manual</p> <p>Comprehensive user manual for the Auusda T152A laptop, covering hardware features, specifications, safety precautions, and warranty information.</p>
	<p>Auusda Laptop Computer: Features, Specifications, and Important Notices</p> <p>Comprehensive overview of the Auusda laptop, including parts, highlights, important usage guidelines, and warranty information. Features Intel Celeron N5095, 15.6" FHD IPS display, 16GB RAM, 512GB SSD, and Windows 11 Pro.</p>
	<p>Auusda T152A Laptop User Manual and Specifications</p> <p>Comprehensive user manual for the Auusda T152A laptop, covering product specifications, warranty details, and essential safety guidelines.</p>



[Auusda F152 Laptop User Manual: Features, Specifications, and Safety](#)

Discover the Auusda F152 laptop with this comprehensive user manual. It details hardware features, specifications for AMD Ryzen and Intel N series models, port descriptions, status indicators, and essential safety precautions.