

## Heatz ZS24

# Heatz Sound Light Pro ZS24 Portable Bluetooth Speaker User Manual

Model: ZS24 | Brand: Heatz

## 1. INTRODUCTION

---

Thank you for purchasing the Heatz Sound Light Pro ZS24 Portable Bluetooth Speaker. This manual provides essential information for setting up, operating, and maintaining your speaker. Please read it carefully before use to ensure optimal performance and longevity of your device.

## 2. SAFETY INFORMATION

---

- Do not expose the speaker to extreme temperatures, direct sunlight, or high humidity.
- Avoid dropping or subjecting the speaker to strong impacts.
- Do not disassemble, repair, or modify the device yourself. Contact qualified service personnel for assistance.
- Keep the speaker away from water and other liquids.
- Use only the provided charging cable or a certified equivalent.
- Clean the speaker with a soft, dry cloth. Do not use abrasive cleaners or solvents.

## 3. PACKAGE CONTENTS

---

Please check that all items are present in your package:

- Heatz Sound Light Pro ZS24 Portable Bluetooth Speaker
- USB Charging Cable
- User Manual

## 4. PRODUCT OVERVIEW

---

Familiarize yourself with the speaker's components and controls.

# PORTABLE BASS WIRELESS SPEAKER

*5W Loud & Clear Sound*




Image: The Heatz Sound Light Pro ZS24 speaker, highlighting its various connection options including Bluetooth, FM Radio, Micro SD Card slot, USB port, and Type C charging port. Control buttons are located on the top panel.

## Controls and Ports:

- **Power Button:** Press and hold to turn on/off.
- **Volume Up/Next Track:** Short press for volume up, long press for next track.
- **Volume Down/Previous Track:** Short press for volume down, long press for previous track.
- **Play/Pause/Call Answer:** Press to play/pause music or answer/end calls.
- **Mode Button:** Press to switch between Bluetooth, USB, TF Card, AUX, and FM Radio modes.
- **LED Light Button:** Press to cycle through LED light modes.
- **USB Port:** For USB drive playback.
- **TF Card Slot:** For TF (Micro SD) card playback.
- **AUX Input:** For connecting external audio devices via a 3.5mm audio cable.
- **Type C Charging Port:** For charging the speaker.

## 5. SETUP

---

### Initial Charging:

Before first use, fully charge the speaker. Connect the provided USB charging cable to the Type C port on the speaker and the other end to a USB power adapter (not included) or a computer's USB port. The LED indicator will show charging status and turn off when fully charged.

## 6. OPERATING INSTRUCTIONS

---

### Power On/Off:

- To power on, press and hold the Power button until you hear an audible prompt.
- To power off, press and hold the Power button again until the speaker shuts down.

### Bluetooth Pairing:

1. Turn on the speaker. It will automatically enter Bluetooth pairing mode, indicated by a flashing LED.
2. Enable Bluetooth on your smartphone, tablet, or other device.
3. Search for available Bluetooth devices and select "Heatz ZS24" from the list.
4. Once paired, you will hear a confirmation sound, and the LED indicator will stop flashing.

### True Wireless Stereo (TWS) Pairing:

TWS allows you to connect two Heatz ZS24 speakers for an enhanced stereo sound experience.

1. Ensure both ZS24 speakers are powered on and not connected to any other Bluetooth device.
2. On one of the speakers, double-press the Mode button. You will hear a prompt indicating it's searching for another speaker.
3. The two speakers will automatically pair with each other. A confirmation sound will indicate successful TWS pairing.
4. Now, connect your device to one of the paired speakers via Bluetooth as described above. Both speakers will play audio in stereo.

### USB/TF Card Playback:

Insert a USB drive or TF (Micro SD) card containing MP3 audio files into the respective port. The speaker will automatically switch to USB or TF card mode and begin playback. Use the Volume/Track buttons to control playback.

### AUX Mode:

Connect an external audio device (e.g., MP3 player, laptop) to the speaker's AUX input using a 3.5mm audio cable (not included). Press the Mode button until you enter AUX mode. Audio will be played from the connected device.

### Hands-free Calling:

When connected to your phone via Bluetooth, the speaker's built-in microphone allows for hands-free calls.

# Hands-free Calling

In-built Mic for louder, clearer, and hand-free conversations

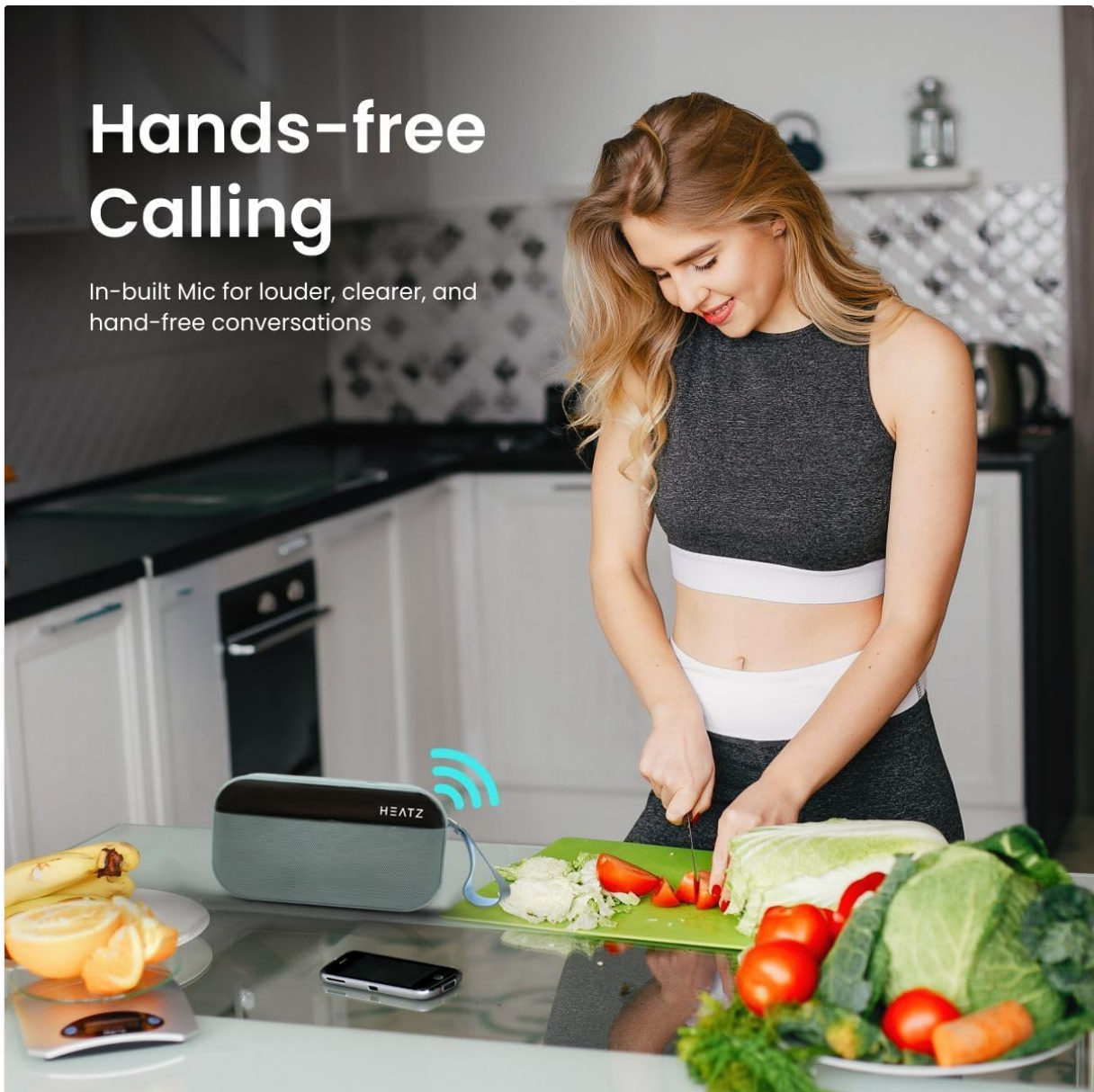


Image: A woman is shown using the Heatz Sound Light Pro ZS24 speaker for hands-free calling, demonstrating its convenience during daily activities.

- **Answer Call:** Press the Play/Pause button once.
- **End Call:** Press the Play/Pause button once during a call.
- **Reject Call:** Press and hold the Play/Pause button.

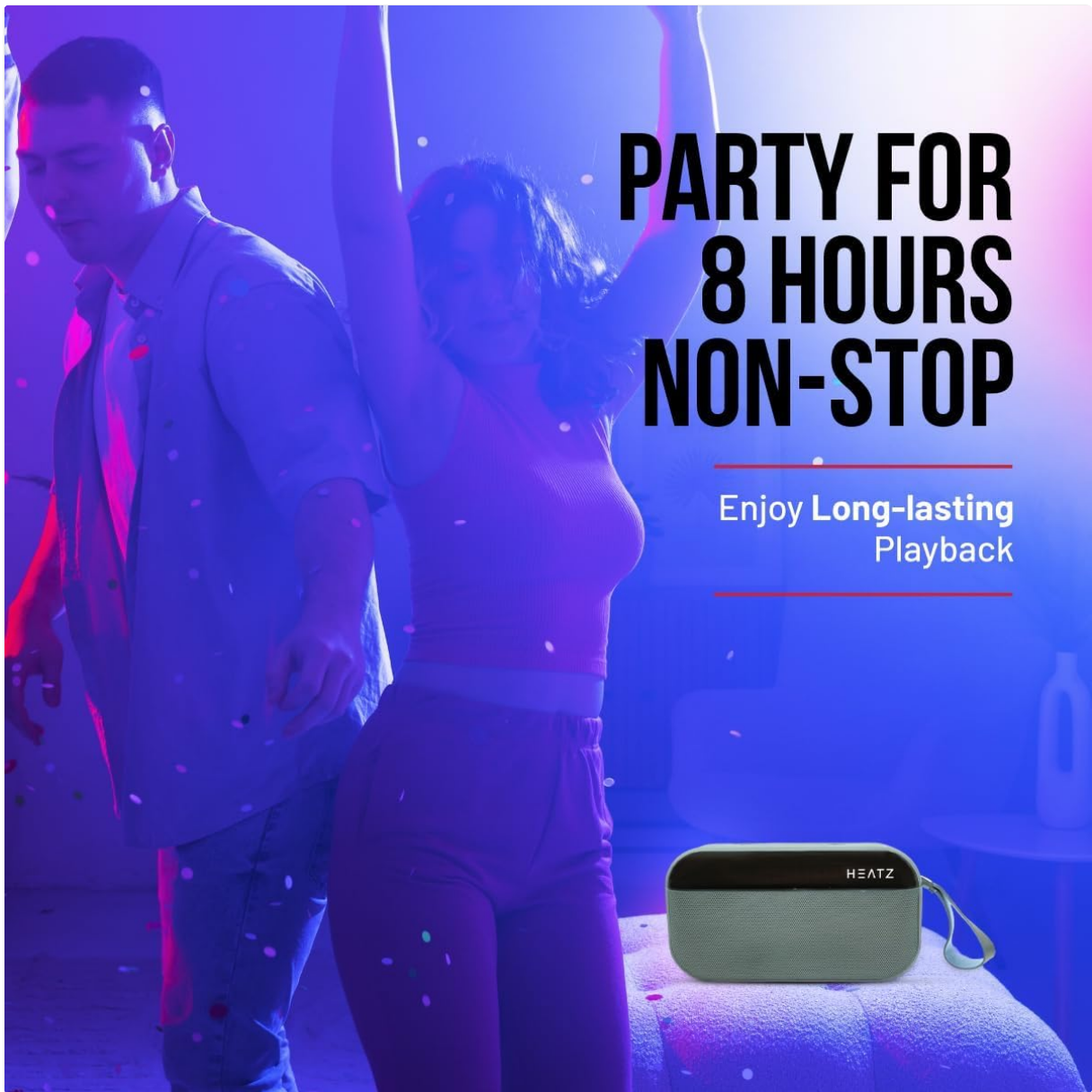
## LED Light Modes:

Press the LED Light button to cycle through various lighting effects or turn the lights off.

## 7. CHARGING

---

When the battery is low, the speaker will emit an audible warning. Connect the USB charging cable to the Type C port on the speaker and a power source. The LED indicator will illuminate during charging and turn off when the battery is full. A full charge provides up to 6 hours of continuous music playback.



# PARTY FOR 8 HOURS NON-STOP

Enjoy Long-lasting  
Playback

Image: The Heatz Sound Light Pro ZS24 speaker, illustrating its long-lasting playback capability for extended enjoyment.

## 8. MAINTENANCE

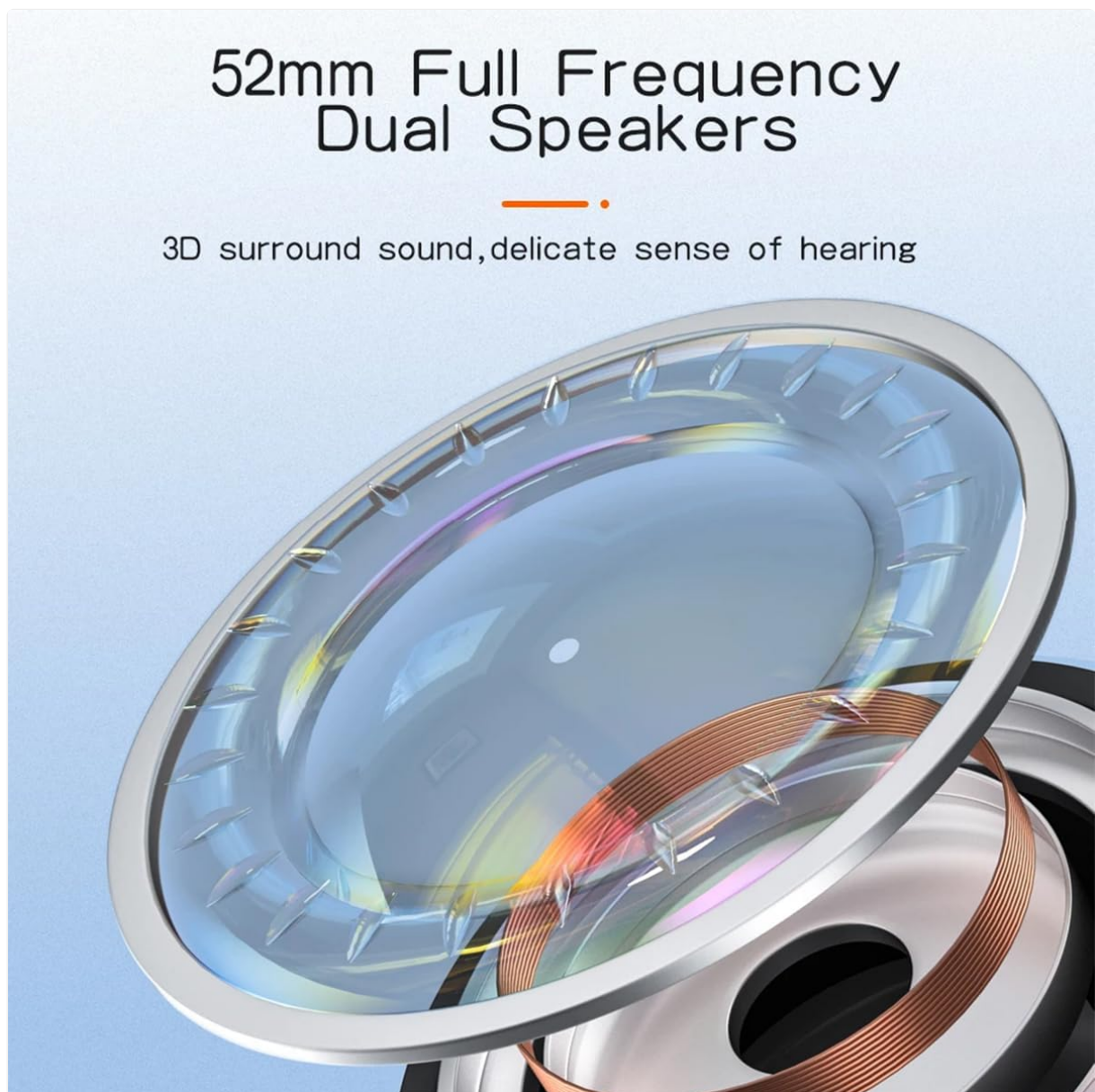
- **Cleaning:** Use a soft, dry, lint-free cloth to clean the speaker's exterior. Do not use liquid cleaners or sprays.
- **Storage:** Store the speaker in a cool, dry place away from direct sunlight and extreme temperatures when not in use for extended periods.
- **Battery Care:** To prolong battery life, avoid fully discharging the battery frequently. Charge the speaker regularly, even if not in use.

## 9. TROUBLESHOOTING

Problem	Possible Cause	Solution
Speaker does not turn on.	Battery is depleted.	Charge the speaker fully.

Problem	Possible Cause	Solution
Cannot pair via Bluetooth.	Speaker is not in pairing mode; Bluetooth is off on device; Device is too far.	Ensure speaker is in pairing mode. Turn on Bluetooth on your device. Move device closer to speaker (within 10 meters).
No sound.	Volume is too low; Incorrect input mode; Device not playing.	Increase speaker and device volume. Switch to correct input mode (Bluetooth, USB, TF, AUX). Ensure audio is playing on your connected device.
TWS pairing fails.	Speakers are already paired to another device; Incorrect TWS pairing procedure.	Ensure both speakers are disconnected from other devices. Follow TWS pairing steps carefully.

## 10. SPECIFICATIONS



# 52mm Full Frequency Dual Speakers

3D surround sound, delicate sense of hearing

Image: A detailed view of the 52mm full-frequency dual speakers, designed for 3D surround sound and a delicate sense of hearing.

Feature	Detail
---------	--------

Feature	Detail
Model	ZS24
Output Power	12W (2 x 6W)
Bluetooth Version	5.4
Battery Capacity	2400mAh
Playback Time	Up to 6 hours
Speaker Size	57mm (52mm Full Frequency Dual Speakers)
TWS Support	Yes
Connectivity Options	Bluetooth, USB, TF Card, AUX
Lighting	LED Light Mode
Controls	Power, Volume, Play/Pause, Mode, Light
Hands-free Calling	Built-in Microphone
Dimensions	16.8 x 12.5 x 6.5 cm
Weight	450 grams
Impedance	4 Ohm

## 11. WARRANTY AND SUPPORT

---

This product comes with a standard manufacturer's warranty. Please refer to the warranty card included in your package for specific terms and conditions. For technical support, troubleshooting assistance, or warranty claims, please contact your retailer or the Heatz customer service department.

Keep your purchase receipt as proof of purchase for warranty purposes.