

## amazon basics ABPB381

# Amazon Basics 10,000mAh 20W/15W Wireless Power Bank User Manual

Model: ABPB381

## 1. INTRODUCTION

Thank you for choosing the Amazon Basics 10,000mAh 20W Fast Charging and 15W Wireless Charging Power Bank. This manual provides essential information for the safe and efficient use of your device. Please read it thoroughly before operation and retain it for future reference.



Image 1.1: The Amazon Basics 10,000mAh Power Bank, shown held in a hand, highlighting its compact size.

## 2. PRODUCT OVERVIEW

---

### 2.1 Key Features

- **10,000mAh Capacity:** Provides extended power for smartphones, tablets, and other compatible devices.
- **Dual Charging Modes:** Supports 20W wired fast charging and 15W wireless charging.
- **Type-C Port:** Features a versatile Type-C port for both input (recharging the power bank) and output (charging devices).
- **Magnetic Hold:** Ensures stable and reliable wireless charging for compatible devices.
- **8-Layer Safety Protection:** Built-in safeguards against overcharging, short circuits, and overheating.
- **Compact Design:** Travel-friendly space grey finish, designed for portability.

amazon basics

## MORE POWER, LESS HASSLE



DUAL  
CHARGING MODES



TRAVEL  
FRIENDLY



TYPE-C  
PORT



MAGNETIC  
GRIP



8-LAYER  
SAFETY



COMPACT  
SIZE



Image 2.1: Visual representation of the power bank's core features, including charging modes, portability, and safety.

## 2.2 Package Contents

The product package includes:

- 1 x Amazon Basics 10,000mAh 20W/15W Wireless Power Bank (Main Unit)
- 1 x USB Cable (Type-C to Type-C)
- 1 x User Manual (this document)
- 1 x Warranty Card

## 3. SETUP

### 3.1 Initial Charge

Before first use, fully charge your power bank. This ensures optimal battery performance and accuracy of the charge indicator. Connect the included USB Type-C cable to the power bank's Type-C port and to a compatible USB wall adapter (not included).




Image 3.1: A detailed view of the Type-C port on the power bank, used for both input and output.

## 4. OPERATING INSTRUCTIONS

### 4.1 Wired Charging

1. Connect one end of a compatible USB cable (e.g., the included Type-C cable or your device's charging cable) to your device.
2. Connect the other end of the cable to the Type-C output port on the power bank.
3. Charging will begin automatically. The LED indicators on the power bank will illuminate to show the remaining battery level.

### 4.2 Wireless Charging

This power bank supports 15W wireless charging for compatible devices.

1. Ensure your device supports wireless charging.
2. Place your wireless charging compatible device directly onto the designated wireless charging area of the power bank. For optimal performance and magnetic alignment, ensure the device is centered.
3. Wireless charging will commence. The LED indicators will show the power bank's battery status.



Image 4.1: A smartphone positioned on the power bank, illustrating the magnetic alignment for stable wireless charging.

## CHOOSE WIRED OR WIRELESS

- 20W FAST CHARGING
- 10W WIRELESS CHARGING



Image 4.2: The power bank demonstrating both wired and wireless charging capabilities simultaneously.

### 4.3 Recharging the Power Bank

To recharge the power bank:

1. Connect the included USB Type-C cable to the power bank's Type-C input/output port.
2. Connect the other end of the cable to a USB wall adapter (e.g., 20W or higher for faster recharging) or a computer's USB port.
3. The LED indicators will flash to show the charging progress. Once fully charged, all indicators will remain solid.

## 5. MAINTENANCE

- **Cleaning:** Use a soft, dry cloth to clean the power bank. Avoid liquid cleaners or abrasive materials.
- **Storage:** Store the power bank in a cool, dry place away from direct sunlight and extreme temperatures.
- **Battery Care:** To prolong battery life, fully charge the power bank at least once every three months if not in regular use. Avoid fully discharging the battery frequently.
- **Handling:** Do not drop, disassemble, or attempt to repair the power bank yourself.

## 6. TROUBLESHOOTING

**Power bank is not charging devices:**

- Ensure the power bank is sufficiently charged.
- Check if the charging cable is securely connected to both the power bank and the device.
- Verify that the device is compatible with the power bank's charging specifications (wired/wireless).
- For wireless charging, ensure the device is correctly aligned on the charging pad.

**Power bank is not recharging:**

- Ensure the USB Type-C cable is properly connected to the power bank and the power source.
- Try a different USB wall adapter or USB port.
- Verify the power source is active.

**Slow charging:**

- Ensure you are using a fast-charging compatible cable and wall adapter for optimal speed.
- Some devices may limit charging speed to protect their battery.
- Wireless charging is generally slower than wired fast charging.

## 7. SPECIFICATIONS

Feature	Specification
Model Number	ABPB381
Battery Capacity	10,000mAh
Wired Output	Up to 20W (Type-C Power Delivery)
Wireless Output	Up to 15W
Input Port	Type-C
Dimensions (L x W x H)	10.29 cm x 6.87 cm x 1.66 cm
Weight	185.44 g
Special Features	Fast Charging, LED Indicator Lights, Wireless Charging, Magnetic Hold



## SLEEK DESIGN THAT FITS ANYWHERE



Image 7.1: Visual representation of the power bank's physical dimensions and weight.

## 8. SAFETY INFORMATION

Please observe the following safety precautions to prevent damage to the product or injury to yourself:

- Do not expose the power bank to water, moisture, or extreme temperatures (above 45°C or below 0°C).
- Avoid dropping, puncturing, or disassembling the device.
- Keep away from flammable materials and direct sunlight.
- Do not use if the power bank is damaged, swollen, or leaking.
- Keep out of reach of children.
- Dispose of the power bank responsibly according to local regulations.



Image 8.1: Illustration of the power bank's integrated safety features, including protection against overheating and short circuits.


## 9. WARRANTY AND SUPPORT

Your Amazon Basics Power Bank comes with a warranty. Please refer to the included Warranty Card for details regarding coverage, terms, and conditions. For technical support, troubleshooting assistance, or warranty claims, please contact Amazon Basics customer service through the official Amazon website or your purchase platform.


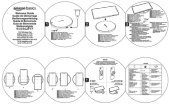



Please have your model number (ABPB381) and proof of purchase ready when contacting support.

© 2025 Amazon Basics. All rights reserved.

### Related Documents - ABPB381

 Ultra-Portable Power Bank Banque de Chargeport Ultra-Portable Ultragrahane Powerbank Power Bank Ultraportable Power Bank Ultraportall Ultragrahane Powerbank ウルトラポータブルパワーバンク B08443FJ3W	<a href="#">Amazon Basics Ultra-Portable Power Bank: User Guide &amp; Specifications</a> Comprehensive guide for the Amazon Basics Ultra-Portable Power Bank (Model B08443FJ3W), detailing usage, safety, charging, specifications, and disposal.
---	--



	<p><a href="#">Amazon Basics Qi Certified Wireless Charging Pad - User Manual</a></p> <p>User manual and safety information for the Amazon Basics Qi Certified Wireless Charging Pad (10W/15W). Covers important safety instructions, operation, indicator light status, technical specifications, RF exposure, FCC compliance, EU declaration, disposal guidelines, and customer feedback channels.</p>
	<p><a href="#">Amazon Basics 15W Qi Wireless Charging Pad: User Guide &amp; Compatibility</a></p> <p>Welcome guide for the Amazon Basics 15W Qi-certified wireless charging pad. Learn about setup, charging indicators, compatibility with iPhone, Samsung, LG, and important warnings.</p>
	<p><a href="#">Amazon Basics Wired USB-C Earbuds with Microphone User Manual</a></p> <p>User manual and specifications for Amazon Basics Wired USB-C Earbuds with Microphone (Model BOCYSSF1CP, AMZ-E8090A). Includes safety, usage, and troubleshooting information.</p>
	<p><a href="#">Amazon Basics USB 3.1 Type-C Docking Station - Expand Connectivity</a></p> <p>Explore the Amazon Basics USB 3.1 Type-C Docking Station, offering HDMI, VGA, Ethernet, USB-A ports, SD card reader, and 100W PD charging for enhanced laptop connectivity. Compatible with models B081TCNTTN, B081TCG3MY, B081TDPVMQ, B081TDNDZ4, B081TCG3PS.</p>
	<p><a href="#">Amazon Basics Portable Air Conditioner Dehumidifier Manual - Safety, Operation, Installation</a></p> <p>User manual for Amazon Basics portable air conditioner and dehumidifier (models B07ZHQDF7B, B07ZHQFNX8, B07ZHQTBGs, B07ZHQV1GT). Includes safety guidelines, product features, operating instructions, and installation steps for various window types. Available in multiple languages.</p>