

## GOBOULT Fluid X

# GOBOULT Fluid X Bluetooth Wireless Headphones User Manual

Model: Fluid X

## 1. INTRODUCTION

Thank you for choosing the GOBOULT Fluid X Bluetooth Wireless Headphones. This manual provides essential information for the safe and efficient use of your new headphones. Please read it carefully before use and retain it for future reference.

The GOBOULT Fluid X headphones offer a premium audio experience with features such as 60 hours of playtime, a Zen ENC microphone for clear calls, 40mm bass drivers, Combat™ Gaming Mode, and Bluetooth 5.4 connectivity.

## 2. WHAT'S IN THE BOX

Please check the package contents to ensure all items are present:

- GOBOULT Fluid X Headphones
- Type-C Charging Cable
- User Manual
- Ear Cushions (pre-installed)
- Warranty Card

## 3. PRODUCT OVERVIEW

Familiarize yourself with the components and controls of your GOBOULT Fluid X headphones.



Image: GOBOULT Fluid X Headphones, black color, showcasing the over-ear design and headband.

### 3.1 Controls and Ports

# Button Controls



One tap.  
Total control



Image: Close-up of the right earcup showing button controls for Voice Assistant, Volume Up, Volume Down, and Power.

- **Power Button:** Used for powering on/off and pairing.
- **Volume Up (+):** Increases audio volume.
- **Volume Down (-):** Decreases audio volume.
- **Multi-function Button (MFB):** Controls playback, calls, and voice assistant.
- **Type-C Charging Port:** For charging the headphones.
- **3.5mm Audio Jack:** For wired connection (if applicable).


## 3.2 Design Features

# Engineered to Move

**Adjustable  
Headband**



**Movable cups,  
max comfort**



**Foldable and  
Rotational design**



Image: Demonstrates the adjustable headband and foldable design of the GOBOULT Fluid X headphones for portability and comfort.


- **Adjustable Headband:** For a comfortable and secure fit.
- **Foldable Design:** Allows for compact storage and portability.
- **Movable Earcups:** Designed for maximum comfort during extended use.
- **Memory Foam Ear Cushions:** Provides enhanced comfort and passive noise isolation.

## 4. SETUP

### 4.1 Charging the Headphones

Before first use, fully charge your GOBOULT Fluid X headphones.





**60H**  
Playtime

Built for the  
long haul

**10** min **= 3** hours  
Charge Playtime

**Lightning Boul™**  
**Type-C Fast Charging**



Image: Highlights the 60-hour playtime and Type-C fast charging feature, showing 10 minutes of charge provides 3 hours of playtime.

1. Connect the Type-C charging cable to the charging port on the headphones.
2. Connect the other end of the cable to a USB power adapter (not included) or a computer's USB port.
3. The LED indicator will show charging status (e.g., red for charging, blue/off for fully charged).
4. A full charge provides up to 60 hours of playtime. Fast charging allows for 3 hours of playtime with just 10 minutes of charge.

## 4.2 Bluetooth Pairing

Pair your headphones with your device for wireless audio.

# Latest Bluetooth 5.4

Seamless  
Blink & Pair™



Image: Illustrates the seamless Bluetooth 5.4 connectivity and fast pairing process with a smartphone.

1. Ensure the headphones are charged and powered off.
2. Press and hold the Power button for approximately 5-7 seconds until the LED indicator flashes red and blue alternately, indicating pairing mode.
3. On your device (smartphone, tablet, laptop), enable Bluetooth and search for available devices.
4. Select "GOBOULT Fluid X" from the list of devices.
5. Once connected, the LED indicator will turn solid blue or flash slowly.
6. The headphones will automatically reconnect to the last paired device when powered on, if within range.

## 5. OPERATING INSTRUCTIONS

### 5.1 Power On/Off

- **Power On:** Press and hold the Power button for 3 seconds.
- **Power Off:** Press and hold the Power button for 5 seconds.

## 5.2 Music Playback

- **Play/Pause:** Press the MFB once.
- **Next Track:** Press and hold Volume Up (+) for 2 seconds.
- **Previous Track:** Press and hold Volume Down (-) for 2 seconds.
- **Volume Up:** Short press Volume Up (+).
- **Volume Down:** Short press Volume Down (-).

## 5.3 Calling Functions



# ZEN™ ENC

## Mic Processing calling

 Clear Mic pickup

 Surround noise reduction

Filter the world.  
Focus on words.



## Environmental Noise Cancellation

Image: Highlights the Zen ENC (Environmental Noise Cancellation) microphone for clear voice pickup and surround noise reduction during calls.

- **Answer/End Call:** Press the MFB once.
- **Reject Call:** Press and hold the MFB for 2 seconds.
- **Redial Last Number:** Double-press the MFB.

## 5.4 Combat™ Gaming Mode



Activate Combat™ Gaming Mode for ultra-low latency audio, optimized for gaming.

# 50ms

ultra low latency



Optimized  
for Mobile  
Gaming

## Combat™ Gaming Mode

Faster Sound. Fast Reflex

Image: Shows the headphones with a graphic indicating 50ms ultra-low latency, optimized for mobile gaming with Combat™ Gaming Mode.

- **Activate/Deactivate Gaming Mode:** Refer to the specific button combination in your quick start guide or product packaging. Typically, this is a triple-press of the MFB or a dedicated button.

### 5.5 Voice Assistant

Access your device's voice assistant (Siri, Google Assistant) directly from your headphones.



# IPX5 Water Resistant

Talk easy.  
Move freely



Splash Proof



Rain Proof



Sweat Proof



## Personalized AI Assistant



Hey Siri



Ok Google

Image: Displays the headphones with icons for Hey Siri and Ok Google, indicating support for personalized AI assistants.

- **Activate Voice Assistant:** Short press the Voice Assistant button (if available) or double-press the MFB (refer to product specific controls).

### 5.6 Wired Mode

For situations where Bluetooth is not available or preferred, you can use the headphones in wired mode.

# Choose your Mode!



Image: Shows the GOBOULT Fluid X headphones connected wirelessly to a phone and also with an optional wired connection, illustrating both modes of operation.

- Connect a 3.5mm audio cable (not included) from your device's audio output to the 3.5mm audio jack on the headphones.
- In wired mode, the headphones will function passively, and some electronic features (like ENC, Gaming Mode) may not be available.

## 6. MAINTENANCE

Proper care will extend the life of your GOBOULT Fluid X headphones.

## Flexible headband



## Memory Foam



# Refined Ergonomic Design




Image: Details the refined ergonomic design, flexible headband, memory foam, exquisite twill fabric, and metallic hinge pivot of the headphones.

- **Cleaning:** Wipe the headphones with a soft, dry cloth. Do not use abrasive cleaners or solvents.
- **Storage:** Store the headphones in a cool, dry place, away from direct sunlight and extreme temperatures. Use the foldable design for compact storage.
- **Water Resistance:** The headphones are IPX5 water resistant, meaning they can withstand splashes and sweat. Do not submerge them in water.
- **Battery Care:** To preserve battery life, charge the headphones regularly, even if not in frequent use. Avoid fully discharging the battery for extended periods.

## 7. TROUBLESHOOTING

If you encounter issues with your headphones, refer to the following common problems and solutions:

Problem	Possible Cause	Solution
---------	----------------	----------

Problem	Possible Cause	Solution
Headphones do not power on	Low battery	Charge the headphones fully.
Cannot pair with device	Headphones not in pairing mode; Bluetooth off on device; device too far	Ensure headphones are in pairing mode (flashing red/blue). Turn on Bluetooth on your device. Move device closer to headphones (within 10 meters). Forget previous pairings on your device and try again.
No sound or low volume	Volume too low; headphones not connected; incorrect audio output selected	Increase volume on both headphones and device. Re-pair headphones. Check device's audio output settings.
Poor call quality	Environmental noise; weak signal	Ensure Zen ENC is active. Move to a quieter environment. Ensure strong Bluetooth connection.
Intermittent connection	Interference; device too far; low battery	Move away from other wireless devices. Ensure device is within 10 meters. Charge headphones.

## 8. SPECIFICATIONS

Detailed technical specifications for the GOBOULT Fluid X Headphones:



# 40mm Drivers

BoomX™  
Technology



Deep  
Supreme Bass



High-Fidelity  
AAC SBC Codec  
Supported



Image: Cross-section view highlighting the 40mm drivers and BoomX™ Technology for deep supreme bass and high-fidelity AAC SBC codec support.

- **Model Name:** Fluid X
- **Connectivity Technology:** Bluetooth, Wireless
- **Wireless Communication Technology:** Bluetooth 5.4
- **Bluetooth Range:** 10 Metres
- **Audio Driver Size:** 40 Millimetres
- **Audio Driver Type:** Dynamic Driver
- **Audio Latency:** 60 Milliseconds (50ms in Combat™ Gaming Mode)
- **Battery Life:** Up to 60 Hours (advertised), 40 Hours (specification)
- **Charging Port:** Type-C Fast Charging Jack
- **Noise Control:** Passive Noise Cancellation (Zen ENC for Mic)
- **Sensitivity:** 118 dB
- **Impedance:** 32 Ohm
- **Water Resistance Level:** IPX5 (Water Resistant)

- **Control Method:** Push Button
- **Item Weight:** 205 Grams
- **Product Dimensions:** 22 x 20 x 83 cm
- **Included Components:** Ear Cushions, Headphone, Type C Charging Cable, User Manual, Warranty Card

## 9. WARRANTY AND SUPPORT

Your GOBOULT Fluid X Headphones come with a manufacturer's warranty.

- **Warranty Period:** 1-Year Manufacturer Warranty.
- **Warranty Coverage:** Covers manufacturing defects. Please refer to the included Warranty Card for full terms and conditions.
- **Customer Support:** For technical assistance, warranty claims, or further inquiries, please visit the official GOBOULT website or contact their customer service as per the details on your Warranty Card.

