

[Manuals.plus](#) /

> [CHOOCL](#) /

> CHOOCL Bluetooth Car Adapter Instruction Manual for Honda and Acura Vehicles

## CHOOCL B0F4XLDBQK

# CHOOCL Bluetooth Car Adapter Instruction Manual


Model: B0F4XLDBQK

## 1. PRODUCT OVERVIEW

---

The CHOOCL Bluetooth Car Adapter provides seamless wireless audio streaming for compatible Honda and Acura vehicles. This adapter allows you to connect your smartphone via Bluetooth to your car's audio system, enabling music playback with high-quality sound and control through existing car interfaces.

# Works with iPhone/Android



Compatible with all music  
applications real-time  
display of song information

Image: The CHOOCL Bluetooth Car Adapter, a compact device designed for car audio integration.

## 2. VEHICLE COMPATIBILITY

This Bluetooth adapter is designed for specific Honda and Acura models equipped with a USB port. Please verify your vehicle's compatibility before installation.

- **Honda Vehicles:**

- 8th/9th-generation Accord
- Civic (2012-2014)
- Crosstour (2012)

- CR-V
- CR-Z (2011-2015)
- **Acura Models:**
  - MDX (2007–2011)
  - TL (2009–2012)
  - TSX (2009–2012)

The adapter is compatible with both iOS and Android devices for music streaming.



Image: The adapter connects directly to your vehicle's factory USB interface, requiring no wiring modifications.

### 3. KEY FEATURES

- **Premium Sound Performance:** Equipped with a Qualcomm chip, the adapter delivers 24-bit audio and advanced DSP processing. It supports aptX, aptX-LL, and aptX-HD for stable, high-quality wireless audio.
- **Steering Wheel & Multimedia Controls:** Manage music playback effortlessly using your car's existing steering wheel or multimedia controls. This allows you to skip tracks and adjust volume without diverting attention from the road.
- **On-Screen Music Information:** Compatible with iOS and Android devices, the adapter displays artist and track information directly on your car's screen, enhancing convenience and safety.
- **Automatic Reconnection:** The adapter actively connects to your mobile device's Bluetooth every time you enter the vehicle, ensuring a quick and hassle-free start to your audio streaming.
- **Simultaneous Phone Connection:** While the adapter handles music streaming, your car's native Bluetooth can remain active for phone calls, allowing for simultaneous connection to both functions.

## Wireless connection, Lossless Audio



Image: Key features of the CHOOCL Bluetooth Car Adapter, including wireless connectivity, fast pairing, stable connection, and high-resolution audio.

## 4. SETUP AND INSTALLATION

---

Follow these simple steps to install and connect your CHOOCL Bluetooth Car Adapter:

1. **Plug into USB Port:** Locate the USB port in your compatible Honda or Acura vehicle. Plug the CHOOCL Bluetooth adapter into this port. Wait for the adapter to power on and indicate readiness (e.g., a flashing light).

# WHY CHOOSE US?






CHOOCL Bluetooth Adapter	Others
 <b>Qualcomm Chip</b> aptX, aptX-LL, aptX-HD	<b>Other Chip</b> Average sound Quality
 <b>High-quality Audio</b> HD decoding formats	<b>Poor Audio Quality</b> Not support HD decoding
 <b>Stable Streaming</b> Strong stability	<b>Unstable Connection</b> Stuttering & Latency
 <b>OEM Button Controls</b> Support OEM button to switch songs	<b>Inconvenient Operation</b> Not support OEM button control
 <b>Multifunctional</b> Displays song information	<b>Basic Functionality</b> Only play music

Image: The CHOOCL adapter connected to the car's USB port.

- Pair with Smartphone:** On your smartphone, go to Bluetooth settings. Search for "CHOOCL" or a similar device name and select it to pair. Once connected, your phone will confirm the pairing.

# Automatic reconnection

Automatically reconnect on the car

The adapter will actively connect to your mobile Bluetooth every time you enter the vehicle.

**Note:**

The adapter will actively connect to the last connected device. If there are other mobile phones connected before, you need to connect manually this time.



Image: A smartphone displaying successful Bluetooth connection to the CHOOCL adapter.

3. **Select Audio Source:** On your car's multimedia system, navigate to the audio source selection. Choose "iPod" or the corresponding USB audio input to enable streaming from the adapter.
4. **Play Music:** Open your preferred music application on your smartphone and begin playing audio. The sound will now stream wirelessly through your car's speakers.

Video: An official demonstration of the CHOOCL Bluetooth Car Adapter's installation and initial setup process in a Honda Accord.

## 5. OPERATING INSTRUCTIONS

Once connected, operating the CHOOCL Bluetooth Car Adapter is intuitive:

- **Music Playback:** Control music directly from your smartphone or use your car's steering wheel controls

(e.g., skip track, volume up/down) and dashboard multimedia buttons.

- **Display Information:** Song titles and artist information from your streaming app will appear on your car's display screen.
- **Phone Calls:** The adapter is designed for music streaming. For phone calls, your car's native Bluetooth system will handle the call functions. The adapter allows for simultaneous connection, so you can stream music and receive calls through your car's system without manual switching.

## Compatible with Accord Multimedia System

### ① 9th Generation Accord



### ② 8th Generation Accord



### ③ Accord 9th Gen Facelift



Image: The car's display showing track information, demonstrating the adapter's ability to integrate with the vehicle's infotainment system.

# Compatible Car Model

Civic(2012-2014)



Crosstour(2012)



Acura MDX(2007-2011)



Image: Steering wheel controls, which can be used to manage music playback through the adapter.

## 6. TROUBLESHOOTING

If you encounter issues with your CHOOCL Bluetooth Car Adapter, consider the following:

- **No Sound/Connection Issues:**
  - Ensure the adapter is fully inserted into the USB port.
  - Verify that your car's audio source is set to the correct USB/iPod input.
  - Check your phone's Bluetooth settings to confirm it is paired and connected to the CHOOCL adapter. Try unpairing and re-pairing if necessary.

- Restart your car's ignition and your smartphone.
- **Intermittent Connection:**
  - Ensure your phone is within close proximity to the adapter.
  - Check for potential interference from other electronic devices.
- **Controls Not Responding:**
  - Confirm your car's system is fully loaded and responsive.
  - Some car models may have specific requirements for external device control; refer to your vehicle's owner's manual.

For further assistance, please refer to the support information in Section 8.

## 7. SPECIFICATIONS

Feature	Detail
Brand	CHOOCL
Hardware Interface	USB
Compatible Devices	IOS and Android smartphones
Data Link Protocol	Bluetooth (with aptX, aptX-LL, aptX-HD support)
Item Weight	45 Grams
Minimum Required OS	Android 1.0, Android 3.0 Honeycomb
Number of Items	1
Manufacturer	CHOOCL
Built-In Media	Cable

## 8. WARRANTY AND SUPPORT

CHOOCL offers after-sales support for this product. If you have any questions, require technical assistance, or need to address warranty-related concerns, please contact the seller, Choocl, directly through the platform where the purchase was made.

Please retain your proof of purchase for warranty claims.