

comiso E8

User Manual for comiso E8 Wireless Earbuds

Model: E8 | Brand: comiso

INTRODUCTION

The comiso E8 Wireless Earbuds are designed to provide a high-quality audio experience with advanced features for daily use and sports activities. These earbuds incorporate Bluetooth 5.3 technology for stable connectivity, enhanced bass for immersive sound, and Environmental Noise Cancellation (ENC) for clear calls. With a comfortable over-ear hook design and intuitive touch controls, the E8 earbuds offer extended playtime and broad compatibility with various devices.



Image: Comiso E8 Wireless Earbuds, black, resting in their compact charging case. The earbuds feature soft ear hooks and a sleek design, with indicator lights visible.

SETUP GUIDE

1. Initial Charging

Before first use, ensure the earbuds and charging case are fully charged. Connect the provided Type-C charging cable to the charging case and a power source. A full charge takes approximately 2.5 hours. The charging case provides multiple charges, extending the total playtime up to 70 hours.



Image: The Comiso E8 charging case connected to a Type-C charging cable, illustrating the charging process and highlighting the long battery life of 70 hours with the case.

2. Pairing with Your Device

The E8 earbuds feature one-step auto pairing for convenience.

1. Ensure Bluetooth is enabled on your smartphone or other compatible device (iOS, Android, Windows).
2. Open the top cover of the charging case. The earbuds will automatically power on and enter pairing mode. You do not need to remove them from the case for the initial connection.
3. On your device, search for Bluetooth devices and select "E8" from the list.
4. Once connected, the earbuds are ready for use. They will automatically reconnect to the last paired device when the case is opened, if Bluetooth is active on the device.

One Step Auto Pairing

Rotating the top cover, earbuds can be paired after first connection



Image: A Comiso E8 earbud and its charging case next to a smartphone displaying its Bluetooth settings, showing "E8" as a connected device, illustrating the one-step auto pairing process.

OPERATING INSTRUCTIONS

Wearing the Earbuds

The E8 earbuds are designed with soft silicone ear hooks and flat-shaped ear tips for a secure and comfortable fit, especially during sports and active use. Gently place the earbud into your ear canal and adjust the ear hook over your ear until it feels stable and comfortable. Each earbud weighs approximately 5 grams.



Lightweight & Ergonomic Designed for Sports

Image: A person wearing a Comiso E8 earbud during a workout, demonstrating the secure and ergonomic fit of the earbud with its over-ear hook design.

Touch Controls

The E8 earbuds feature intuitive touch controls on each earbud for managing calls, music playback, and activating voice assistants. The touch-sensitive area is located on the outer surface of each earbud.

- **Answer/End Call:** Single tap on either earbud.
- **Reject Call:** Press and hold either earbud for 2 seconds.
- **Play/Pause Music:** Single tap on either earbud.
- **Next Song:** Double tap the right earbud.
- **Previous Song:** Double tap the left earbud.
- **Volume Up:** Triple tap the right earbud.
- **Volume Down:** Triple tap the left earbud.
- **Activate Voice Assistant (Siri/Google Assistant):** Press and hold either earbud for 2 seconds (after rejecting call function).

- **Switch Game/Music Mode:** Quadruple tap on either earbud. This activates a low-latency mode (45ms) ideal for gaming.
- **Clear Pairing List:** Press and hold both earbuds for 8 seconds.




Image: A diagram illustrating various touch control gestures for the Comiso E8 earbuds, including single, double, triple, and long presses for functions like call management, music playback, volume control, voice assistant, and mode switching.



Image: The Comiso E8 earbuds and charging case, with graphics indicating a 45ms ultra-low latency mode for gaming and a standard music mode, activated by touch control.

MAINTENANCE

Proper maintenance ensures the longevity and optimal performance of your comiso E8 earbuds.

- **Cleaning:** Regularly wipe the earbuds and charging case with a soft, dry, lint-free cloth. For ear tips, you may use a slightly damp cloth and ensure they are completely dry before reattaching. Do not use harsh chemicals or abrasive materials.
- **Storage:** When not in use, store the earbuds in their charging case to protect them from dust and damage. Keep them in a cool, dry place, away from direct sunlight and extreme temperatures.
- **Charging:** Charge the case and earbuds regularly, even if not used frequently, to maintain battery health. Avoid fully depleting the battery for extended periods.
- **Water Exposure:** While designed for sports, avoid submerging the earbuds in water. Wipe off sweat or moisture

immediately after use.

TROUBLESHOOTING

If you encounter issues with your comiso E8 earbuds, refer to the following common solutions:

Problem	Possible Solution
Earbuds not pairing or connecting.	<ul style="list-style-type: none">• Ensure Bluetooth is enabled on your device and the earbuds are within range.• Make sure the earbuds are charged.• Forget "E8" from your device's Bluetooth list and attempt to re-pair.• Clear the pairing list on the earbuds by pressing and holding both earbuds for 8 seconds. Then, try pairing again.
No sound from one or both earbuds.	<ul style="list-style-type: none">• Check the volume level on both your device and the earbuds.• Ensure earbuds are properly seated in your ears.• Reconnect the earbuds to your device.• Try playing audio from a different application or source.
Earbuds not charging.	<ul style="list-style-type: none">• Ensure the charging cable is securely connected to both the case and the power source.• Check if the charging indicator lights on the case are active.• Try a different charging cable or power adapter.• Ensure the charging contacts on the earbuds and inside the case are clean and free of debris.
Poor call quality.	<ul style="list-style-type: none">• Ensure the microphone is not obstructed.• Move closer to your connected device to improve signal strength.• Check for environmental noise interference; the ENC feature works best in moderate noise.

SPECIFICATIONS

Model Name	COMISO E8
Bluetooth Version	5.3
Battery Life	Up to 70 Hours (with charging case)
Charging Time	Approximately 2.5 Hours

Frequency Range	20Hz - 20kHz
Speaker Driver Size	10mm Graphene Dynamic Driver
Control Type	Touch Control
Ear Placement	In Ear with Over-Ear Hooks
Single Earbud Weight	Approx. 5 grams (0.18 Oz)
Total Item Weight	70 grams (2.47 ounces)
Product Dimensions	3.5 x 1.9 x 1.1 inches
Compatible Devices	iOS/Android/Windows system
Noise Control	Sound Isolation, ENC Call Noise Cancellation

HI-FI Stereo & Bass Sound

Acoustic echo cavity & Metal diaphragm Immersive sound with deep bass



Image: An exploded diagram of the Comiso E8 earbud, showcasing its internal components including the 10mm speaker, acoustic

echo cavity, and metal diaphragm, which contribute to its HI-FI stereo and rich bass sound.







WARRANTY AND SUPPORT

For detailed warranty information regarding your comiso E8 Wireless Earbuds, please refer to the warranty card included in the product packaging or consult the retailer from whom you purchased the product. Warranty terms and conditions may vary by region and retailer.

If you require technical support or have questions not covered in this manual, please contact comiso customer service through their official website or the contact information provided with your purchase. Please have your product model (E8) and purchase details ready when contacting support.

© 2025 comiso. All rights reserved.

Related Documents - E8

	<p>COMISO C17PRO Wireless Bluetooth Speaker: User Guide and Specifications</p> <p>Comprehensive guide for the COMISO C17PRO Wireless Bluetooth Speaker, covering setup, TWS pairing, troubleshooting, specifications, and warranty information.</p>
	<p>COMISO C15 IPX7 Waterproof Wireless Speaker User Manual</p> <p>Comprehensive user manual for the COMISO C15 IPX7 Waterproof Wireless Speaker (Model 96110). Learn about its features, functions, Bluetooth connectivity, TWS pairing, light modes, specifications, safety guidelines, and troubleshooting tips.</p>
	<p>Comiso X26M Wireless Speaker User Manual and Specifications</p> <p>This document provides comprehensive instructions, troubleshooting tips, and specifications for the Comiso X26M wireless speaker, including details on Bluetooth pairing, charging, and warranty information.</p>
	<p>COMISO C15 Wireless Waterproof Speaker User Manual</p> <p>Comprehensive user manual for the COMISO C15 Wireless Waterproof Speaker, detailing features, operation, safety instructions, and troubleshooting.</p>
	<p>FCC Confidentiality Request for X26L Device by COMISO</p> <p>Confidentiality request letter submitted to the FCC for the X26L wireless speaker by SHENZHEN COMISO DIGITAL TECHNOLOGY LIMITED, detailing requested confidentiality periods for exhibits.</p>
	<p>Comiso E6 Wireless Earbuds - High-Quality Audio with Ergonomic Design</p> <p>Discover the Comiso E6 Wireless Earbuds, featuring Bluetooth 5.0, 800mAh charging case, IPX7 waterproof rating, and noise isolation for an immersive listening experience.</p>

