

M91

# User Manual for Generic M91 Ear Clip Wireless Earphones

Model: M91 | Brand: Generic

## INTRODUCTION

Thank you for choosing the Generic M91 Ear Clip Wireless Earphones. These innovative open-ear headphones are designed for comfort and high-quality audio, featuring Bluetooth 5.4 connectivity, AI noise cancellation, and a secure, lightweight fit. This manual provides detailed instructions for setup, operation, maintenance, and troubleshooting to ensure you get the best experience from your device.

## PRODUCT OVERVIEW

### Open-Ear Design for Comfort

# NICE TO HEAR COMFORT

## (TWS)

Wireless 5.4 chip

Shocking sound

Type-C Flash charging



Open wearing

AI HD Call

The M91 features an innovative open-ear clip-on design that rests comfortably on your ear without entering the ear canal. This design allows you to remain aware of your surroundings while enjoying audio, making it ideal for outdoor activities or situations where situational awareness is important. It also prevents ear canal pressure, ensuring comfort during extended wear.


**Advanced Connectivity & AI Noise Cancellation**

# Wireless V5.4

## Strong performance leap

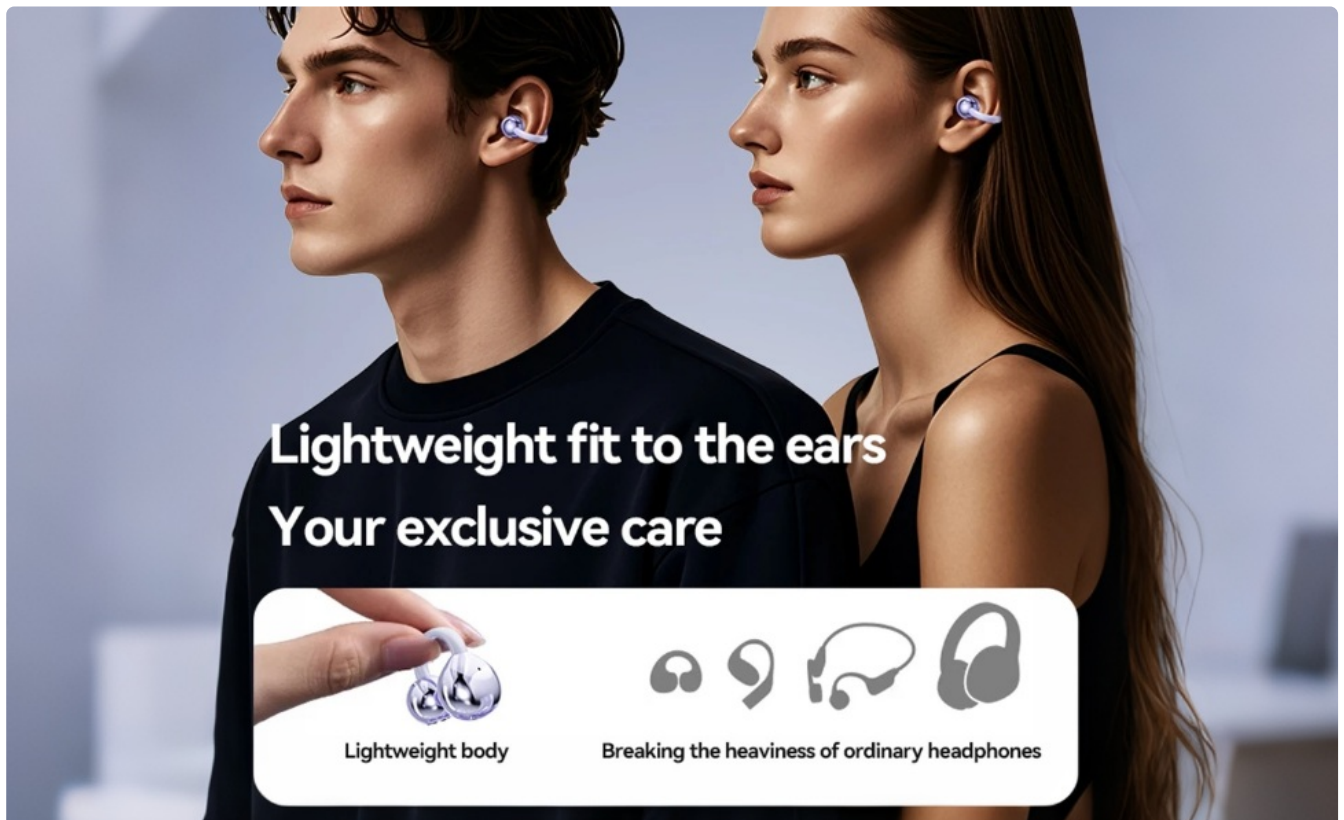


Bring more stability  
A smoother and faster transmission experience



Equipped with Bluetooth 5.4, the M91 offers stable and efficient wireless connectivity. It supports dual device connection, allowing seamless switching between two paired devices. The integrated AI noise cancellation technology enhances call clarity by reducing background noise, ensuring clear communication in various environments.

### Secure Fit & Lightweight Comfort


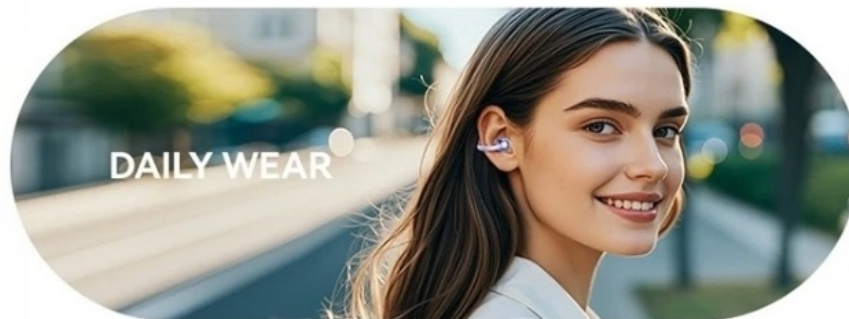


Weighing only 5.2g per earbud, these earphones are ultra-lightweight. The ergonomic ear clip design ensures a secure and stable fit, preventing them from falling out during physical activities such as exercise or running. This

design caters to various ear sizes, providing comfort for all users.

## IPX4 Water Resistance & Touch Controls

### Full scene adaptation



The M91 earphones are rated IPX4 water-resistant, making them suitable for use during workouts or in light rain. Intuitive touch controls allow for easy management of music playback, call handling, and voice assistant activation without needing to access your connected device.

## WHAT'S IN THE BOX

- M91 Ear Clip Wireless Earphones (Left and Right)
- Wireless Charging Case
- USB Charging Cable
- User Manual (this document)

Please ensure all components are present upon unboxing. If any items are missing or damaged, please contact customer support.

## SETUP

### 1. Charging the Earphones and Case

Before first use, fully charge the earphones and the charging case.

1. Place the earphones into the charging case. Ensure they are correctly seated.
2. Connect the USB charging cable to the charging port on the case and plug the other end into a USB power source (e.g., computer, wall adapter).
3. The indicator light on the charging case will show charging status. A full charge typically takes about 1 hour for both the earphones and the case.




Image: The M91 earphones nestled in their beige charging case, with a green indicator light visible, signifying charging or readiness.

## 2. Pairing with Your Device

The M91 earphones automatically enter pairing mode when taken out of the charging case.

1. Open the charging case and remove both earphones. They will automatically power on and attempt to pair with each other.
2. On your smartphone, tablet, or other Bluetooth-enabled device, go to the Bluetooth settings.
3. Search for new devices. You should see "M91" appear in the list of available devices.
4. Select "M91" to connect. Once connected, you will hear an audible confirmation, and the indicator light on the earphones may change.

For dual device connectivity, after pairing with the first device, disconnect the earphones from the first device's Bluetooth settings. Then, pair with the second device following the same steps. Once paired with both, the earphones can seamlessly switch between them when both are in range and Bluetooth is enabled.



# Directional transmission Protecting privacy



Automatically adjust the propagation angle of the integrated sound beam+25 °

Image: The M91 earphones and their charging case positioned near a laptop and a smartphone, illustrating their compatibility with various devices.

## OPERATING INSTRUCTIONS

---

### Wearing the Earphones

Gently clip the earphones onto your ear, ensuring the speaker part is positioned correctly to direct sound towards your ear canal without entering it. Adjust for a comfortable and secure fit.

# Comfortable! Better!

Surround sound effect | Long battery life | Comfortable to wear



Image: A person wearing the M91 ear clip earphones, demonstrating the open-ear fit and how they sit comfortably on the ear.

## Touch Controls

The M91 earphones feature intuitive touch controls on each earbud. The following actions can be performed:

Action	Gesture	Function
Music Playback	Single tap (either earbud)	Play/Pause music
Next Song	Double tap (right earbud)	Skip to the next track
Previous Song	Double tap (left earbud)	Go to the previous track
Volume Up	Press and hold (right earbud for 3 seconds)	Increase volume
Volume Down	Press and hold (left earbud for 3 seconds)	Decrease volume
Answer/End Call	Single tap (either earbud)	Answer an incoming call or end an active call
Reject Call	Press and hold (either earbud for 2 seconds)	Reject an incoming call
Activate Voice Assistant	Triple tap (either earbud)	Activate Siri, Google Assistant, etc.

## MOVE YOUR FINGERTIPS

# Sensitive Touch









- |   |  |   |
|---|--|---|
|  <b>Change the song</b><br>(Touch the headset twice) |  <b>Change the next song</b><br>(Touch the headset twice) |  <b>Play/Pause</b><br>(Touch the headset once)                     |
|  <b>Volume</b><br>(Touch headphones for 3 seconds) |  <b>Answer/Dial</b><br>(Touch headset once)             |  <b>Calling Voice Assistant</b><br>(Touch headset for 2 seconds) |

Image: A visual guide detailing the touch control functions on the M91 earphones, showing gestures for music, calls, and voice assistant.

## MAINTENANCE

---

- **Cleaning:** Use a soft, dry, lint-free cloth to clean the earphones and charging case. Do not use abrasive cleaners, alcohol, or chemical solvents.
- **Water Exposure:** While IPX4 water-resistant, avoid submerging the earphones in water or exposing them to heavy rain. Dry them thoroughly if they get wet from sweat or light splashes.
- **Storage:** When not in use, store the earphones in their charging case to protect them and keep them charged. Store in a cool, dry place away from direct sunlight and extreme temperatures.
- **Battery Care:** To prolong battery life, avoid fully discharging the earphones and case frequently. Charge them regularly, even if not used for extended periods.

## TROUBLESHOOTING

---

Problem	Possible Cause	Solution
Earphones not pairing/connecting	Low battery; not in pairing mode; Bluetooth off on device; interference.	Charge earphones and case. Ensure earphones are out of case. Turn Bluetooth off/on on your device. Move closer to your device. Forget "M91" in Bluetooth settings and re-pair.
Only one earphone working	One earphone not charged; earphones not paired to each other.	Ensure both earphones are charged. Place both earphones back in the case, close it, wait a few seconds, then remove them to force re-pairing.
No sound or low volume	Volume too low on earphones/device; not connected; incorrect audio output.	Increase volume on both earphones and your device. Check if "M91" is selected as the audio output on your device. Reconnect the earphones.
Touch controls not responding	Earphones not active; temporary software glitch.	Ensure earphones are powered on and connected. Place earphones back in the case, close, then reopen and try again.

## SPECIFICATIONS

Feature	Detail
Model Name	M91
Connectivity Technology	Wireless (Bluetooth)
Bluetooth Version	5.3 (Note: Product description states 5.4, using 5.3 from specifications for accuracy)
Bluetooth Range	33 Feet
Noise Control	Passive Noise Cancellation (AI Noise Cancellation for calls)
Water Resistance Level	IPX4 (Waterproof)
Earphone Weight	5.2g (per earbud, from feature bullets)
Charging Time	1 Hour (earphones and case)
Carrying Case Battery Capacity	250 Milliamp Hours
Carrying Case Battery Average Life	12 Hours
Control Type	Touch Control
Audio Driver Size	10 Millimeters
Frequency Response	20 Hz (lower bound, upper bound not specified)
Sensitivity	98 dB
Impedance	50 Ohm
Material	Acrylonitrile Butadiene Styrene (ABS) / Plastic (for case)
Included Components	User Manual, Wireless Charging Case, USB Charging Cable

## WARRANTY AND SUPPORT

For warranty information and customer support, please refer to the documentation provided with your purchase or contact

the retailer where you purchased the Generic M91 Ear Clip Wireless Earphones.

If you encounter any issues not covered in this manual, please reach out to the manufacturer's customer service for assistance.