



Manuals.plus /

› Work House Signs /

› Work House Signs Aluminum Composite Sign User Manual

Work House Signs B0F4KZLDK5

Work House Signs Aluminum Composite Sign User Manual

Model: B0F4KZLDK5
Brand: Work House Signs

INTRODUCTION

This manual provides essential information for the proper installation, care, and maintenance of your Work House Signs Durable Aluminum Composite Sign. Designed for long-lasting performance, these signs are suitable for both indoor and outdoor environments. They feature customizable mounting options to fit various applications.

The specific sign covered by this manual displays the message: "**No alterar la temperatura del agua**" (Do Not Alter Water Temperature).

PRODUCT OVERVIEW

**No alterar la
temperatura del
agua**

Image: Front view of the 8.5"x10" black aluminum composite sign with the warning message.

A photograph of a brick wall with a black sign in the center. Above the sign is a black lamp with a glowing light bulb. The sign has a white border and contains the text "No alterar la temperatura del agua" in white. The wall is dark red brick, and the lamp is positioned at the top center of the frame.

**No alterar la
temperatura del
agua**

Image: The sign displayed on a brick wall, illustrating its visual impact in an environment.

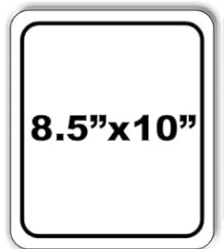

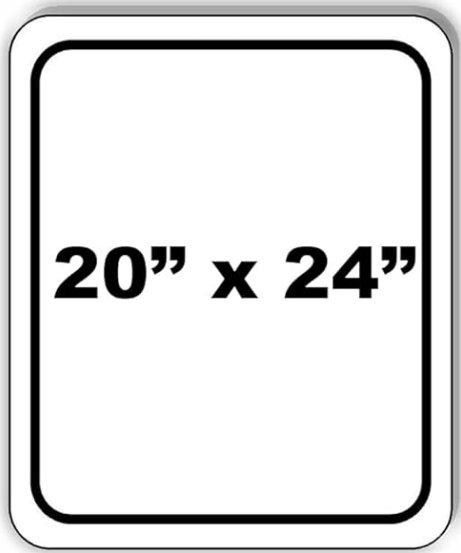
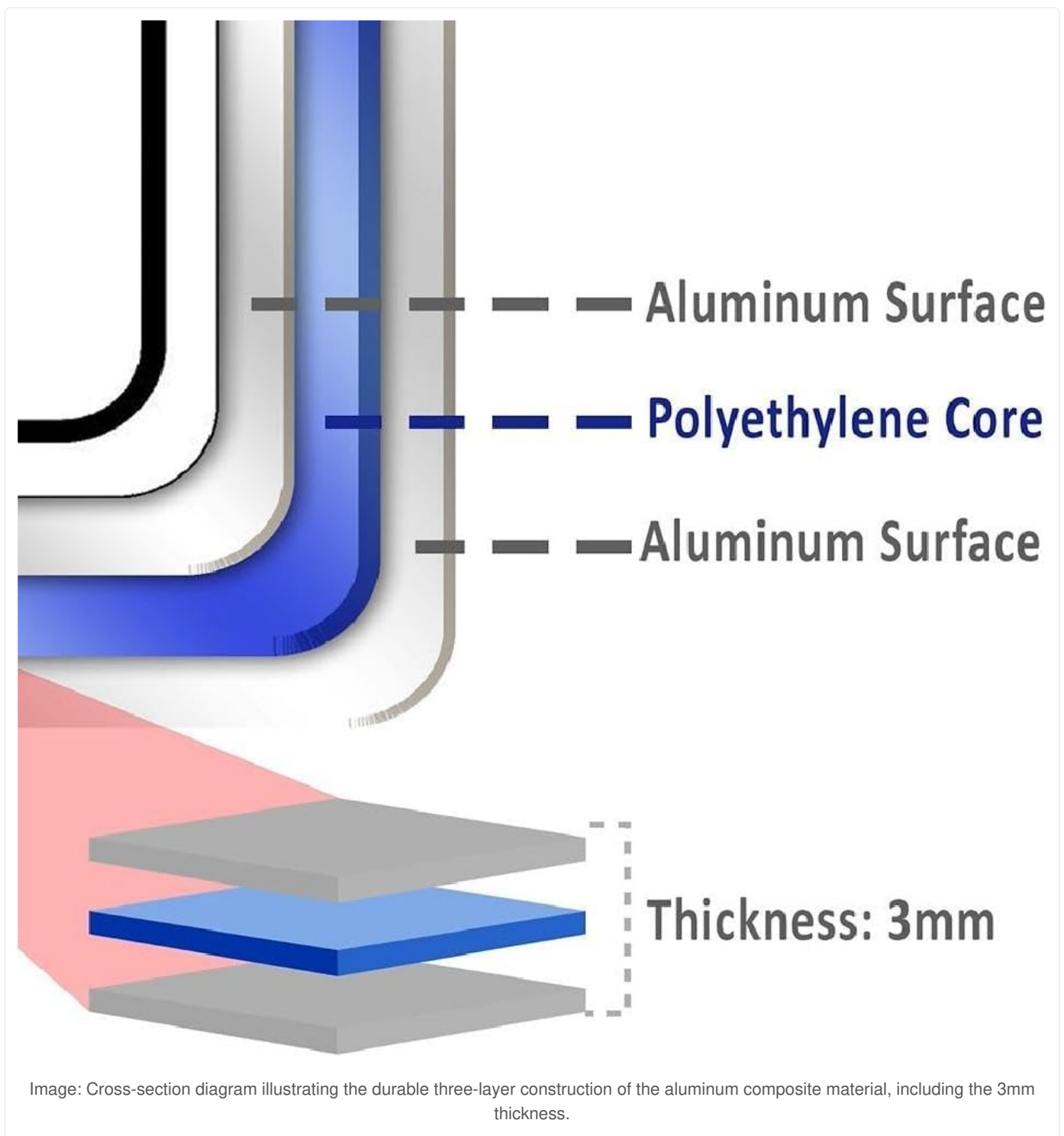


Image: Visual comparison of the three available sign sizes (8.5"x10", 15"x18", 20"x24") relative to a human figure, demonstrating scale.



Key Features:

- **Durable Construction:** Made from high-quality aluminum composite material for exceptional performance indoors and outdoors.
- **Versatile Sizes:** Available in 8.5"x10", 15"x18", and 20"x24" to suit various needs and spaces.
- **Customizable Mounting:** No pre-drilled holes, allowing for flexible and personalized installation.
- **Easy Installation:** Designed for straightforward mounting to achieve optimal placement.
- **Enhanced Safety & Organization:** Ideal for clearly communicating important messages in various environments.

SETUP AND INSTALLATION

Your Work House Signs Aluminum Composite Sign does not come with pre-drilled holes, providing you with complete flexibility for mounting. This allows you to choose the most suitable method and position for your specific application.

Recommended Mounting Options:



Image: Illustration of common mounting hardware such as screws, rivets, zip ties, and adhesive tape. *Note: Mounting hardware is not included with the sign.*

- **Drilling Holes:** For permanent mounting with screws or rivets, you can easily drill holes into the sign using a standard drill bit. Ensure the drill bit is appropriate for aluminum composite material. Measure and mark your desired hole locations carefully before drilling.
- **Adhesive Tape:** For a less permanent solution or mounting on smooth surfaces, high-strength double-sided adhesive tape can be used. Ensure the surface is clean and dry before application.
- **Zip Ties:** If mounting to fences, poles, or grates, zip ties can be used through drilled holes.
- **Clamps or Brackets:** Depending on the installation environment, various clamps or brackets can be utilized without modifying the sign itself.

Important: Always ensure the mounting method chosen is appropriate for the weight of the sign and the surface it is

being mounted to. Consider environmental factors such as wind, moisture, and temperature fluctuations for outdoor installations.

USAGE AND PLACEMENT

This sign is designed to clearly convey the message "No alterar la temperatura del agua" (Do Not Alter Water Temperature). Proper placement ensures maximum visibility and effectiveness.

- **Visibility:** Place the sign in a location where it is easily seen by all individuals who need to observe the warning.
- **Lighting:** Ensure the sign is well-lit, especially in areas with low natural light or during nighttime hours, to maintain readability.
- **Environmental Suitability:** The sign is suitable for both indoor and outdoor use, designed to withstand various weather conditions.





MADE FOR ALL SEASONS

Image: Visual representation highlighting the sign's durability and suitability for all seasons, from lush greenery to snowy landscapes.

MAINTENANCE AND CARE

To ensure the longevity and continued clarity of your aluminum composite sign, follow these simple maintenance guidelines:

- **Cleaning:** Regularly wipe the sign with a soft, damp cloth to remove dust, dirt, or grime. For stubborn marks, a mild soap solution can be used. Avoid abrasive cleaners or harsh chemicals, as these can damage the sign's surface.
- **Inspection:** Periodically inspect the sign and its mounting hardware for any signs of wear, damage, or loosening. Address any issues promptly to prevent the sign from falling or becoming unreadable.
- **Environmental Protection:** While designed for outdoor use, extreme conditions (e.g., prolonged exposure to corrosive substances) should be avoided if possible to maximize lifespan.

TROUBLESHOOTING

Most issues with your sign can be resolved with simple adjustments.

Problem	Possible Cause	Solution
Sign is not visible or readable.	Poor lighting, obstructed view, or dirty surface.	Relocate the sign to a better-lit area, clear any obstructions, or clean the sign surface.
Sign is loose or falling.	Improper mounting, worn hardware, or unsuitable mounting surface.	Re-secure the sign using appropriate mounting hardware. Ensure the mounting surface is strong enough. Replace worn hardware if necessary.
Sign surface appears dull or scratched.	Accumulated dirt, use of abrasive cleaners, or physical damage.	Clean with a soft, damp cloth and mild soap. Avoid abrasive materials. Minor scratches may be permanent.

SPECIFICATIONS

Attribute	Detail
Product Dimensions	10 x 8.5 x 1 inches (for 8.5"x10" variant)
Item Weight	7 ounces
Manufacturer	Work House Signs
ASIN	B0F4KZLDK5
Country of Origin	USA
Color	Black
Material	Aluminum Composite (Aluminum Surface, Polyethylene Core)

WARRANTY INFORMATION

Specific warranty details for this product are not provided in the available information. Please refer to the seller's return policy or contact Work House Signs directly for warranty inquiries.

As per Amazon's return policy, this product has a 30-day return window for refund/replacement from the date of purchase.

CUSTOMER SUPPORT

For further assistance, questions, or concerns regarding your Work House Signs product, please contact the manufacturer directly or visit their official store page on Amazon.

Manufacturer: Work House Signs

Amazon Store: Visit Work House Signs Store



Image: Work House Signs official logo.

