

## Manuals+

[Q & A](#) | [Deep Search](#) | [Upload](#)

[manuals.plus](#) /

› [RANVOO](#) /

› [RANVOO AICE 3 AI Neck Air Conditioner User Manual](#)

## RANVOO AICE 3 2025

# RANVOO AICE 3 AI Neck Air Conditioner User Manual

Model: AICE 3 2025 | Brand: RANVOO

## 1. INTRODUCTION

---

The RANVOO AICE 3 AI Neck Air Conditioner is an advanced personal cooling device designed to provide full-body cooling and health monitoring. Featuring exclusive ICEMAX technology with 4 ICEMAX engines and 7 air ducts, it delivers instant cooling, effectively combating heat even above 105°F. Equipped with a 7000mAh battery for all-day use and AI mode with vital sign sensors, the AICE 3 ensures comfort and provides insights into your health state. This manual provides essential information for the proper setup, operation, and maintenance of your device.



Image: The RANVOO AICE 3 AI Neck Air Conditioner, showcasing its sleek design and accompanying mobile application for smart control.

## 2. WHAT'S IN THE BOX

Upon unboxing your RANVOO AICE 3, please verify that all the following components are included:

- RANVOO AICE 3 Device
- Desktop Stand (Note: This specific product version is 'No Stand Version', so the stand may not be included. Please refer to your specific product packaging.)
- Power Cable (USB-A to C)
- Carry Bag
- Brand Brochure
- Quick Guide

- Safety Guide

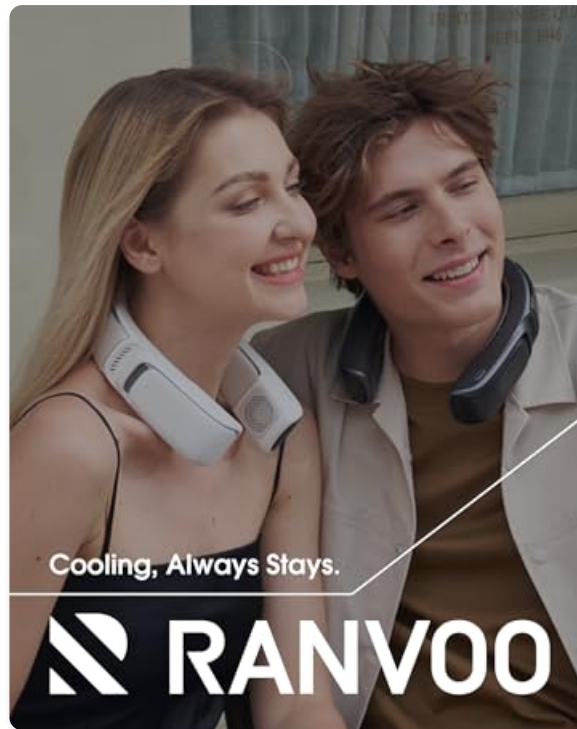


Image: An illustration of the RANVOO AICE 3 packaging contents, showing the device, charging cable, and various guides.

## 3. SETUP AND FIRST USE

---

### 3.1 Charging the Device

1. Connect the provided USB-A to C power cable to the charging port on the AICE 3 device.
2. Plug the other end of the cable into a compatible USB power adapter (not included) or a computer USB port.
3. The device features 22W fast charging. Allow sufficient time for a full charge before first use. The battery indicator on the device screen will show charging status.

The 7000mAh curved battery is designed for extended use, and the device supports pass-through charging, allowing you to use it while it charges.

# All Day Full-body Cooling

Support Pass-through Charge


TOP 1  
**7,000mAh**  
Lithium Battery

**22W**  
Fast Charge

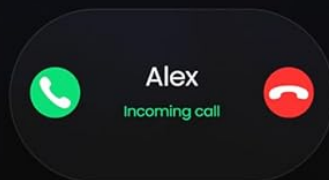
**30H**  
Battery Life

# Phone-grade Smooth Touch Screen

Makes Tapping & Swiping A Snap



Music Playback



Answering Call



Image: The AICE 3 device screen showing battery capacity and charging information, highlighting its 7000mAh battery and 30-hour battery life.

## 3.2 Wearing the AICE 3

- Gently open the device and place it around your neck.
- Adjust the device for a comfortable and secure fit. The AICE 3 features a Flex-to-Fit design with adjustable bionic memory joints to ensure stability and comfort for various neck sizes.

- Ensure the cooling plates are in contact with your skin for optimal cooling performance.

## 4. OPERATING INSTRUCTIONS

---

### 4.1 Power On/Off

- To power on, press and hold the power button located on the device until the screen illuminates.
- To power off, press and hold the power button until the screen turns off.

### 4.2 Modes of Operation

The AICE 3 offers several operating modes to suit your needs:

- **Cooling Mode:** Provides powerful cooling through ICEMAX engines and air ducts. Ideal for hot environments.
- **Heating Mode:** Offers warmth for colder conditions.
- **AI Mode:** Utilizes built-in sensors to automatically adjust cooling or heating based on your vital signs and ambient temperature, ensuring optimal comfort without manual intervention.
- **Silent Mode:** Reduces fan noise for quiet environments.
- **Battery First Mode:** Optimizes power consumption to extend battery life.

# Smooth Control Just in 1 Tap

Every Adjustment Worked in Time With the Smart App

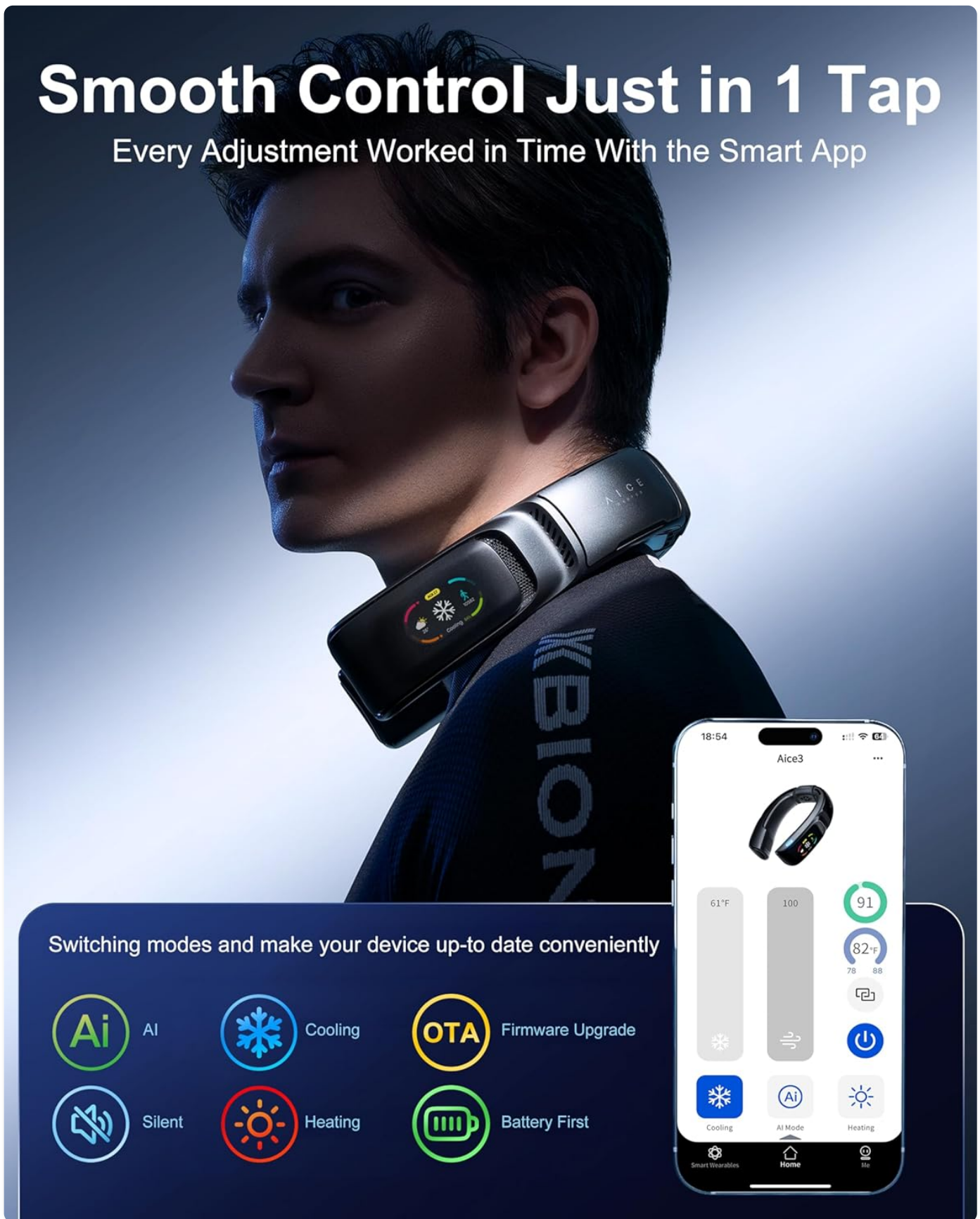


Image: A user demonstrating the seamless control of the AICE 3 via its smart app, with icons for Cooling, AI, Heating, Silent, Firmware Upgrade, and Battery First modes.

## 4.3 Smart Control (Touch Screen & App)

The AICE 3 can be controlled via its integrated 1.9-inch touch screen or the dedicated smartphone application.

- **Touch Screen:** Swipe and tap on the device's screen to navigate menus, select modes, and adjust settings.
- **Smartphone App:** Download the official RANVOO app from your device's app store. Pair your AICE 3 via Bluetooth

to access advanced controls, monitor health data, and receive firmware updates (OTA).



Image: The RANVOO AICE 3 smartphone application interface, illustrating intuitive controls for adjusting temperature and wind speed, with options for Cooling, AI, and Heating modes.

#### 4.4 Music Playback & Call Answering

The AICE 3 supports music playback and call answering functionalities, enhancing your wearable experience.

- **Music Playback:** Connect your device to a smartphone via Bluetooth to stream audio directly through the AICE 3. Use the touch screen or app to control playback (play, pause, skip tracks).
- **Call Answering:** When connected to your smartphone, you can answer incoming calls directly from the AICE 3.

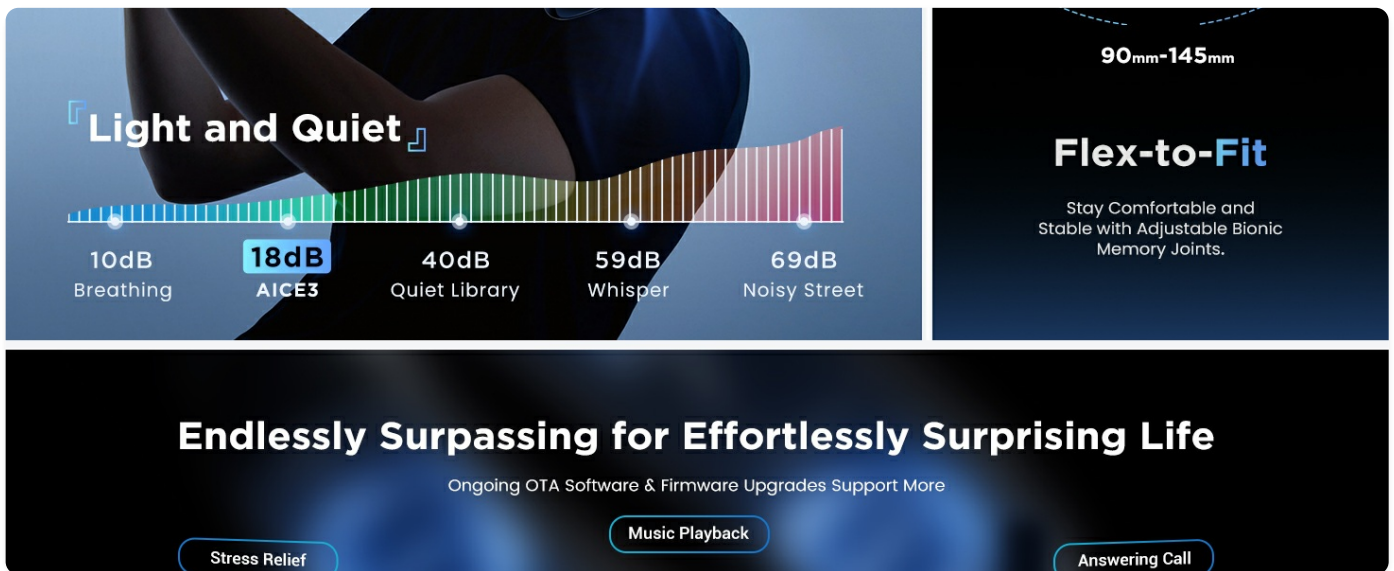


Image: Users engaging with the AICE 3 for music playback and call management, demonstrating its integrated audio features.

## 5. KEY FEATURES

### 5.1 ICEMAX™ Cooling Technology

The AICE 3 utilizes exclusive ICEMAX technology to deliver powerful and rapid cooling. It features 4 ICEMAX engines and 7 air ducts that provide 360° icy airflow, cooling down temperatures by 7-10°F and achieving a significant drop of up to 39°F in just 1 second. This technology ensures effective cooling even in extreme heat, making it suitable for temperatures over 105°F.

# The Only Neck A/C Works at 105°F Effortlessly

ICEMAX™ Cooling Tech  
4 Sets of Ice Engines  
Powerful Chilled Wind




Image: A user wearing the AICE 3, with visual overlays illustrating the extensive cooling area and omnidirectional airflow provided by the ICEMAX technology.



Image: Detailed diagrams showcasing the internal components and cooling mechanisms of the AICE 3, including 4-core cooling semiconductors and efficient heat dissipation.

## 5.2 AI Mode & Health Monitoring

The AICE 3 integrates AI technology with 6 vital signs and ambient temperature sensors. This allows the device to automatically adjust its cooling or heating output based on real-time data, ensuring continuous comfort. The health monitoring features provide insights into your well-being, including Heart Rate (HR), Blood Oxygen Saturation (SpO2), Body Temperature, and Workout Data (steps, distance, calories).

# Smarter & Healthier

Smart Sensors Make AI Mode Truly Works and Protect You From Heat Damage by Auto Temp-control

Workout Data



Steps 10582  
KM 7.4  
Kcal 188

HR Monitor



Current  
68BPM

SpO2 Monitor



Current  
98% O<sub>2</sub>

Body Temp.



60 105  
Current  
95°F

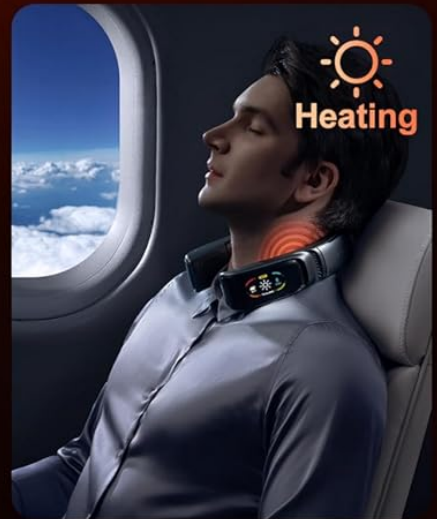


Image: The AICE 3 screen showing various health metrics such as heart rate, SpO2, body temperature, and workout activity, demonstrating its health monitoring capabilities.

## Your Smart Cooling Health Assistant

Built-in Health, Motion, and Temp Sensors Help You Master Your Health

AI Technology

### Health Monitoring

Protect You  
From Heat Damage

Screen  
Interaction

Image: A detailed view of the AICE 3's accurate sensors and screen interface, emphasizing its role as a smart cooling health assistant powered by AI technology and the MetauraOS system.

### 5.3 Long-lasting Battery & Fast Charging

Equipped with a 7000mAh curved battery, the AICE 3 provides up to 30 hours of continuous use. The leading Metaura inverter power-saving system further optimizes battery life. With 22W fast charging, the device can be quickly recharged, and its usable-while-charging feature ensures uninterrupted comfort throughout the day.

### 5.4 Quiet Operation & Ergonomic Design

The AICE 3 operates at a low noise level of 18dB, comparable to breathing, making it suitable for quiet environments like libraries. Its Flex-to-Fit design with adjustable bionic memory joints ensures a comfortable and stable fit for prolonged wear.

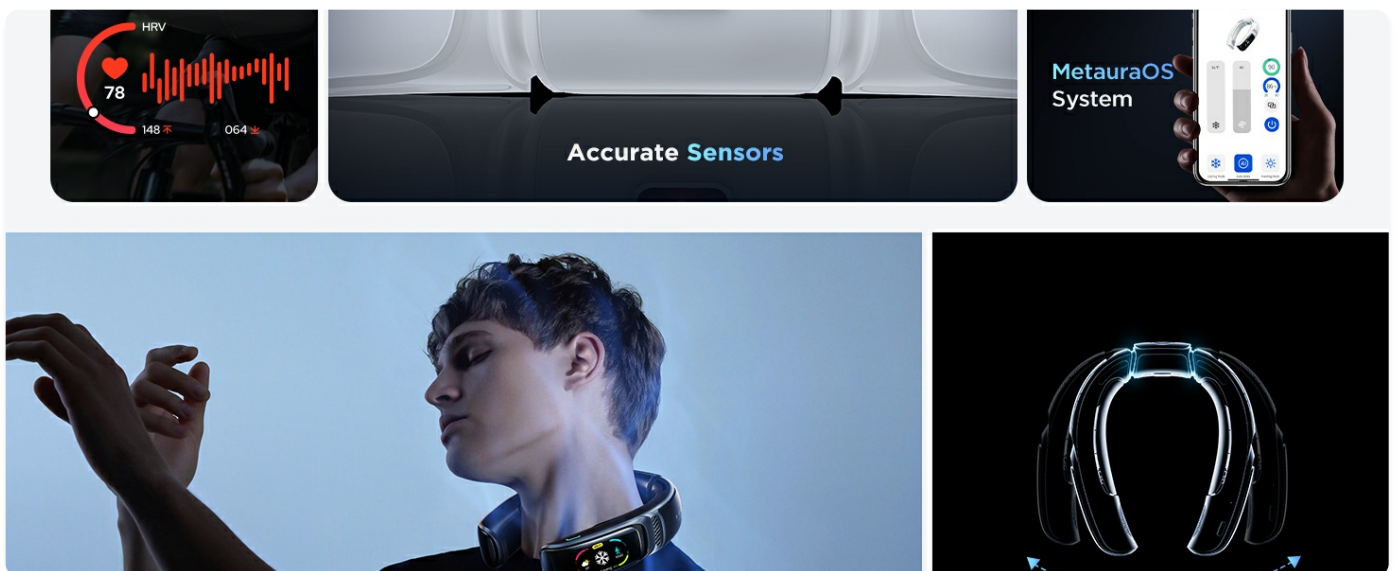


Image: A graphic illustrating the AICE 3's low noise output (18dB) compared to common sounds, alongside a diagram demonstrating its flexible and adjustable design for a comfortable fit.

## 6. MAINTENANCE

### 6.1 Cleaning

- Regularly wipe the exterior of the device with a soft, dry, or slightly damp cloth.
- Ensure no liquid enters the air vents or charging port.

- Do not use abrasive cleaners, solvents, or strong chemicals, as these may damage the device's surface.

## 6.2 Storage

- When not in use for extended periods, store the AICE 3 in a cool, dry place, away from direct sunlight and extreme temperatures.
- It is recommended to store the device in its original packaging or the provided carry bag to protect it from dust and damage.
- Charge the device to approximately 50% before storing for long durations to preserve battery health.

## 7. TROUBLESHOOTING

If you encounter issues with your RANVOO AICE 3, please refer to the following common troubleshooting steps:

Problem	Possible Cause	Solution
Device does not power on	Low battery; Power button not pressed correctly	Charge the device fully; Press and hold the power button for a few seconds
Insufficient cooling/heating	Incorrect mode selected; Obstruction of vents; Not properly worn	Switch to Cooling/Heating mode; Ensure vents are clear; Adjust device for proper skin contact
App connectivity issues	Bluetooth off; Device not paired; App outdated	Ensure Bluetooth is enabled on your phone; Re-pair the device in the app settings; Update the app to the latest version
Battery drains quickly	High power mode; Frequent use of intense cooling/heating	Switch to Battery First mode; Reduce intensity settings; Ensure full charge before use

If the problem persists after trying these steps, please contact RANVOO customer support.

## 8. SPECIFICATIONS

Feature	Detail
Brand	RANVOO
Model Name	AICE 3 2025
Item Model Number	FG7 2025
Color	Ice White
Power Source	Battery Powered
Battery Capacity	7000mAh
Battery Life	Up to 30 hours
Charging	22W Fast Charge (USB-C)

Feature	Detail
Product Dimensions	8.4"D x 7.14"W x 2.62"H
Item Weight	2.92 pounds (1.33 Kilograms)
Cooling Technology	ICEMAX™ (4 ICEMAX engines, 7 air ducts)
Special Features	360° Icy Airflow, Auto Temp Control, Health Monitor (HR, SpO2, Body Temp), Music Playback, Call Answering, AI Mode, 1.9" Touch Screen

## 9. WARRANTY AND SUPPORT

---

RANVOO is committed to providing excellent customer service and product reliability.

### 9.1 Warranty Information

Your RANVOO AICE 3 comes with an additional **365-day warranty** from the date of purchase. This warranty covers manufacturing defects and ensures free replacement if issues arise that are not due to misuse or accidental damage. Please retain your proof of purchase for warranty claims.

### 9.2 Customer Support

For any questions, technical assistance, or warranty claims, please contact our professional support team:

- **Email:** [support@ranvoo.com](mailto:support@ranvoo.com)
- Our support team is available 7 days a week, 12 hours a day, to provide prompt assistance.

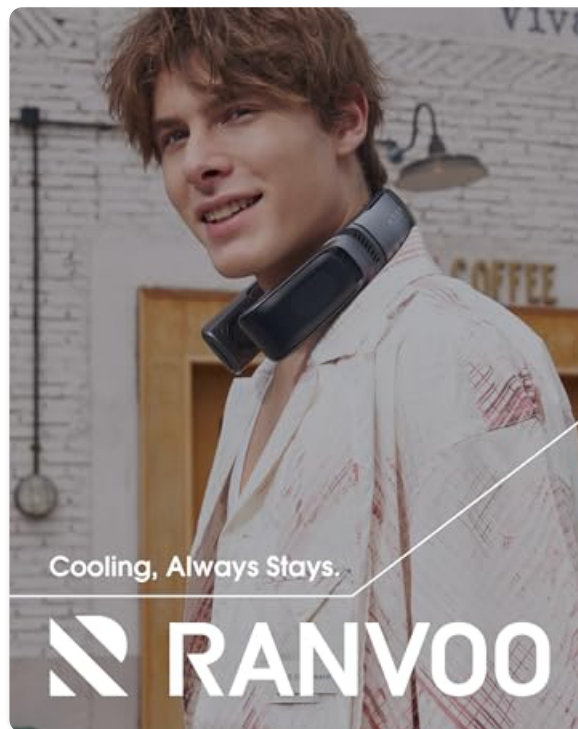


Image: RANVOO customer care details, highlighting 12-hour fast support and a 360-day free replacement policy.

## 10. OFFICIAL PRODUCT VIDEOS

---

No official seller videos were found in the provided product data for embedding. Please refer to the product listing on

Amazon for any available video content.

© 2025 RANVOO. All rights reserved.