

## WUBEN C3

# WUBEN C3 Flashlight Instruction Manual

Model: C3 | Brand: WUBEN

### 1. INTRODUCTION

The WUBEN C3 is a compact yet powerful rechargeable flashlight, designed for various applications from everyday use to emergency situations. Weighing only 73g (without battery) and measuring 12.15 x 2.54 cm, it delivers a maximum brightness of 1200 lumens with a beam distance of up to 180 meters. Built with a German P9 LED, it offers a wide 160° illumination for an expansive field of view. Its robust construction, adhering to ANSI FL1 standards, ensures IP68 dust and water resistance (2 meters underwater for 1 hour) and 1.5-meter impact resistance, making it suitable for harsh environments.



Image 1.1: The WUBEN C3 flashlight, demonstrating its compact and portable design.

# パワフルなポケットフラッシュライト

WUBEN C3は、コンパクトなボディに最大出力1,200ルーメン、照射距離179メートルという驚異的な性能を誇ります。



Image 1.2: Powerful illumination of the WUBEN C3, highlighting its 1200 lumen output and 179-meter beam distance.

## 2. SETUP

Before first use, ensure the included PSE certified 2600mAh battery is properly installed. The flashlight features a Type-C fast charging port.

### 2.1 Battery Installation

1. Unscrew the tail cap of the flashlight.
2. Insert the included 18650 battery with the positive (+) end facing towards the head of the flashlight.
3. Screw the tail cap back on tightly to ensure proper contact and water resistance.

### 2.2 Charging Instructions

The WUBEN C3 supports Type-C fast charging. To charge the device:

1. Connect the USB-A end of the provided Type-C charging cable to a compatible USB power adapter (e.g., wall charger, power bank, computer USB port).
2. Connect the Type-C end of the cable to the charging port on the flashlight.
3. The indicator light on the flashlight will show charging status. A full charge takes approximately 3 hours with a 5V/2A power supply.

The battery can also serve as an emergency power source during outages. The product is equipped with a temperature sensor and protection circuit for safe operation.

## TYPE-C充電

最大2600mAhの信頼性の高い電力供給



Image 2.1: The WUBEN C3 flashlight connected for Type-C charging.

### 3. OPERATING INSTRUCTIONS

The WUBEN C3 flashlight offers 6 lighting modes: ECO, Low, Mid, High, Strobe, and SOS. The tail switch button controls all functions.

#### 3.1 Power On/Off

- Fully click the tail switch button to turn the flashlight **on** or **off**.

#### 3.2 Mode Switching (ECO-Low-Mid-High)

- With the flashlight on, *lightly press* the tail switch button (no full click required) to cycle through the modes in the following order: ECO → Low → Mid → High.
- The flashlight features a mode memory function, meaning it will turn on in the last used mode (ECO, Low, Mid, or High).

#### 3.3 Special Modes (Strobe & SOS)

- **Strobe Mode:** From any mode, *lightly press* the button twice in quick succession to activate Strobe mode.
- **SOS Mode:** From any mode, *lightly press* the button three times in quick succession to activate SOS mode.
- To exit Strobe or SOS mode, lightly press the button once to return to the previous general mode.



## ワンボタン操作



\*注意: ボタンを完全に押し込むと、電源のオン/オフのみになります。電源ボタンを軽く押すと、モードが切り替わります。



Image 3.1: One-button operation for all lighting modes.

## 4. MAINTENANCE

To ensure optimal performance and longevity of your WUBEN C3 flashlight, follow these maintenance guidelines:

- **Cleaning:** Regularly clean the flashlight body with a soft, damp cloth. Keep the lens free from dust and debris.
- **Water Resistance:** The flashlight is IP68 rated, meaning it can be submerged up to 2 meters for 1 hour. Ensure the Type-C charging port cover is securely closed to maintain water resistance.
- **Battery Care:** Store the battery in a cool, dry place when not in use for extended periods. Recharge the battery periodically (every 3-6 months) to maintain its health and prevent deep discharge.
- **O-rings:** The package includes spare waterproof O-rings. Inspect the existing O-rings periodically for wear and replace them if necessary to maintain the IP68 rating. Apply silicone grease to O-rings to prevent drying and cracking.

## 屋外での使用に最適



1.5メートルからの落下耐性



IP68防水性能 (水深2メートルで1時間)



Image 4.1: Durability features including drop resistance and IP68 waterproofing.

## 5. TROUBLESHOOTING

If you encounter issues with your WUBEN C3 flashlight, consider the following:

- **Flashlight not turning on:**
  - Ensure the battery is correctly inserted with the positive (+) end facing the head of the flashlight.
  - Check if the battery is charged. Recharge if necessary.
  - Ensure the tail cap is fully tightened. A loose tail cap can prevent electrical contact.
- **Overheating:**
  - The flashlight may become warm when used on High or Mid modes for extended periods, especially in warmer environments. This is normal due to the high lumen output.
  - If the flashlight becomes excessively hot, it may automatically reduce brightness to prevent damage. Allow it to cool down.
- **Difficulty changing modes:**
  - Ensure you are *lightly pressing* the tail switch button, not fully clicking it, to cycle through modes (ECO, Low, Mid, High). A full click will turn the flashlight off.
  - Practice the quick double-press for Strobe and triple-press for SOS to get the timing right.

6. SPECIFICATIONS

パラメータ

FL1 Standard	High	Med	Low	Eco	Strobe	SOS
	1200~500 Lumens	400 Lumens	80 Lumens	5 Lumens	1200 Lumens	200 Lumens
	1min + 2.5 hours	3.5 Hours	20 Hours	143 Hours	/	/
	179m			1.5m		
	7985cd			IP68(2 meters underwater for 1 hour)		
	73g/2.57oz(without battery)   123g/4.34oz(with battery)					
	121.5mm x 25.4mm   4.78in x 1in (L x D)					

\*注: 上記のすべてのデータは、ANSI/NEMA FL規格に準拠したテスト結果です。



Image 6.1: Detailed performance specifications of the WUBEN C3.

WUBEN C3 Performance Data (ANSI/NEMA FL1 Standard)

Parameter	High	Med	Low	Eco	Strobe	SOS
Lumens	1200~500	400	80	5	1200	200
Runtime	1 min + 2.5 hours	3.5 Hours	20 Hours	143 Hours	/	/
Beam Distance	179m	/	/	/	/	/
Peak Beam Intensity	7985cd	/	/	/	/	/
Impact Resistance	1.5m					

Parameter	High	Med	Low	Eco	Strobe	SOS
Waterproof Rating	IP68 (2 meters underwater for 1 hour)					
Weight	73g (without battery)   123g (with battery)					
Dimensions (L x D)	121.5mm x 25.4mm (4.78in x 1in)					

## 7. WARRANTY AND SUPPORT

The WUBEN C3 flashlight comes with a **1-year manufacturer's warranty** from the date of purchase. If you have any questions or encounter issues during use, please feel free to contact our customer support. We aim to respond within 24 hours.

### 7.1 Package Contents

Upon opening your WUBEN C3 package, you should find the following items:

- WUBEN C3 Flashlight Body x 1
- PSE Certified 18650 Battery (2600mAh) x 1
- Strap x 1
- Spare Waterproof O-rings x 2
- Type-C Charging Cable x 1
- Multi-language Instruction Manual x 1



## LISTA DE EMBALAGEM

### WUBEN C3 LANTERNA DE BOLSO



WUBEN C3



Cabo de carregamento TIPO C



Cordão







Anel de vedação sobressalente

Image 7.1: Contents included in the WUBEN C3 product package.

#### Related Documents



 <p>The image shows the cover of the Wuben L50 User Manual. It features the Wuben logo at the top, followed by the text 'L50' and 'USER MANUAL'. Below this is a small illustration of the flashlight.</p>	<p><a href="#">Wuben L50 Rechargeable LED Flashlight User Manual</a></p> <p>User manual for the Wuben L50 rechargeable LED flashlight, covering product operation, installation, charging, parameters, maintenance, FAQs, and warranty policy.</p>
 <p>The image shows the cover of the Wuben L50S User Manual. It features the Wuben logo at the top, followed by the text 'L50' and 'USER MANUAL'. Below this is a small illustration of the flashlight.</p>	<p><a href="#">Wuben L50S Rechargeable LED Flashlight User Manual</a></p> <p>User manual for the Wuben L50S rechargeable LED flashlight, covering product information, installation, operation, charging, parameters, maintenance, FAQs, and warranty policy.</p>
 <p>The image shows the cover of the Wuben TO40R User Manual V3.1. It features the Wuben logo at the top, followed by the text 'TO40R' and 'User Manual V3.1'. Below this is a small illustration of the flashlight.</p>	<p><a href="#">WUBEN TO40R User Manual V3.1</a></p> <p>Official user manual for the WUBEN TO40R flashlight. Find detailed information on operation, features, specifications, package contents, maintenance, troubleshooting, and warranty policies for this high-performance outdoor LED flashlight.</p>
 <p>The image shows the cover of the Wuben L60 Flashlight User Manual. It features a small illustration of the flashlight.</p>	<p><a href="#">WUBEN L60 Flashlight User Manual</a></p> <p>Comprehensive user manual for the WUBEN L60 flashlight, detailing features, operation, specifications, and maintenance. Includes information on charging, modes, and safety.</p>