



Manuals.plus /

› LOBKIN /

› LOBKIN X18 Bone Conduction Headphones User Manual

## LOBKIN X18

# LOBKIN X18 Bone Conduction Headphones User Manual

Model: X18 | Brand: LOBKIN

## INTRODUCTION

Thank you for choosing the LOBKIN X18 Bone Conduction Headphones. These innovative open-ear headphones are designed to provide a comfortable and safe audio experience for various activities, including swimming, running, cycling, and daily use. Featuring IPX8 waterproofing, Bluetooth 5.4 connectivity, and a built-in 32GB MP3 player, the X18 allows you to enjoy your music anytime, anywhere, while remaining aware of your surroundings.

## WHAT'S IN THE BOX

- LOBKIN X18 Bone Conduction Headphones
- Magnetic Charging Cable
- User Manual
- Pair of Earplugs
- Adjustable Strap
- Warranty Card

## Sécurité De Open Ear

Casque à oreille ouverte, transmission du son par conduction osseuse, évitant efficacement les risques de sécurité liés à l'isolement du son externe.

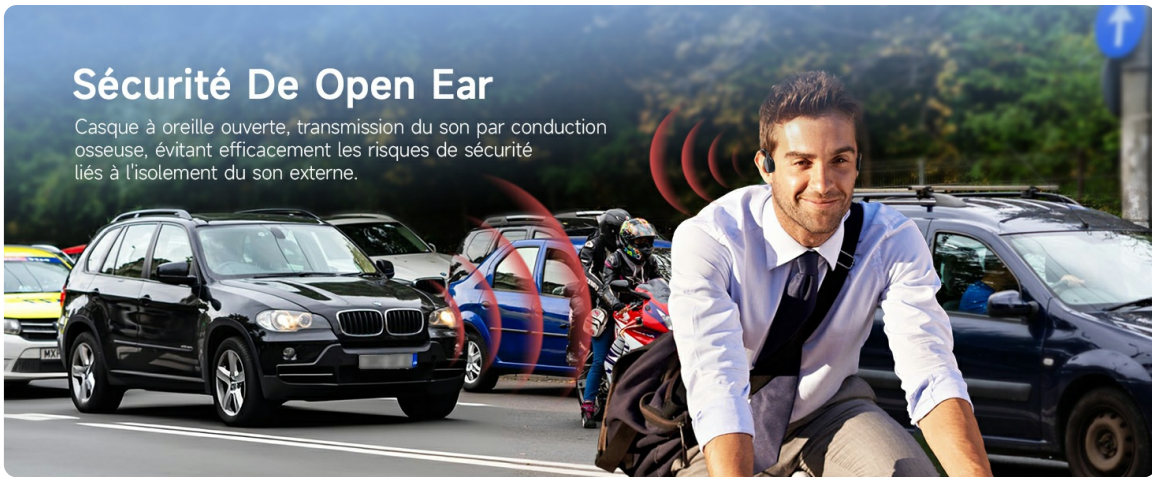


Image: All items included in the LOBKIN X18 package.

## KEY FEATURES

### Open-Ear Design

The LOBKIN X18 transmits clear sound directly through the skull to the inner ear, minimizing sound leakage. Its open-ear design reduces pressure on the ears and helps prevent hearing damage, allowing you to stay aware of your surroundings.

# Open Ear & Comfortable

No blockage of the ear canal, comfortable all day long



Image: The open-ear design ensures comfort and awareness.

## IPX8 Waterproof & 32GB MP3 Mode

With an IPX8 waterproof rating and 32GB of internal memory, these headphones transform into an MP3 player for underwater use. This feature ensures uninterrupted music playback during swimming without concerns about Bluetooth signal loss in water.

# IPX8 Waterproof & 32GB Offline MP3 Mode



Enjoy music anytime, anywhere,  
even 10 meters underwater

\*Please switch to MP3 mode when swimming

Image: Enjoy music underwater with IPX8 waterproofing and built-in 32GB MP3 storage.

## Bluetooth 5.4 Connectivity

Equipped with the latest Bluetooth 5.4 technology, the X18 provides a stable connection, lower latency, and faster data transfer for superior audio quality and detail.

# Outdoor Wear & Safety

No in-ear listening, feel the outside world's sound in real time



Image: Bluetooth 5.4 ensures a stable and fast connection for all your activities.

## Comfortable & Lightweight

The ultra-lightweight design, weighing only 27g, features skin-friendly, non-slip, soft silicone. The inner titanium alloy neckband offers elasticity and durability, ensuring a secure and comfortable fit during intense workouts.



### Que recevrez-vous ?

1. Casque Conduction Osseuse
2. Câble De Chargement Magnétique
3. Manuel D'instructions
4. Une Paire De Bouchons D'oreille
5. Sangle Réglable
6. Carte De Garantie

Image: The ultra-lightweight design (27g) provides a comfortable, barely-there feel.

## Long Battery Life

A premium 170mAh lithium-ion battery provides up to 8 hours of continuous music playback on a full charge, ideal for daily workouts and extended use.

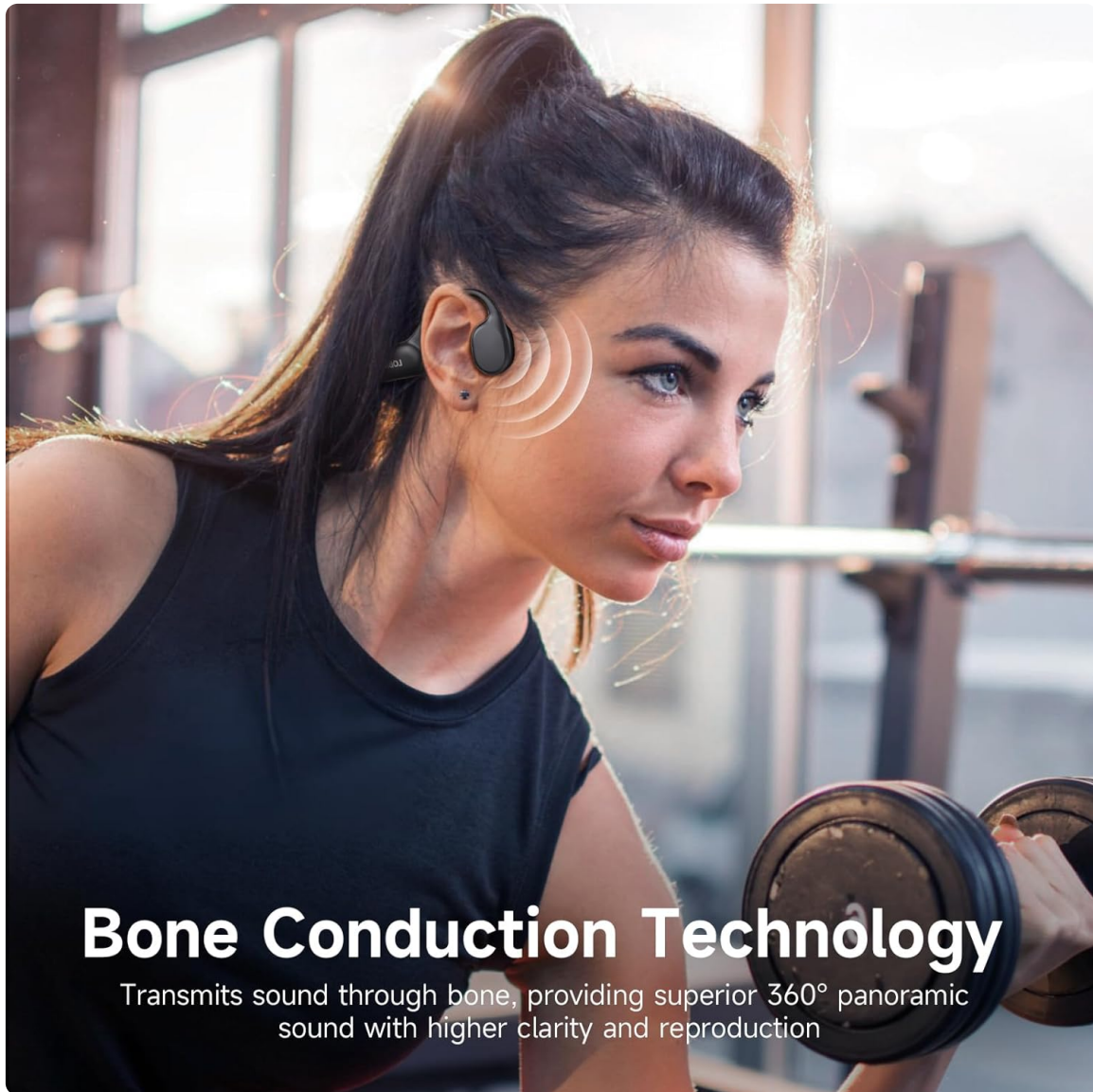


Image: Enjoy up to 8 hours of continuous music with the long-lasting battery.

### **Bone Conduction Technology**

This technology transmits sound through your bones, delivering superior 360° panoramic sound with enhanced clarity and reproduction, without blocking your ear canals.

# Long Battery Life

Easy to handle long training sessions and distance sports



Image: Bone conduction technology delivers sound directly through your cheekbones.

## Multi-Sport Use

Designed for sports enthusiasts, these bone conduction headphones are perfect for running, swimming, cycling, and any other athletic activity.





Image: Versatile for various activities including running, driving, swimming, and working.

## SETUP

### Charging the Headphones

Connect the magnetic charging cable to the charging port on the headphones and plug the USB end into a compatible power source. The LED indicator will show charging status. A full charge takes approximately 2 hours.

### Wearing the Headphones

Place the headphones with the transducers resting on your cheekbones, just in front of your ears. The neckband should rest comfortably behind your head. Adjust for a secure fit.

Your browser does not support the video tag.

Video: Demonstrates how to properly wear the LOBKIN X18 Bone Conduction Headphones for optimal comfort and sound.

### Bluetooth Pairing

1. Press and hold the Power button for 3-5 seconds until the LED indicator flashes blue and red, indicating pairing mode.
2. Enable Bluetooth on your device (smartphone, tablet, etc.) and search for 'LOBKIN X18'.

3. Select 'LOBKIN X18' to connect. The LED will turn solid blue when successfully paired.

## Switching to MP3 Mode

Double-click the Power button to switch between Bluetooth mode and MP3 player mode. When in MP3 mode, you can play music stored on the internal 32GB memory.

## OPERATING INSTRUCTIONS

### Button Functions



Image: Detailed view of the control buttons and their respective functions.

- **Power Button:**
  - Press once: Play/Pause music, Answer/End call, Activate voice assistant.
  - Press and hold for 2 seconds: Reject call.
  - Press and hold for 3-5 seconds: Power On/Off.
  - Double-click: Switch between MP3 and Bluetooth modes.
- **Volume Down (-) Button:**
  - Press once: Decrease volume.
  - Press and hold for 2 seconds: Previous song.
- **Volume Up (+) Button:**
  - Press once: Increase volume.
  - Press and hold for 2 seconds: Next song.

## MAINTENANCE

- After use, especially after swimming or intense workouts, gently wipe the headphones with a soft, dry cloth.
- Ensure the charging port is dry before connecting the magnetic charging cable to prevent damage.
- Store the headphones in a cool, dry place away from direct sunlight and extreme temperatures.
- Avoid bending or twisting the neckband excessively to maintain its durability.

## TROUBLESHOOTING

- **No Power:** Ensure the headphones are fully charged.
- **No Sound:** Check volume levels on both the headphones and your connected device. Ensure the headphones are properly paired via Bluetooth or in MP3 mode.
- **Pairing Issues:** Make sure the headphones are in pairing mode (flashing blue/red LED). Turn off and on Bluetooth on your device, then try pairing again.
- **MP3 Not Playing:** Ensure the headphones are in MP3 mode. Check if audio files are properly loaded onto the 32GB internal memory.
- **Sound Quality Issues:** Ensure the transducers are correctly positioned on your cheekbones.

## SPECIFICATIONS

<b>Model Number</b>	X18
<b>Wireless Communication Technology</b>	Bluetooth 5.4
<b>Water Resistance Level</b>	IPX8 (Waterproof)
<b>Internal Memory</b>	32 GB (for MP3 mode)
<b>Battery Type</b>	Lithium-ion
<b>Battery Life</b>	Up to 8 hours
<b>Charging Time</b>	Approximately 2 hours
<b>Material</b>	Acrylonitrile Butadiene Styrene (ABS), Silicone, Polycarbonate (PC)
<b>Impedance</b>	8 Ohms
<b>Sensitivity</b>	8 ohms

## WARRANTY & SUPPORT

The LOBKIN X18 Bone Conduction Headphones come with a 1-year manufacturer's warranty. For any support inquiries, troubleshooting assistance, or warranty claims, please refer to the contact information provided in your warranty card or visit the official LOBKIN website.