

Manuals.plus /

› Matast /

› Matast S86 Smart Watch User Manual

## Matast S86

# Matast S86 Smart Watch User Manual

Model: S86

## INTRODUCTION

This manual provides detailed instructions for the Matast S86 Smart Watch. It covers setup, operation, maintenance, and troubleshooting to ensure optimal use of your device. The Matast S86 features an AMOLED HD display, Bluetooth calling, comprehensive health monitoring, and various sports modes.

## WHAT'S IN THE BOX

Upon unboxing, please verify that all the following items are included:

- Matast S86 Smart Watch
- Watch Band (one pre-installed, one additional)
- Charging Cable
- User Manual (this document)



Image: Contents of the Matast S86 Smart Watch package. This includes the smart watch, two watch bands (one metal mesh, one silicone), a magnetic charging cable, and the user manual.

# SETUP

## 1. App Installation and Device Pairing

1. **Enable Bluetooth:** On your smartphone, navigate to your settings and ensure the Bluetooth function is turned on.
2. **Download the App:** Open the "Google Play Store" (for Android) or the "App Store" (for iOS) on your smartphone. Search for the "FitCloudPro" app and download it.
3. **Open and Connect:** Launch the FitCloudPro app. Follow the in-app instructions to search for and connect to your Matast S86 Smart Watch. Select "Connect the device" then "Select device" to bind it.
4. **Pairing Confirmation:** A pairing request will appear on your phone. Confirm the pairing to establish the connection.

## 2. Enabling Call Function

To use the Bluetooth call feature, additional steps are required after initial device pairing:


1. **Activate Watch Bluetooth:** On your Matast S86 Smart Watch, turn on the Bluetooth switch. This allows the watch to make calls and play media sound.
2. **Grant Phone Permissions:** On your smartphone, go to System Bluetooth settings. Locate the watch in the list of connected devices and ensure all necessary permissions are granted for calls and audio.
3. **Ready for Calls:** Once connected and permissions are set, you can use your watch to answer or make calls.

**Note:** If you do not intend to use the call function, you can turn off the answer/call function on the watch to conserve battery life.


**A: First of all, please be sure to connect our smart watch through the "FitCloudPro" APP.**



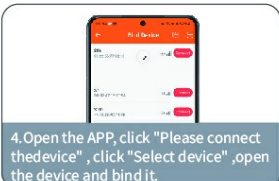
1. Turn on the "Bluetooth" function of your phone.



2. Open the "Google Play" or the "APP Store".



3. Search for "FitCloudPro" APP and download it.




4. Open the APP, click "Please connect the device", click "Select device", open the device and bind it.

**B: Perform the following steps to enable the answer/call function.**



1. After selecting the device to connect, a pairing request will pop up on the cell phone system, select "Pairing".



2. Turn on the call Bluetooth switch on the watch (used when the watch cannot make calls and play media sound).



3. Turn on these permissions for your device in System Bt in "Phone Settings".



4. Once connected, you could use the watch to answer/make calls anytime.

**\*If you don't need to use the call function, you can turn off the answer/call function so that the battery can last longer.**

Image: Visual guide for connecting the Matast S86 Smart Watch to your smartphone via the FitCloudPro app and activating the Bluetooth call feature.

## OPERATING INSTRUCTIONS

### Basic Navigation

- **Touch Screen:** Swipe left/right, up/down to navigate through menus and features. Tap to select.
- **Side Button:** Press to wake the screen, return to the main watch face, or access the app menu.
- **Raise to Wake:** The screen will automatically light up when you raise your wrist. This feature can be enabled/disabled in settings.

### Bluetooth Calling & Smart Notifications

Once the call function is enabled (as per Setup section), you can manage calls directly from your watch. The watch also displays notifications from various apps.

- **Make/Answer/Reject Calls:** Use the dial pad, contacts, or call logs on the watch.
- **Message Notifications:** Receive alerts from apps like WhatsApp, Facebook, Gmail, Instagram, and SMS.
- **Voice Assistant:** Activate the voice assistant feature to control your phone hands-free.

# Bluetooth 5.2 Call & Message Notification

Experience the freedom of faster, more stable connectivity.



Image: The Matast S86 Smart Watch interface showing options for Bluetooth calls (dial pad, contacts, call logs), message notifications, and voice assistant functionality.

## 110+ Sports Modes

The watch supports over 110 exercise modes to track your physical activity. Access these modes through the watch's menu.

- **Tracking:** Records steps, distance, calories burned, and other relevant metrics in real-time.
- **Examples:** Includes running, cycling, hiking, jumping rope, dancing, yoga, and more.

# 110+ Multiple Sports Modes

# 110+

Designed for your fitness needs, empowering you to become healthier and stronger.



Image: The Matast S86 Smart Watch interface showcasing a selection of its 110+ sports modes, including walking, running, and hiking, with visual representations of different exercises.

## Comprehensive Health Monitoring

The Matast S86 Smart Watch is equipped with high-precision sensors and smart algorithms for continuous health tracking.

- **Heart Rate Monitor:** Monitors your heart rate to provide insights into your cardiovascular health.
- **SpO2 Monitor:** Measures blood oxygen levels.
- **Sleep Monitor:** Tracks sleep patterns, including deep sleep, light sleep, and awake times, to help improve sleep quality.
- **Menstrual Cycle Tracking:** Provides a function to record and predict menstrual cycles for women's health management.
- **Breathing Training:** Guided breathing exercises to help reduce stress.
- **Sedentary Reminder:** Alerts you to move after periods of inactivity.

# Accurate Health Monitoring

Protect your health intelligently and knows yourself better.



Women's health



Heart rate



Spo2



Breathing training



Drink time



Sedentary reminder



## Sleep Monitoring



Deep Sleep



Light Sleep



Awake

Image: The Matast S86 Smart Watch highlighting its accurate health monitoring capabilities, such as heart rate, SpO2, sleep tracking, and women's health features.

## Other Useful Functions

The Matast S86 Smart Watch includes over 20 practical functions for daily convenience:

- **Alarm Clock:** Set alarms directly from your wrist.
- **Flashlight:** Quick access to a screen-based flashlight.
- **Calculator:** Basic calculations on the go.
- **Stopwatch & Timer:** For timing activities.
- **Smartphone Finder:** Helps locate your paired smartphone.
- **Music Control:** Control music playback on your phone.
- **Weather Forecast:** Get current weather information.
- **Customized Dials:** Choose from over 200 watch faces or upload your own photo.

## Music control



## Photo Control



## Multifunctional



Find Phone



Stopwatch



Calendar



Timer



Calculator



Brightness Adjustment



Flashlight



More

## Weather



## IP68 Waterproof

- Swimming
- Hand washing
- Rain



## Alarm



Image: Overview of additional functions on the Matast S86 Smart Watch, including music control, weather, and various utility tools.

# 1.19" AMOLED Ultra HD Touch Screen



390\*390 High  
Resolution



Abundant  
Color Gamut



Wide vision



Color Accuracy  
Color saturation



## 200+ Watch Faces & DIY



Image: The 1.19" AMOLED Ultra HD display of the Matast S86 Smart Watch, showcasing its high resolution, vibrant colors, and a variety of customizable watch faces.

## MAINTENANCE

### Charging

To charge your Matast S86 Smart Watch:

- Connect the magnetic charging cable to the charging points on the back of the watch.
- Plug the USB end of the cable into a standard USB power adapter (not included) or a computer's USB port.
- A full charge takes approximately 2.5 hours. The watch offers up to 5 days of daily use and up to 20 days of standby time.

# Long Battery Life

**2.5** Hours  
Charging Time

**5** Days  
Daily Use

**20** Days  
Standby Time



Image: The Matast S86 Smart Watch connected to its magnetic charging cable, demonstrating its charging process and battery life specifications.

## Water Resistance (IP68)

The Matast S86 Smart Watch has an IP68 water resistance rating. This means it is protected against dust and can withstand immersion in water up to 1.5 meters for up to 30 minutes.

- Suitable for daily use such as hand washing, rain, and swimming in shallow water.
- Not suitable for hot showers, saunas, diving, or high-pressure water activities.
- Avoid contact with hot water, steam, and chemical liquids.

## Cleaning

To maintain your watch's appearance and functionality:

- Wipe the watch and band regularly with a soft, dry cloth.
- If necessary, use a slightly damp cloth for cleaning, then dry thoroughly.
- Avoid using harsh chemicals or abrasive materials.

## TROUBLESHOOTING

---

If you encounter issues with your Matast S86 Smart Watch, please refer to the following common solutions:

Problem	Solution
Watch not turning on	Ensure the watch is fully charged. Connect it to the charging cable and a power source for at least 30 minutes.
Unable to pair with phone	Ensure Bluetooth is enabled on your phone and the watch. Make sure the FitCloudPro app is installed and running. Restart both your phone and the watch. Ensure the watch is not already paired with another device.
Call function not working	Verify that the call function is enabled on the watch's Bluetooth settings. Check your phone's Bluetooth settings to ensure the watch has permissions for calls and audio. Ensure the watch is within Bluetooth range of your phone.
Inaccurate health data	Ensure the watch is worn snugly on your wrist, not too tight or too loose. Clean the sensor on the back of the watch. Environmental factors and individual physiology can affect readings.
Short battery life	Reduce screen brightness. Disable unnecessary features like continuous heart rate monitoring or raise-to-wake if not needed. Turn off the Bluetooth call function if not in use.

If the problem persists, please contact customer support for further assistance.

## SPECIFICATIONS

---

Feature	Detail
Model Number	S86
Display	1.19 Inches AMOLED HD Touch Screen, 390*390 Resolution
Connectivity	Bluetooth 5.2
Compatibility	Android 9.0 and above, iOS 9.0 and above
Water Resistance	IP68
Battery Life	Up to 5 days (daily use), Up to 20 days (standby)
Charging Time	Approximately 2.5 hours
Health Monitoring	Heart Rate, SpO2, Sleep Tracking, Menstrual Cycle Tracking
Sports Modes	110+ modes (running, cycling, hiking, etc.)
Operating System	Android Wear 2.0
Item Weight	6.7 ounces (0.19 Kilograms)
Color	Rose Gold
GPS	No GPS

## WARRANTY AND SUPPORT

---

The Matast S86 Smart Watch comes with a standard manufacturer's warranty. For detailed warranty information, please refer to the warranty card included in your product packaging or visit the official Matast website.

For technical support, troubleshooting assistance, or any product-related inquiries, please contact Matast customer service through the contact information provided on the official website or within the FitCloudPro app.

