



[Manuals.plus](#) /

› [SIMOE](#) /

› SIMOE 9000 BTU Mini Split Air Conditioner & Heater User Manual

SIMOE FP10874US-12WH+FP10874US-22WH

SIMOE 9000 BTU Mini Split Air Conditioner & Heater User Manual

Model: FP10874US-12WH+FP10874US-22WH

Brand: SIMOE

INTRODUCTION

This manual provides essential information for the safe and efficient operation, installation, and maintenance of your SIMOE 9000 BTU Mini Split Air Conditioner & Heater. Please read this manual thoroughly before using the appliance and retain it for future reference.

SAFETY INFORMATION

Always adhere to the following safety precautions to prevent injury or damage to the unit.

- Ensure the unit is installed by a licensed HVAC technician.
- Do not attempt to repair or modify the unit yourself. Contact qualified service personnel.
- Keep the area around the outdoor unit clear of obstructions.
- Do not insert fingers or objects into the air inlet/outlet.
- Disconnect power before cleaning or performing maintenance.
- This appliance uses R32 refrigerant. Handle with care and ensure proper ventilation during installation and servicing.

PRODUCT OVERVIEW

The SIMOE 9000 BTU Mini Split system provides efficient cooling and heating for spaces up to 450 sq. ft. It features inverter technology for energy efficiency and a range of smart modes for enhanced comfort.



Figure 1: SIMOE 9000 BTU Mini Split System Components.

Key Features:

- **5-in-1 Adaptive Climate Solution:** Cooling, Heating, Dehumidifying, Fan, and Auto modes.
- **Inverter Technology:** Adjusts power for optimal efficiency, reducing energy consumption.
- **Quiet Operation:** As low as 27dB in Sleep Mode.
- **Self-Cleaning Mode:** 4-step 135°F sterilization for clean air.
- **4D Airflow:** 115° wide-angle airflow for consistent temperature distribution.
- **WiFi Enabled:** For smart control (requires compatible app).

SETUP AND INSTALLATION

The SIMOE Mini Split system comes with a complete installation kit. However, professional installation by a licensed HVAC technician is required to ensure proper setup, safety, and warranty validity.

Included Components:

- 1 x Outdoor Unit

- 1 x Indoor Unit
- 8ft Power Line
- 13ft Copper & Aluminum Connection Pipe - Air Pipe
- 13ft Copper & Aluminum Connection Pipe - Liquid Pipe
- 8.6ft Drain Hose
- 14.8ft Communication Wires
- Remote Control
- Tape
- Putty
- Wall Sleeve

Refer to the detailed installation guide provided with the physical product for specific instructions on mounting, piping, wiring, and vacuuming the system. Improper installation can lead to refrigerant leaks, electrical hazards, and reduced performance.

OPERATING INSTRUCTIONS

Your SIMOE Mini Split system can be operated using the included IR remote control or via a compatible smartphone application (for WiFi-enabled models).

Ultimate Comfort at Your Fingertips

26 FT Remote Control

7 Modes



4 Wind Speeds



More Features



Figure 2: Remote Control for SIMOE Mini Split System.

Operating Modes:

- **Cooling Mode:** Reduces room temperature. Set desired temperature and fan speed.
- **Heating Mode:** Increases room temperature. Set desired temperature and fan speed.
- **Dehumidifying Mode:** Removes excess moisture from the air.
- **Fan Mode:** Circulates air without cooling or heating. Choose from Low, Medium, High, or Auto fan speeds.
- **Auto Mode:** Automatically selects cooling or heating based on the ambient temperature and your set temperature.

Special Functions:

- **Turbo Mode:** Activates rapid cooling or heating for quick temperature adjustment.
- **Sleep Mode:** Adjusts temperature gradually and operates quietly (27dB) for undisturbed rest. The display auto-dims after 10 seconds.
- **ECO Mode:** Optimizes energy consumption while maintaining comfort.
- **I-Feel Mode:** Adjusts temperature based on a sensor in the remote control, providing personalized comfort in your immediate vicinity.

- **24-Hour Timer:** Program the unit to turn on or off at specific times.
- **4D Auto Swing:** Controls the horizontal and vertical louvers for wide-angle airflow distribution, preventing direct drafts.

4-in-1 Design Meets All-Season Needs



Cool

Cool down to 60°F



Heat

Heat up to 90°F



Dry

51 Pints/Day



Fan

330 CFM air flow rate

Figure 3: Versatile 4-in-1 Performance.

Fast Cooling & Heating

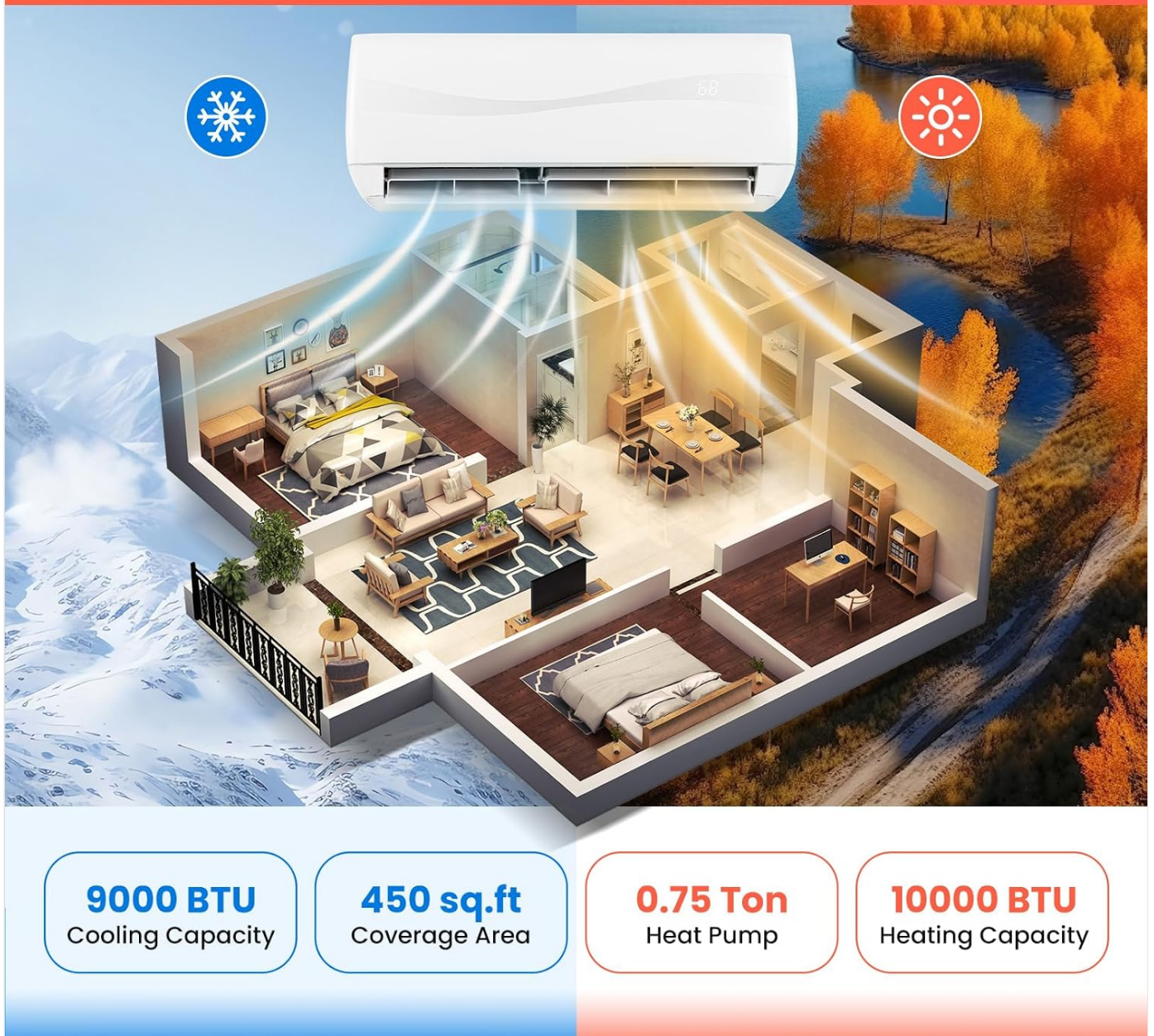


Figure 4: Coverage Area and Capacity.

MAINTENANCE

Regular maintenance ensures optimal performance and longevity of your SIMOE Mini Split system. Always disconnect power before performing any maintenance.

Filter Cleaning:

The removable and washable filters should be cleaned regularly, typically every two weeks, or more frequently depending on usage and air quality.

1. Open the front panel of the indoor unit.
2. Carefully remove the air filters.
3. Wash the filters with lukewarm water and a mild detergent. Rinse thoroughly.
4. Allow the filters to air dry completely before reinstalling. Do not expose to direct sunlight.
5. Reinstall the dry filters and close the front panel.

Self-Cleaning Function:

The unit features a self-cleaning mode that uses a 4-step 135°F sterilization process to clean the indoor coil, promoting healthier air quality.



Figure 5: Self-Cleaning Process.

Consult your remote control manual for instructions on how to activate the self-cleaning function.

Professional Servicing:

It is recommended to have your unit inspected and serviced by a licensed HVAC technician annually to ensure proper refrigerant levels, clean coils, and overall system health.

TROUBLESHOOTING

Before contacting service, check the following common issues:

Problem	Possible Cause	Solution
Unit does not turn on.	No power, circuit breaker tripped, remote control batteries dead.	Check power supply, reset breaker, replace remote batteries.
Insufficient cooling/heating.	Dirty air filters, blocked outdoor unit, wrong mode selected, room too large.	Clean filters, clear obstructions, select correct mode, ensure unit matches room size.
Unusual noise.	Loose parts, foreign objects, refrigerant flow noise (normal).	Check for loose parts. If noise persists or is loud, contact service.
Water leakage from indoor unit.	Clogged drain hose, improper installation.	Check and clear drain hose. If issue persists, contact installer.

For issues not listed or if solutions do not resolve the problem, contact qualified service personnel.

SPECIFICATIONS


Technical specifications for the SIMOE 9000 BTU Mini Split Air Conditioner & Heater.

Attribute	Value
Brand	SIMOE
Model Number	FP10874US-12WH+FP10874US-22WH
Cooling Capacity	9000 BTU/h
Heating Capacity	10000 BTU/h
Coverage Area	Up to 450 sq. ft.
Voltage	115 Volts (AC)
Wattage (Cooling)	820 Watts
Wattage (Heating)	830 Watts
SEER2	19
Noise Level	27 dB (minimum)
Refrigerant	R32
Indoor Unit Dimensions (W x D x H)	30" x 8" x 11.5" (76x20x29.5cm)
Outdoor Unit Dimensions (W x D x H)	32.7" x 14" x 25.8" (83x35.5x65.5cm)
Item Weight	76.5 pounds

Energy-Efficient Inverter Split AC Unit

Every penny spent is a blast!

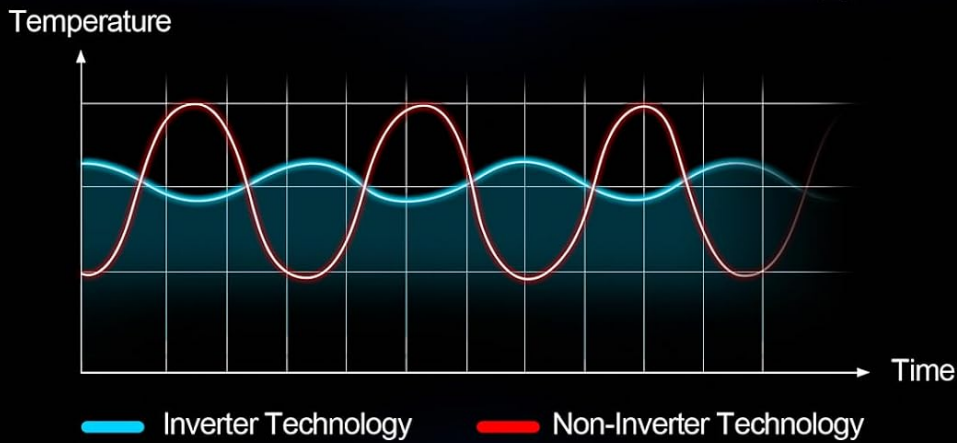
Complies with New
SEER2* Standard



19 SEER2

8.6 HSPF2

Advanced Inverter Technology



*SEER2 is an update version of SEER (Seasonal Energy Efficiency Rating), which better reflects real-time usage, as outlined in the latest 2023 regulations.

Figure 6: Energy Efficiency Information.

Go Green with SIMOE | Blast R32 Refrigerant



Sustainable



Energy Efficient

Global Warming Potential

Refrigerant Charge




Figure 7: R32 Refrigerant Information.

WARRANTY AND SUPPORT

SIMOE provides the following warranty for this product:

- **8-year compressor warranty**
- **5-year parts replacement warranty**

For warranty claims, technical support, or service inquiries, please refer to the contact information provided in your product packaging or visit the official SIMOE website. Ensure you have your model number and purchase date available when contacting support.

