

## Xiaomi L43MB-FPEU

# Xiaomi F Pro 43-inch 4K UHD QLED Smart TV User Manual

Model: L43MB-FPEU

## INTRODUCTION

This manual provides detailed instructions for the setup, operation, maintenance, and troubleshooting of your Xiaomi F Pro 43-inch 4K UHD QLED Smart TV. Please read this manual thoroughly before using the product to ensure proper and safe operation. Keep this manual for future reference.

The Xiaomi F Pro 43-inch TV features a stunning 4K UHD QLED display, integrated Fire TV experience, triple tuner for versatile reception, HDR10+ and MEMC for enhanced visuals, and voice control with Alexa. It also supports Apple AirPlay for seamless content sharing.

## PACKAGE CONTENTS

Before proceeding with the setup, please verify that all components are present in the package:

- Xiaomi F Pro 43-inch Smart TV (Screen)
- Bluetooth Remote Control
- Power Cable
- Base Stand Components
- Screw Set for Stand Assembly
- Safety and Installation Instructions (this manual)

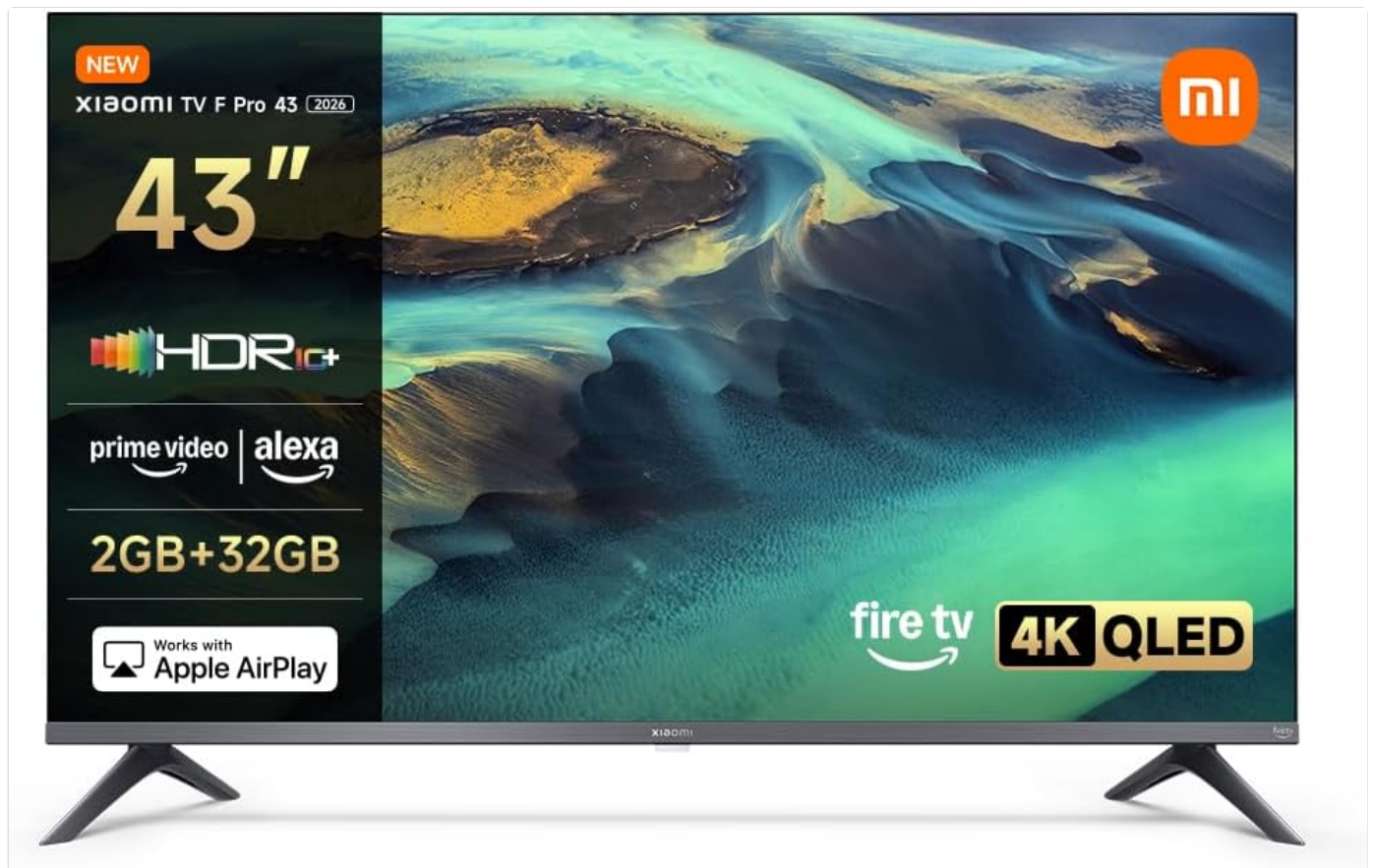


Image: The Xiaomi F Pro 43-inch Smart TV, showcasing its sleek design and the included remote control and stand components.

## SETUP

---

### 1. Assembling the Stand

1. Carefully place the TV screen face-down on a soft, clean surface to prevent scratches.
2. Identify the left and right base stand components.
3. Align each stand component with the corresponding screw holes on the bottom of the TV.
4. Secure the stand components using the provided screws. Ensure they are tightened firmly but do not overtighten.

# QLED Quantum Dot Herausragende Farbleistung

Das QLED Display mit breitem Farbspektrum und präziser Farbanpassung sorgt für fesselnde, realistische Bilder. Die DCI-P3-Farbskala liefert lebendige, satte Farben in Kinoqualität.



1,07 Milliarden Farben | DCI-P3 94%\*



Image: Side view of the Xiaomi F Pro TV, illustrating the attached stand for stable placement.

## 2. Wall Mounting (Optional)

If you prefer to wall-mount your TV, please use a VESA-compatible wall mount kit (not included). The TV supports a VESA mount of 100 x 200 mm. Refer to the wall mount kit's instructions for proper installation. Ensure the wall can support the TV's weight (8 kg with stand, 5.9 kg without stand).



Image: Technical diagram indicating the VESA wall mount dimensions (100x200mm) and TV measurements for installation planning.

### 3. Connecting Peripherals

Connect your external devices such as set-top boxes, gaming consoles, or sound systems to the appropriate ports on the back of the TV. The TV features multiple HDMI 2.0 ports, USB ports, Ethernet, and supports Bluetooth and Wi-Fi connectivity.

- **HDMI:** For high-definition video and audio devices.
- **USB:** For connecting USB storage devices.
- **Ethernet:** For a wired internet connection.
- **Antenna/Cable:** For connecting to DVB-C/S/S2/T/T2 tuners.



Image: Rear view of the Xiaomi F Pro TV, highlighting the various input and output ports for connecting external devices.

### 4. Initial Power On and Network Setup

1. Connect the power cable to the TV and then to a power outlet.



2. Press the power button on the remote control or the TV itself to turn it on.
3. Follow the on-screen instructions to complete the initial setup, including language selection, network connection (Wi-Fi or Ethernet), and Fire TV account login.

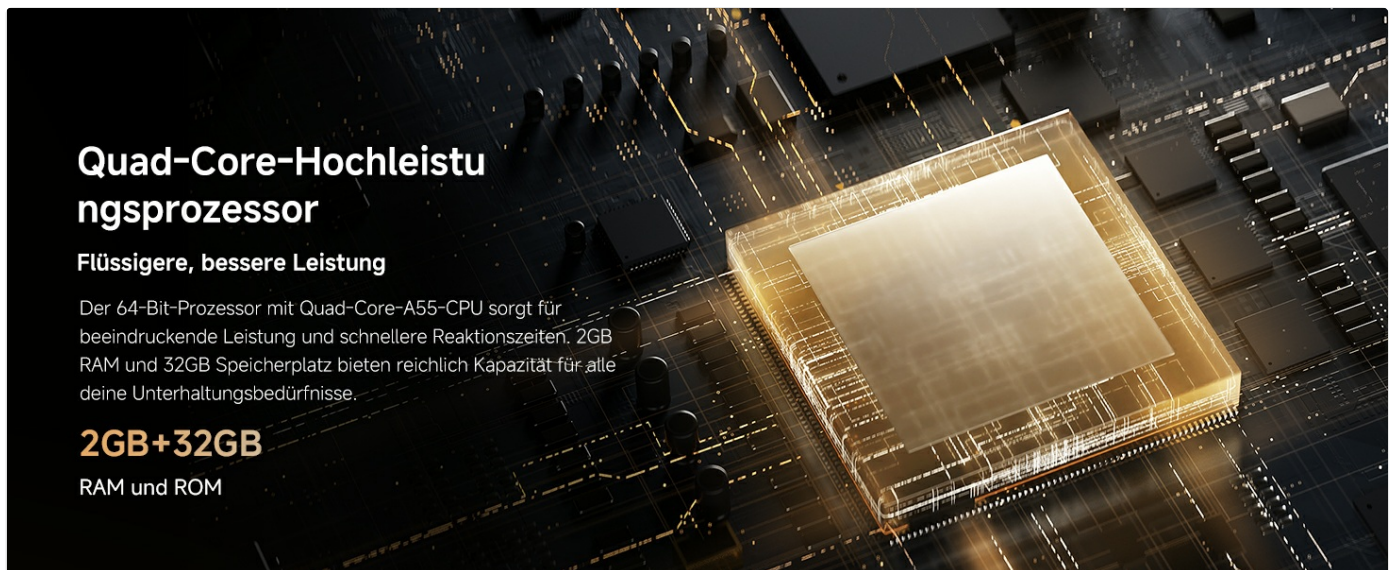


Image: The Fire TV interface on the Xiaomi TV, demonstrating the wide array of streaming services and content available.

## OPERATING INSTRUCTIONS

---

### Remote Control Functions

The included Bluetooth remote control provides full functionality for navigating your Xiaomi F Pro TV. It features a 360-degree design for easy use and integrated voice control with Alexa.

# Apple AirPlay

Mit Apple AirPlay überträgst du Filme, Musik, Spiele und Fotos direkt von deinem iPhone, iPad oder Mac auf deinen Fernseher.



\* Apple, AirPlay, iPad und iPhone sind Marken von Apple Inc., registriert in den USA und anderen Ländern und Regionen. \* Für die Verwendung von AirPlay mit dem Xiaomi TV F Pro 43 2026 wird die neueste Version von iOS, iPadOS oder macOS empfohlen.

Image: The Bluetooth remote control for the Xiaomi TV, highlighting its ergonomic design and dedicated buttons for popular streaming services and Alexa voice control.

- **Power Button:** Turns the TV on or off.
- **Alexa Voice Button:** Press and hold to activate Alexa voice commands.
- **Navigation Pad:** Use to move through menus and select items.
- **Home Button:** Returns to the Fire TV home screen.
- **Back Button:** Returns to the previous screen.
- **Volume Buttons:** Adjusts the TV volume.
- **Channel Buttons:** Changes TV channels (for live TV).
- **App Shortcut Buttons:** Direct access to popular streaming services like Netflix, Prime Video, and Disney+.

## Using Fire TV

Your Xiaomi F Pro TV comes with Fire TV built-in, providing access to a vast library of streaming content, apps, and live TV. The intuitive interface makes it easy to find and enjoy your favorite entertainment.

## Press & ask | alexa

### Sprachsteuerung mit Alexa

Sag es und Alexa wird es abspielen. Kein endloses Scrollen mehr. Drücke einfach die Alexa-Taste und nutze deine Stimme, um neue Inhalte zu entdecken, die Lautstärke anzupassen, Kanäle zu wechseln oder sogar deine Smart Home Geräte zu steuern.




Image: The Xiaomi TV+ interface, showcasing the free live TV streaming options available on the device.

## Voice Control with Alexa

Press the Alexa button on your remote and speak your command. You can ask Alexa to:

- Search for movies or TV shows.
- Launch applications.
- Control playback (play, pause, fast forward).
- Adjust volume or change channels.
- Control compatible smart home devices.

## XIAOMI TV+

### Kostenloses Live-TV-Streaming

Greife auf eine wachsende Bibliothek von Live-Kanälen zu, die Nachrichten, Filme, Unterhaltung, Reality-Shows und vieles mehr bieten\*. Jederzeit und überall kostenlos fernsehen. Kein Abonnement erforderlich.

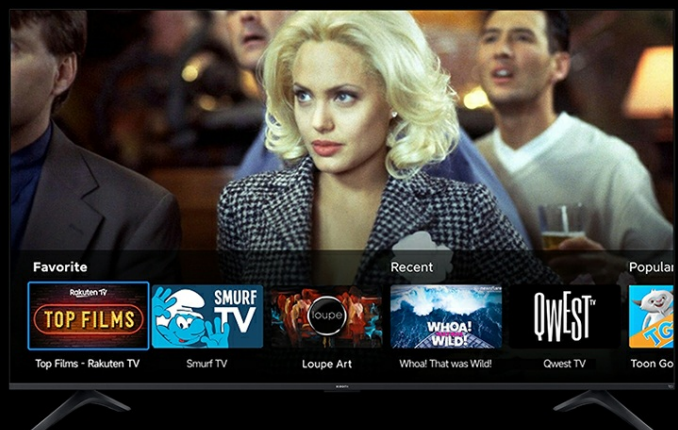


Image: A visual representation of Alexa voice control in action on the Xiaomi TV, demonstrating its ease of use for content discovery and control.

## Apple AirPlay Integration

The TV supports Apple AirPlay, allowing you to stream content directly from your iPhone, iPad, or Mac. Ensure your Apple device and the TV are connected to the same Wi-Fi network.



## Vollbild-Display

### Uneingeschränktes Seherlebnis

Ein besonders hohes Display-Gehäuse-Verhältnis mit fast unsichtbaren Rändern bietet ein immersiveres Film- und Spielerlebnis.



Image: The Apple AirPlay feature displayed on the Xiaomi TV, illustrating how content can be wirelessly mirrored or streamed from Apple devices.

## DISPLAY AND AUDIO FEATURES

### QLED Quantum Dot Display

Experience vibrant and lifelike colors with the QLED Quantum Dot technology. This display offers over a billion true-to-life colors and a DCI-P3 coverage of 94% for a cinematic viewing experience.

**Fire TV integriert**

**Einfache Sprachsteuerung mit Alexa**

**Helles 4K QLED Display mit Motion Smoothing Technologie**

**Immervives Klangerlebnis mit Dolby Audio™, DTS: und DTS Virtual:X**

**Hochwertiges Metallfinish und ultraschlankes Rahmendesign**

\* Das Dolby- und das Doppel-D-Symbol sind Marken der Dolby Laboratories Licensing Corporation.  
\* Erfordert Videoinhalte, die Dolby Audio™ und DTS-Dekodierung unterstützen.  
\* Amazon, Fire und alle zugehörigen Marken sind Marken von Amazon.com, Inc. oder verbundenen Unternehmen. Dieses Gerät wird nicht von Amazon.com, Inc. oder einem mit Amazon verbundenem Unternehmen hergestellt.  
\* Bestimmte Dienste und Funktionen können jederzeit geändert oder zurückgezogen werden, sind möglicherweise nicht in allen Gebieten und Sprachen oder in 4K verfügbar und erfordern möglicherweise separate Abonnements.

Image: An illustration of the QLED Quantum Dot technology, demonstrating its ability to produce a wide spectrum of vibrant and accurate colors.

### 4K Ultra High Definition & HDR10+

The 4K UHD resolution ensures exceptional clarity and detail. HDR10+ dynamically adjusts brightness and contrast for each scene, providing deeper blacks, brighter highlights, and more natural colors.



## QLED Quantum Dot

### Herausragende Farbleistung

Das QLED Display mit breitem Farbspektrum und präziser Farbanpassung sorgt für fesselnde, realistische Bilder. Die DCI-P3-Farbskala liefert lebendige, satte Farben in Kinoqualität.



1,07 Milliarden Farben | DCI-P3 94%\*



Image: A visual demonstrating the clarity and detail of 4K Ultra High Definition resolution on the TV screen.

## Filmmaker Modus

### Höchste Qualität für dein Zuhause

Dieser Modus erfüllt die Zertifizierungsstandards von Hollywood-Studios und erweckt die kreative Vision des Regisseurs zum Leben.



Image: A split-screen comparison illustrating the enhanced contrast and detail provided by HDR optimization.

## MEMC Technology

Motion Estimation, Motion Compensation (MEMC) technology ensures smoother and clearer images by eliminating motion blur and lag, especially beneficial for fast-paced sports and action movies.

## 4K Ultra High Definition

### Entdecke selbst kleinste Details

Die 4K UHD Auflösung gibt jedes Detail in außergewöhnlicher Klarheit wieder, damit dir nichts entgeht.



Image: A visual representation of MEMC technology, showing how it interpolates frames to create a smoother motion picture.

Dolby Audio and DTS:X

The TV is equipped with two high-performance speakers delivering rich highs and deep bass, supported by Dolby Audio and DTS:X certification for an immersive, cinematic sound experience at home.



Image: A graphic illustrating the immersive sound experience provided by Dolby Audio and DTS:X technologies, with sound waves emanating from the TV.

MAINTENANCE

Cleaning the TV

- Always unplug the TV before cleaning.
- Use a soft, dry, lint-free cloth to wipe the screen and cabinet.
- For stubborn marks, lightly dampen the cloth with water or a mild, non-abrasive screen cleaner. Do not spray cleaner directly onto the screen.
- Avoid using abrasive cleaners, waxes, or solvents as they can damage the finish.

General Care

- Do not block ventilation openings.
- Keep the TV away from direct sunlight, heat sources, and excessive dust.
- Avoid placing heavy objects on top of the TV.
- If the TV will not be used for an extended period, unplug it from the power outlet.

TROUBLESHOOTING

This section addresses common issues you might encounter. If the problem persists, please contact customer support.

Problem	Possible Cause	Solution
No power	Power cable not connected; Power outlet not working.	Ensure power cable is securely connected. Test the outlet with another device.

Problem	Possible Cause	Solution
No picture, but sound is present	Incorrect input source selected; Loose HDMI cable.	Press the <b>Input</b> button on the remote to select the correct source. Check HDMI cable connections.
No sound, but picture is present	Volume is muted or too low; External audio device issue.	Increase volume. Check if TV is muted. If using external audio, check its connections and settings.
Remote control not working	Batteries are dead or incorrectly inserted; Remote not paired.	Replace batteries. Ensure correct polarity. Re-pair the Bluetooth remote if necessary (refer to Fire TV settings).
Wi-Fi connection issues	Incorrect password; Router issues; Signal interference.	Verify Wi-Fi password. Restart your router. Move TV closer to router or reduce interference.

## SPECIFICATIONS

Feature	Detail
Model Number	L43MB-FPEU
Screen Size	43 inches (109.3 cm visible diagonal)
Display Technology	QLED (Quantum Dot LED)
Resolution	4K UHD (3840 x 2160)
Refresh Rate	60 Hz (MEMC for smoother motion)
HDR Support	HDR10+
Operating System	Fire TV OS
Voice Assistant	Alexa built-in
Processor	Quad-Core A55 CPU
Memory (RAM + ROM)	2GB RAM + 32GB Storage
Audio	Dual 12W Speakers, Dolby Audio, DTS:X, DTS Virtual:X
Tuners	Triple Tuner (DVB-C/S/S2/T/T2)
Connectivity	Bluetooth 5.0, Dual-band Wi-Fi, Ethernet, 4x HDMI 2.0, 2x USB
Wireless Streaming	Apple AirPlay, Miracast
Product Dimensions (with stand)	95.7 x 21 x 59.9 cm (W x D x H)
Weight (with stand)	8 Kilograms
VESA Mount	100 x 200 mm


## WARRANTY AND SUPPORT

For warranty information and customer support, please refer to the warranty card included with your product or visit the

official Xiaomi support website. Keep your proof of purchase for warranty claims.  
**Online Support:** Visit the [Xiaomi Store on Amazon](#) for product information and support resources.

© 2025 Xiaomi. All rights reserved. Xiaomi and the Xiaomi logo are trademarks of Xiaomi Inc.

Documents - Xiaomi – L43MB-FPEU




[pdf] Declaration of Conformity

Xiaomi TV L43MB FPEU Europe DECLARATION OF CONFORMITY Global CE DOC eu doc alsgrp0 mi fds |||

/ : : : TV **L43MB-FPEU** XXXXX/YYYYYYYYYYYY XXXXX:ID No., Y=any number from 0-9, or letter from A-Z, YYYYYYYYYYYY is number or letter generated to distinguish product or assemble part type : : : Beijing Xiaomi Electronics Co., Ltd Room 802, Floor 8, Building 5, No.15 KeChuang 1...


lang:en **score:51** filesize: 545.66 K page\_count: 38 document date: 2025-04-09



[Xiaomi TV L43MB-FPEU EU Declaration of Conformity](#)

Official EU Declaration of Conformity for the Xiaomi TV model L43MB-FPEU, confirming compliance with relevant European Union directives and standards.

lang:en **score:35** filesize: 573.51 K page\_count: 38 document date: 2025-09-04



[Statements of Compliance for UK PSTI - Xiaomi TVs](#)

Declaration of compliance for Xiaomi TV models (L43MB-FPEU, L50MB-FPEU, L55MB-FPEU, L65MB-FPEU, L75MB-FPEU) with UK Product Security and Telecommunications Infrastructure Regulations 2023.

lang:en **score:24** filesize: 57.14 K page\_count: 2 document date: 2025-04-09



