

WUBEN WUBEN G5 + WUBEN L1

WUBEN G5 & L1 Flashlight User Manual

Model: WUBEN G5, WUBEN L1

Brand: WUBEN

INTRODUCTION

This manual provides detailed instructions for the safe and effective use of your WUBEN G5 and WUBEN L1 rechargeable flashlights. The WUBEN G5 is a compact EDC (Everyday Carry) flashlight with dual light sources, while the WUBEN L1 is a high-lumen tactical flashlight featuring a unique 180-degree rotatable dual lamp head and power bank functionality. Please read this manual thoroughly before operation.



Image: The WUBEN G5 (left) and WUBEN L1 (right) flashlights, showcasing their distinct designs. The G5 is a compact, rectangular unit with a rotatable head, while the L1 is a cylindrical tactical flashlight with a dual-head design.

SETUP AND INITIAL USE

Charging the Flashlights

Both the WUBEN G5 and WUBEN L1 are rechargeable. It is recommended to fully charge the flashlights before first use.

- **WUBEN L1:** Connect the provided USB Type-C charging cable to the charging port on the L1 flashlight and to a compatible USB power source. The L1 features a 4800mAh battery and can be fully charged in approximately 2.5 hours.
- **WUBEN G5:** Connect the appropriate charging cable to the G5 flashlight and a USB power source.



Image: The WUBEN L1 flashlight connected via USB-C cable, demonstrating its charging capability for itself and its function as a power bank to charge a smartphone.

OPERATING INSTRUCTIONS

WUBEN G5 Operation

The WUBEN G5 is designed for versatile everyday carry with its dual light sources and rotatable head.

- **Main Light (Cold White):** The G5 offers 3 adjustable modes: Low, Medium, and High. These modes can be easily

switched by sliding the pulley switch located on the side of the flashlight. The maximum brightness is 400 lumens.

- **Auxiliary Light (RGB):** The G5 features an RGB light with 7 colors (red, orange, yellow, green, cyan, blue, purple). This auxiliary light can be used for signaling or creating ambiance.
- **180-Degree Rotatable Lamp Head and Clip:** The lamp head can be rotated 180 degrees, allowing for flexible adjustment of the lighting direction. The integrated clip provides multiple carrying and attachment options, enabling multi-angle lighting for various scenarios.

400LM
Max Brightness

Proudly
Ultra-versatile

52g Compact Size of
a Pocket Lighter



1 Click Switch
in 3 Modes



180°
Rotation

3+
Ways of use



RGB Rainbow
Single Light with

10 LM



Image: A diagram illustrating key features of the WUBEN G5, including its 400 lumens max brightness, compact size, 3-mode click switch, 180-degree rotation, and 10 lumen RGB rainbow single light.

Rotating Boost Adaptability

Brilliant 180° Rotating Head

& Adjustable Clip for adaptability to any working angle you need.



Image: A series of illustrations demonstrating the 180-degree rotating head and adjustable clip of the WUBEN G5, showing its adaptability for various working angles.

Signaling RGB

The 10Lumens **RGB light** offers **7 colors**, switchable for signal or ambiance, with more possibilities to explore.




Image: The WUBEN G5 attached to a backpack strap, with its RGB light emitting a red signal, highlighting its use for signaling or ambiance.

WUBEN L1 Operation

The WUBEN L1 is a powerful tactical flashlight with unique dual-head functionality.

- **180-Degree Rotatable Dual Lamp Heads:** The L1 features two lamp heads that can rotate 180 degrees independently. This allows for flexible illumination and the ability to direct light precisely where needed.
- **Spotlight and Floodlight Modes:** The L1 utilizes separate LEDs and lenses for its spotlight and floodlight modes, enabling it to emit two beams simultaneously without compromising performance. This provides versatile lighting for different distances and areas.
- **Power Bank Functionality:** The L1 can also function as a portable power bank, allowing you to charge other devices via its USB-C port.
- **Hands-Free Convenience:** Equipped with a strong magnetic tail cap, the L1 can be attached to metallic surfaces for hands-free operation. It also has tail standing ability for stable upright illumination.

SPOTLIGHT FLOODLIGHT DUALLIGHTING MODE



HIGHEST
2000LM



MAX THROW
340M



MAX RUNTIME
90H



DROP TEST
1.5M



WATERPROOF
IP68



Image: A person holding the WUBEN L1 flashlight, demonstrating its powerful spotlight and floodlight dual-lighting mode illuminating a wide area in the dark.

HANDS-FREE CONVENIENCE

Strong Magnetic Tail Cap with Tail Standing Ability



Image: The WUBEN L1 flashlight attached magnetically to a metal surface, showcasing its hands-free convenience provided by the strong magnetic tail cap.

MAINTENANCE

- **Cleaning:** Use a soft, damp cloth to clean the exterior of the flashlights. Do not use abrasive cleaners or solvents.
- **Battery Care:** To prolong battery life, avoid fully discharging the flashlights frequently. Recharge them when the battery indicator shows low power. Store in a cool, dry place if not used for extended periods.
- **Water Resistance:** The WUBEN L1 has an IP68 waterproof rating, meaning it is protected against continuous immersion in water. While durable, avoid unnecessary exposure to water and ensure charging ports are dry before charging. The G5's water resistance is not specified, so treat it with care around liquids.
- **Lens Care:** Keep the lenses clean to ensure optimal light output. Gently wipe with a microfiber cloth.

TROUBLESHOOTING

Problem	Possible Cause	Solution
Flashlight does not turn on.	Low battery; improper operation.	Charge the flashlight fully. Refer to operating instructions for correct power-on sequence.
Light output is dim.	Low battery; dirty lens.	Recharge the flashlight. Clean the lens with a soft cloth.
Flashlight not charging.	Faulty cable/adaptor; charging port obstruction.	Try a different USB-C cable and power adapter. Check the charging port for debris and clean if necessary.
L1 power bank function not working.	L1 battery too low; incompatible device.	Ensure L1 has sufficient charge. Verify the device being charged is compatible with USB power delivery.

SPECIFICATIONS

WUBEN G5

- **Max Brightness:** 400 Lumens
- **Max Irradiation Distance:** 82 meters
- **Light Sources:** Main (Cold White), Auxiliary (RGB with 7 colors)
- **Features:** 180-degree rotatable lamp head, integrated clip, pulley switch for modes.

Practical ECL

G5 offers impressive **2-400 lumens** output with stepless dimming and a maximum reach of **82 meters**, blending high performance with ultimate portability.



Min **2LM** Max **400LM**

Image: A person using the WUBEN G5 flashlight to illuminate items on a shelf, demonstrating its practical application and beam distance.

WUBEN L1

- **Max Brightness:** 2000 Lumens
- **Max Throw:** 340 meters
- **Max Runtime:** Up to 90 hours (in Low mode for Flood)
- **Battery:** 4800mAh
- **Charging Time:** Approximately 2.5 hours
- **Waterproof Rating:** IP68
- **Drop Test:** 1.5 meters
- **Features:** 180-degree rotatable dual lamp heads, spotlight and floodlight modes, power bank function, strong magnetic tail cap.

RECHARGEABLE SOURCES FLASHLIGHT



Max Output
2000LM



Max Throw
340M



Waterproof
IP68



Max Runtime
190HOURS



Drop Test
1.5M







Image: A summary of WUBEN L1's key specifications including 2000 lumens max output, 340m max throw, 190 hours max runtime, IP68 waterproof rating, and 1.5m drop test, shown with two L1 flashlights on a natural surface.

WARRANTY AND SUPPORT

WUBEN products are designed for durability and performance. For specific warranty terms and conditions, please refer to the warranty card included with your purchase or visit the official WUBEN website. For technical support or service inquiries, please contact WUBEN customer service through the contact information provided on their official website or through your retailer.

Official WUBEN Store: [WUBEN Store on Amazon](#)

Related Documents

	<p>Wuben L1 Flashlight: Operation, Features, and Specifications</p> <p>Comprehensive user manual for the Wuben L1 flashlight, detailing its features, operation, maintenance, troubleshooting, and warranty information. Includes specifications for dual light sources, brightness levels, and battery performance.</p>
	<p>Wuben X0 User Manual: Operation, Maintenance, and Warranty</p> <p>Comprehensive user manual for the Wuben X0 EDC angled flashlight, covering product introduction, package contents, specifications, operation, maintenance, troubleshooting, and warranty policy.</p>
	<p>WUBEN E01 User Manual</p> <p>User manual for the WUBEN E01 EDC flashlight, detailing product operation, installation, parameters, maintenance, and warranty information.</p>
	<p>WUBEN X4 LED Flashlight User Manual</p> <p>Comprehensive user manual for the WUBEN X4 LED flashlight, detailing operation modes, specifications, charging indicators, power reminders, warnings, maintenance, troubleshooting FAQs, and warranty policy. Includes product components, installation, and compliance information.</p>