

ACwO DwOTS 333

ACwO Dwots 333 True Wireless Earbuds User Manual

Model: DwOTS 333

1. INTRODUCTION

Thank you for choosing the ACwO Dwots 333 True Wireless Earbuds. This manual provides essential information for setting up, operating, and maintaining your earbuds to ensure optimal performance and longevity. The Dwots 333 earbuds are designed for an immersive audio experience, featuring Hybrid Active Noise Cancellation (ANC), Hexa Microphones with AI-Enhanced Noise Cancellation (AI-ENC), and seamless Dual Device Connectivity.

2. PACKAGE CONTENTS

Please verify that all items are present in your package:

- ACwO Dwots 333 True Wireless Earbuds (Left and Right)
- Charging Case
- USB Charging Cable
- Multiple Sizes of Eartips
- User Manual (This document)
- Warranty Card

3. PRODUCT OVERVIEW

The ACwO Dwots 333 earbuds consist of two individual earbuds and a portable charging case. Familiarize yourself with the components for proper use.



Image 3.1: ACwO Dwots 333 Earbuds and Charging Case. This image displays the two earbuds resting in their open charging case, highlighting their design and the compact nature of the product.

ACwO DwOTS 333

**Work, Workouts, Gaming,
Travel, or Chill**

DwOTS 333 fits every vibe, staying snugly in place.
Hybrid ANC up to 48dB hushes noise

X-Fi Sound™
with inbuilt cinematic mode delivers every beat
like a theater thrill,
6-Mic tech keeps calls crisp, anywhere

Explore
The ACwO DwOTS 333

Image 3.2: Front view of ACwO Dwots 333 Earbuds. This image shows the front perspective of the earbuds, emphasizing their ergonomic shape and the ACwO branding.

4. SETUP

4.1 Charging the Earbuds and Case

Before first use, fully charge the earbuds and charging case. The case provides extended battery life for your earbuds.

1. **Charging the Case:** Connect the provided USB charging cable to the charging port on the case and a power source. The LED indicator on the case will show charging status. A full charge takes approximately 2.5 hours.
2. **Charging the Earbuds:** Place the earbuds into the charging case. Ensure they are correctly seated. The earbuds will automatically begin charging. The case can provide multiple charges, extending total playtime up to 120 hours.

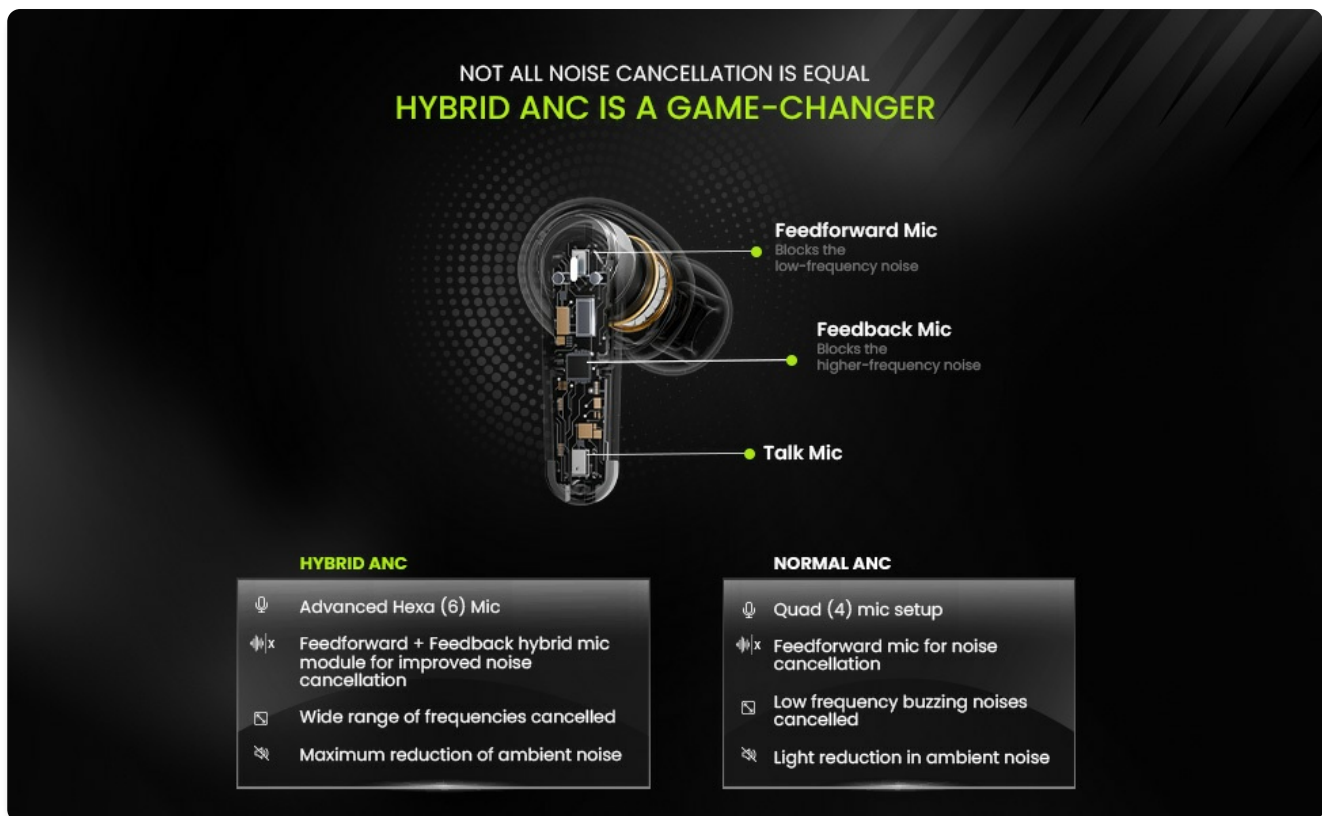


Image 4.1: ACwO Dwots 333 Battery Life and Features. This image highlights the 120-hour battery life, Bluetooth V5.4 technology, 2.5-hour full charge time, and IPX5 water and sweat resistance, illustrating key aspects of the earbuds' performance and durability.

4.2 Initial Pairing

Follow these steps to pair your earbuds with a new device:

1. Open the charging case. The earbuds will automatically enter pairing mode, indicated by a flashing LED on the earbuds.
2. On your device (smartphone, tablet, laptop), enable Bluetooth.
3. Search for available Bluetooth devices and select "ACwO Dwots 333" from the list.
4. Once connected, the LED indicator on the earbuds will stop flashing.

4.3 Dual Device Connectivity

The Dwots 333 supports connecting to two devices simultaneously, allowing for seamless switching between them.

1. Pair the earbuds with your first device (e.g., smartphone) as described in Section 4.2.
2. Disconnect the earbuds from the first device's Bluetooth settings. The earbuds will re-enter pairing mode.
3. Pair the earbuds with your second device (e.g., laptop).
4. Reconnect the earbuds to the first device from its Bluetooth settings. The earbuds should now be connected to both devices.
5. To switch between devices, simply pause audio on one device and play audio on the other. The earbuds will automatically switch the connection.

5. OPERATING INSTRUCTIONS

5.1 Wearing the Earbuds

For optimal sound quality and comfort, choose the correct eartip size and wear the earbuds properly.

- Select eartips that provide a snug fit in your ear canal.

- Gently insert each earbud into your ear, twisting slightly until it feels secure and comfortable.
- Ensure the microphone stems are pointing towards your mouth for clear call quality.



Image 5.1: ACwO Dwots 333 for various activities. This image illustrates the versatility of the Dwots 333 earbuds, showing them being used during work, workouts, gaming, and travel, emphasizing their comfortable and secure fit for different lifestyles.

5.2 Touch Controls

The ACwO Dwots 333 earbuds feature intuitive touch controls on each earbud. Specific functions may vary slightly based on the connected device.

Action	Left Earbud	Right Earbud
Play/Pause Music	Single Tap	Single Tap
Next Track	Double Tap	Double Tap
Previous Track	Triple Tap	Triple Tap
Answer/End Call	Single Tap	Single Tap
Reject Call	Long Press (2s)	Long Press (2s)
Activate Voice Assistant	Long Press (2s)	Long Press (2s)
Toggle ANC/Transparency Mode	Long Press (3s)	Long Press (3s)

5.3 Active Noise Cancellation (ANC)

The Dwots 333 features 48dB Hybrid ANC to reduce ambient noise, allowing for a more focused listening experience. It also includes a Transparency Mode to stay aware of your surroundings.

- **Activating/Deactivating ANC:** Long press the touch area on either earbud for approximately 3 seconds to cycle through ANC On, Transparency Mode, and ANC Off.

- **Hybrid ANC:** Utilizes both feedforward and feedback microphones to block a wide range of frequencies, effectively reducing low-frequency hums and higher-frequency sounds.

Comfort Meets Every Moment

Designed for Comfortable, Immersive Listening
Whichever Situation You Are

From gym sessions and skating to dancing, chilling, or metro rides, the **ACWO DwOTS 333** stays perfectly fitted with its ergonomic, sweat-proof design. Lightweight and secure, these buds move with you without ever budging.







Image 5.2: Hybrid ANC vs Normal ANC Explanation. This diagram illustrates the internal microphone setup for Hybrid ANC (Feedforward, Feedback, and Talk Mics) and compares its advanced noise cancellation capabilities, including wider frequency reduction and maximum ambient noise reduction, against standard ANC systems.

5.4 Call Quality with Hexa Mics and AI-ENC

The earbuds are equipped with a Hexa Mic setup (six microphones) and AI-Enhanced Noise Cancellation (AI-ENC) for clear voice pickup during calls, even in noisy environments.

Play On, Stay Tuned, Listen Longer



120 Hours
of Battery Life

2.5 Hours
for Full Charge

Bluetooth V5.4
Technology

IPX5
Water & Sweat Resistant

Image 5.3: Hexa Mic Setup for Clearer Calls. This image visually explains the placement of the six dedicated microphones on the earbuds, detailing how they work with noise-reducing algorithms to isolate the user's voice and provide up to 2x clearer calls in crowded environments.

5.5 Low Latency Mode

For an optimized gaming or video watching experience, the earbuds feature a low latency mode to minimize audio delay. Refer to your device's settings or the earbuds' touch controls for activation, if available.

6. MAINTENANCE

6.1 Cleaning

Regular cleaning helps maintain sound quality and hygiene.

- Use a soft, dry, lint-free cloth to wipe the earbuds and charging case.
- For eartips, remove them from the earbuds and clean with a mild soap solution, then rinse thoroughly and dry completely before reattaching.
- Do not use abrasive materials, alcohol, or chemical cleaners.

6.2 Storage

When not in use, store the earbuds in their charging case to protect them and keep them charged.

6.3 Water Resistance (IPX5)

The ACwO Dwots 333 earbuds are rated IPX5 water and sweat resistant. This means they can withstand splashes of water and sweat, making them suitable for workouts and light rain. They are not designed for submersion in water or exposure to pressurized water jets.

7. TROUBLESHOOTING

If you encounter issues with your ACwO Dwots 333 earbuds, refer to the following common solutions:

Problem	Possible Solution
Earbuds not pairing	Ensure earbuds are charged. Place them back in the case, close, then reopen to re-enter pairing mode. Forget the device in your phone's Bluetooth settings and try pairing again.
No sound from one earbud	Check battery level of both earbuds. Try placing both earbuds back in the case and taking them out again. Re-pair with your device.
Poor call quality	Ensure microphones are not obstructed. Move to a quieter environment. Check network signal strength on your phone.
Charging case not charging	Verify the charging cable and power adapter are working correctly. Ensure the cable is securely connected to the case and power source.
Touch controls unresponsive	Ensure your fingers are clean and dry. Try restarting the earbuds by placing them in the case and taking them out.

8. SPECIFICATIONS

Detailed technical specifications for the ACwO Dwots 333 Earbuds:






Feature	Detail
Model Name	DwOTS 333
Connectivity Technology	Wireless (Bluetooth V5.4)
Bluetooth Range	10 Metres
Noise Control	Hybrid Active Noise Cancellation (48dB)
Microphone Setup	Hexa Mics with AI-ENC
Audio Driver Type	Dynamic Driver (10mm)
Impedance	32 Ohm
Control Method	Touch
Battery Life (Total)	Up to 120 Hours (with charging case)
Charging Time (Case)	Approx. 2.5 Hours
Water Resistance Level	IPX5 (Water and Sweat Resistant)
Item Weight	38 Grams
Product Dimensions (Case)	4.2 x 6.2 x 2.7 cm
Material	Plastic
Compatible Devices	Cellphones, Laptops, Tablets
Included Components	Cable, Eartip, Warranty card

9. WARRANTY AND SUPPORT

Your ACwO Dwots 333 Earbuds come with a warranty. Please refer to the included Warranty Card for detailed terms and conditions, including the warranty period and coverage.

For technical support, product inquiries, or warranty claims, please contact ACwO customer service through the contact information provided on your warranty card or the official ACwO website.

Related Documents - DwOTS 333

	<p>ACWO DWOTS BOLD Earbuds User Manual</p> <p>User manual for the ACWO DWOTS BOLD True Wireless Stereo Earbuds, detailing features, operation, safety guidelines, and troubleshooting.</p>
	<p>ACWO DWOTS Fire ANC & Fire + True Wireless Earbuds User Manual</p> <p>Comprehensive user manual for ACWO DWOTS Fire ANC and ACWO DWOTS Fire + true wireless stereo earbuds, covering appearance, features, connectivity, safety, and touch controls.</p>
	<p>ACWO DWOTS 747 True Wireless Earbuds User Manual and Features</p> <p>Explore the ACWO DWOTS 747 TWS earbuds with this comprehensive manual. Learn about its appearance, product features like AI-ENC and 65-hour battery life, safety guidelines, charging, Bluetooth pairing, reset procedures, and detailed touch controls for music, calls, and voice assistants.</p>
	<p>ACWO Fire Prime Earbuds Manual: Features and Usage Guide</p> <p>Comprehensive manual for ACWO Fire Prime Earbuds, detailing appearance, product features, box contents, Bluetooth pairing, safety guidelines, touch controls, and smart functions for both Fire Prime and Fire Prime+ models.</p>
	<p>ACWO DWOTS TOUCH Earbuds Manual: Features, Setup, and Usage Guide</p> <p>Official manual for ACWO DWOTS TOUCH True Wireless Stereo (TWS) earbuds. Learn about product features, appearance, charging, Bluetooth pairing, reset process, touch controls, HD display functions, and safety guidelines.</p>



[ACWO DWOTS Fire Prime & Fire Prime+ Wireless Earbuds User Manual](#)

Comprehensive user manual for ACWO DWOTS Fire Prime and Fire Prime+ wireless earbuds. Learn about features, setup, Bluetooth pairing, touch controls, smart display functions, and safety guidelines.

Documents - ACwO – DwOTS 333



[\[pdf\] User Manual](#)

ACwO DwOTS 333 TWS Earbuds with Hybrid ANC Up to 48dBWOTS333 MANUALcdn shopify s files 10666 4870 3294 DWOTS333 MANUAL v 1743506999 |||

...

lang: **score:27** filesize: 1.13 M page_count: 8 document date: 2025-04-01