



[Manuals.plus](#) /

› [AIRMATE](#) /

› AIRMATE FB23122 Pedestal Fan User Manual

AIRMATE FB23122

AIRMATE FB23122 Pedestal Fan User Manual

1. INTRODUCTION

Thank you for choosing the AIRMATE FB23122 Pedestal Fan. This versatile 3-in-1 fan is designed to provide powerful yet quiet air circulation for various environments. With 12 speed settings, remote control operation, and a convenient timer, it offers customizable comfort. Please read this manual thoroughly before use to ensure safe and optimal performance.



The AIRMATE FB23122 Pedestal Fan, a versatile cooling solution.

2. SAFETY INSTRUCTIONS

To reduce the risk of fire, electric shock, or injury, always follow these basic safety precautions:

- Read all instructions before using this fan.
- Ensure the power supply matches the voltage specified on the fan's rating label.
- Do not operate the fan with a damaged cord or plug. Contact customer service for repair.
- Keep the fan away from water or other liquids. Do not immerse the fan in water.
- Unplug the fan from the power outlet before cleaning, moving, or performing any maintenance.
- Do not insert fingers or any objects through the grille when the fan is operating.
- This appliance is not intended for use by persons (including children) with reduced physical, sensory, or mental capabilities, or lack of experience and knowledge, unless they have been given supervision or instruction concerning use of the appliance by a person responsible for their safety.
- Do not block air openings or operate near curtains or other materials that could block airflow.

3. PACKAGE CONTENTS

Please check the package for the following items:

- Fan Head Unit
- Base
- Extension Poles (multiple sections for height adjustment)
- Power Adapter
- Remote Control (with battery)
- User Manual

4. ASSEMBLY AND SETUP

The AIRMATE FB23122 fan offers three flexible height adjustments, allowing it to transform from a compact table fan to a powerful pedestal fan. Follow these steps to assemble your fan:

1. **Choose Your Height:** The fan comes with removable plastic tube sections. Decide whether you want a table fan, a medium-height fan, or a full pedestal fan.
2. **Assemble the Pole:** Connect the desired number of extension poles to the base by twisting them securely. Ensure they are firmly locked into place.
3. **Attach Fan Head:** Carefully attach the fan head unit to the top of the assembled pole. Twist until it clicks into place, ensuring a stable connection.
4. **Connect Power:** Plug the power adapter into the fan unit, then plug the adapter into a suitable electrical outlet.

Potente Circolazione dell'Aria per Una Casa Più Fresca



960 CFM
Volume d'Aria Enorme



3 Min
Rinfresca l'aria
Della Stanza



6.7m/s
Velocità Massima
del Vento



26 m
Distanza Massima

The fan can be configured as a table fan, medium pedestal fan, or full pedestal fan.

5. OPERATING INSTRUCTIONS

Your AIRMATE FB23122 fan can be operated using the touch controls on the unit or the included remote control.

5.1 Remote Control

The multi-function remote control allows convenient operation from a distance. Ensure the remote

control battery is correctly inserted.

Ventilatore All-in-One Dalle Molteplici Funzioni



Materiale ABS



12 Impostazioni
del Vento



Design a Tempesta



Timer 12H



Controllo Remoto



The fan comes with a convenient remote control for easy operation.

5.2 Basic Functions

- **Power On/Off:** Press the power button on the fan unit or remote to turn the fan on or off.
- **Speed Adjustment:** Use the '+' and '-' buttons on the remote or the speed control button on the unit to cycle through 12 precise speed settings, from a gentle breeze to powerful airflow.
- **Oscillation:** Press the oscillation button to activate the automatic 80° horizontal oscillation. The fan head can also be manually tilted up to 90° vertically to direct airflow precisely.
- **Timer:** Press the timer button to set the automatic shut-off timer for up to 12 hours. Each press


typically increases the timer by one hour.

5.3 Special Modes

- **Baby Mode:** This mode provides a gentle, quiet breeze, ideal for creating a comfortable sleeping environment for infants.
- **Storm Mode:** Designed for rapid cooling, this mode delivers powerful airflow to quickly reduce room temperature.

Motore Brushless ad Alta Velocità e Risparmio Energetico

↓ 25^W
Potenza



Airmate



Altri



The fan provides powerful air circulation, refreshing air quickly across large areas.

Dite Addio ai Ventilatori Ordinari

Scoprite il Raffreddamento Moderno Ridefinito



The fan features wide-angle oscillation for comprehensive cooling.

6. FEATURES AND BENEFITS

- **Super Air Circulation:** Equipped with a 12-inch fan head and 9-inch bionic blades, increasing airflow by up to 60% compared to standard fans.
- **Quiet Operation:** Utilizes vortex silencing technology, operating at a low noise level of 25 decibels, ensuring a peaceful environment.
- **12 Speed Settings:** Offers a wide range of airflow intensity, from a gentle breeze to a powerful

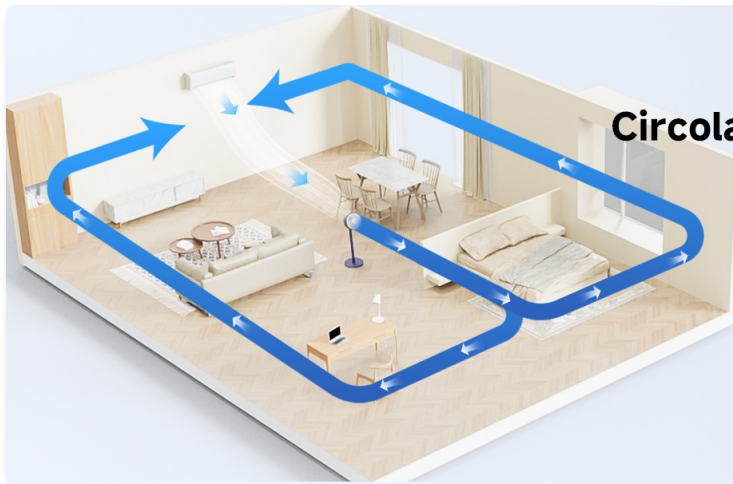
storm mode.

- **Energy Saving:** Features a powerful brushless motor (1800 RPM) that is energy-efficient, consuming only 25W.
- **Omnidirectional Oscillation:** Provides 80° automatic horizontal oscillation and 90° manual vertical tilt for comprehensive air distribution.
- **3-in-1 Design:** Easily converts between a table fan, medium pedestal fan, and full pedestal fan to suit various spaces and needs.

Oscillazione Grandangolare per un Raffreddamento Completo



The fan's quiet design ensures a restful sleep environment.



Grandi Venti Circolazione a Tutto Tondo


6.7 m/s
Velocità Massima del Vento

High-speed brushless motor for efficient and energy-saving performance.

Motore Brushless ad Alta Velocità e Risparmio Energetico

50%
Aumento della Velocità

50%
Consumo di Energia



Additional features include easy disassembly, remote control, and a 12-hour timer.

7. MAINTENANCE AND CLEANING

Regular cleaning will help maintain the fan's performance and extend its lifespan.

- **Always unplug the fan** before cleaning or performing any maintenance.
- **Exterior Cleaning:** Wipe the exterior surfaces of the fan with a soft, damp cloth. Do not use abrasive cleaners, solvents, or harsh chemicals, as these can damage the plastic parts.
- **Grille Cleaning:** The front grille can be carefully removed for cleaning the fan blades. Refer to the diagram for disassembly instructions. Use a soft brush or vacuum cleaner to remove dust from the blades. Ensure the grille is securely reattached before operating the fan.
- **Storage:** When not in use for extended periods, store the fan in a cool, dry place, preferably in its original packaging.

8. TROUBLESHOOTING

If you encounter any issues with your fan, please refer to the following common problems and solutions:

Problem	Possible Cause	Solution
Fan does not turn on.	No power supply. Power cord not properly connected. Remote control battery is dead.	Check if the power outlet is working. Ensure the power cord is securely plugged into the fan and the outlet. Replace the remote control battery.
Weak or no airflow.	Fan speed is too low. Air intake/outlet blocked. Fan blades are dirty.	Increase the fan speed setting. Ensure nothing is obstructing the front or rear grilles. Clean the fan blades as per maintenance instructions.
Unusual noise during operation.	Loose parts. Fan not on a stable surface. Obstruction in fan blades.	Check all assembled parts are secure. Place the fan on a flat, stable surface. Unplug the fan and check for any foreign objects in the blades.
Remote control not working.	Battery is dead or incorrectly inserted. Obstruction between remote and fan.	Replace the battery and ensure correct polarity. Ensure a clear line of sight between the remote and the fan's receiver.

If the problem persists after trying these solutions, please contact AIRMATE customer support.

9. SPECIFICATIONS

Feature	Specification
Brand	AIRMATE
Model Number	FB23122
Color	Blue
Electric Fan Design	Pedestal Fan (3-in-1)
Power Source	Corded Electric
Product Dimensions	33P x 33I x 94H cm (max height)
Special Features	Adjustable Height, Quiet Operation, Oscillating, Remote Controlled, Timer
Number of Speeds	12
Noise Level	25 Decibels
Wattage	25 watts

Feature	Specification
Airflow Capacity	960 Cubic Inches per Minute
Max Wind Speed	6.7 Meters per Second
Voltage	230 Volts
Control Method	Remote, Touchpad
Blade Material	Polypropylene
Included Components	Remote Control

10. WARRANTY AND SUPPORT

AIRMATE products are manufactured to the highest quality standards. For warranty information, technical support, or service inquiries, please refer to the warranty card included in your package or visit the official AIRMATE website. Please have your model number (FB23122) and purchase details ready when contacting support.