

DOOGEE Fire 3 Ultra

DOOGEE Fire 3 Ultra Rugged Phone User Manual

Model: Fire 3 Ultra

1. INTRODUCTION

The DOOGEE Fire 3 Ultra is a robust and versatile rugged smartphone designed for demanding environments and extended use. Featuring a large battery, advanced processing capabilities, and a durable build, it is engineered to provide reliable performance in various conditions. This manual provides essential information for setting up, operating, maintaining, and troubleshooting your device.

2. PACKAGE CONTENTS

Please verify that all items listed below are included in your product package:

- 1 x FIRE 3 ULTRA Rugged Smartphone
- 1 x Type-C USB Cable and 18W Charger
- 1 x Screen-printed Protective Film (Pre-applied)
- 1 x SIM Card Removal Needle
- 1 x Packing Box
- 1 x User Manual
- 1 x Warranty Card

Package Contents

1 x Fire 3 Ultra Rugged Phone
1 x Type-C USB Cable
1 x Charger
1x Protective Film(Pre-applied)

1 x Card Slot Opener
1 x Packing Box
1 x Manual
1 x Service Card



Image: Contents of the DOOGEE Fire 3 Ultra package.

3. DEVICE OVERVIEW

The DOOGEE Fire 3 Ultra is built with a focus on durability and user comfort. Its compact design houses powerful components, making it suitable for both everyday use and challenging environments.



Image: Front and back view of the DOOGEE Fire 3 Ultra.

DOOGEE Fire 3 Ultra

Small Body, Big Power



256GB Large Memory



5.5" Display for Comfortable Grip



16MP Main+20MP Night Vision



8350mAh Large Battery



Image: The DOOGEE Fire 3 Ultra held in hand, demonstrating its compact form factor.

4. INITIAL SETUP

4.1. SIM Card and TF Card Installation

The device supports dual SIM cards and expandable storage via a TF card (up to 2TB, sold separately). Locate the SIM card tray on the side of the phone. Use the provided SIM card removal needle to eject the tray. Insert your Nano-SIM cards and/or TF card into the designated slots, ensuring correct orientation. Gently push the tray back into the phone until it clicks into place.

4.2. Charging the Device

Before first use, fully charge your DOOGEE Fire 3 Ultra. Connect the provided Type-C USB cable to the phone's charging port and the 18W charger to a power outlet. The 8350mAh battery provides extended usage times, including up to 1,415 hours of standby and 31 hours of music playback. The device also supports OTG reverse charging, allowing it to function as a power bank for other devices.

8350mAh Large Battery

Lightweight, and Long-Lasting

18W

Fast Charging

Reverse Charging

Earbuds, Smartwatch

25.4Days

Standby

108Hrs

Music Playing

41Hrs

Video Watching

48.7Hrs

Calling



Image: The DOOGEE Fire 3 Ultra connected to its charger, emphasizing battery capacity.

5. OPERATING YOUR DEVICE

5.1. Display

The Fire 3 Ultra features a 5.5-inch HD+ IPS display, offering clear visuals and comfortable one-handed operation. The display provides a resolution of 720x1440 pixels and 400 nits brightness for good visibility.

5.5" HD+ Compact Comfort, Always Clear

400 nits

Brightness

16.7M

Screen Color

720*1440

Resolution

76.8%

Screen-to-body Ratio

Dark

Mode



Image: The DOOGEE Fire 3 Ultra display in use.

5.2. Performance

Powered by the Unisoc T7200 octa-core processor (12nm) and running Android 15, the device ensures smooth and responsive performance for various applications and multitasking. The processor operates at an ultimate frequency of 1.6GHz and includes a Mali-G57 GPU.

Unisoc T7200 Processor with Stunning Performance

Octa-Core

High-performance CPU

12nm

Process

1.6GHz

Ultimate Frequency

Mali-G57

GPU



Image: Visual representation of the Unisoc T7200 processor.

5.3. Storage

The Fire 3 Ultra comes with 24GB of RAM (6GB physical + 18GB virtual) and 256GB of internal storage. Storage can be expanded up to 2TB using a TF card, providing ample space for applications, photos, videos, and other data.

Max 24GB +256GB Bigger Storage, More Freedom

24GB Max RAM

6GB Basic+18GB Virtual RAM

256GB ROM

Base Storage

2TB

Expandable Memory

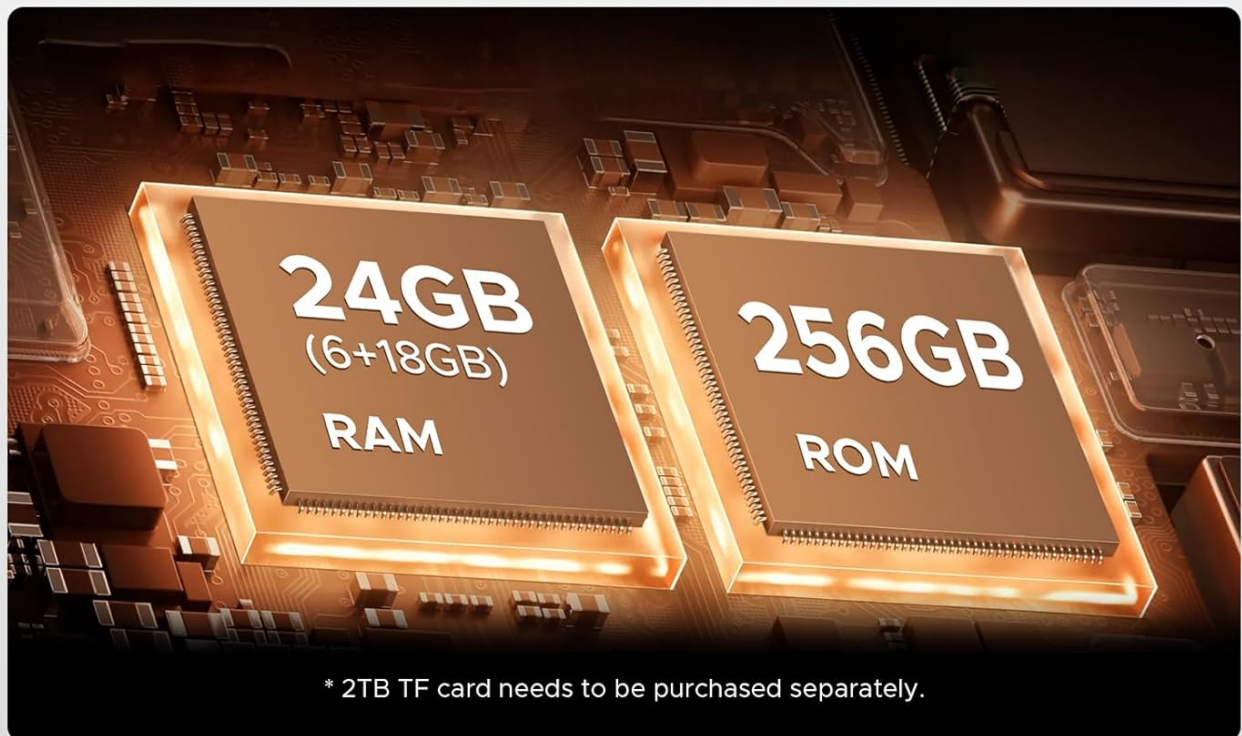


Image: Representation of the phone's RAM and ROM.

5.4. Camera System

Capture moments with the 16MP AI main camera, designed for crisp and vibrant photos in various lighting conditions. The 20MP infrared night vision camera allows for clear visibility in complete darkness, suitable for security or wildlife observation. An 8MP front camera is included for video calls and selfies. The camera system supports various modes including HDR, Panorama, and Night Mode.

Multiple Photography Features



Image: Overview of the DOOGEE Fire 3 Ultra's camera features.

5.5. Connectivity and Security

The device offers comprehensive connectivity options including 4G LTE, Wi-Fi, Bluetooth 5.0, and NFC for quick payments via Google Pay. Navigation is supported by GPS, Glonass, Galileo, and Beidou for accurate positioning. For security, the phone features both side fingerprint and face unlock capabilities for fast and reliable access. A 3.5mm headphone jack is also included.

5.6. Built-in Gemini AI

The DOOGEE Fire 3 Ultra integrates Gemini AI, enhancing various functionalities such as content creation, image analysis, code development, language learning, and smart assistant features, aiming to streamline user experience.

Built-in Gemini AI

Easier Work & Life

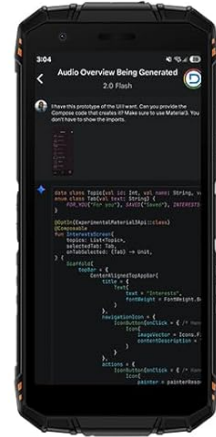
Content Creation



Image Analysis



Code Development



Language Learning



Smart Assistant



Gemini Live



Image: Examples of Gemini AI functionalities.

6. DURABILITY AND PROTECTION

The DOOGEE Fire 3 Ultra is built to withstand harsh conditions. It is certified with IP68/IP69K ratings, indicating high resistance to dust and water immersion up to 1.5 meters. Additionally, it meets MIL-STD-810H military-grade standards for drop resistance, ensuring durability against impacts and extreme temperatures.

7. SPECIFICATIONS

Feature	Specification
Model Name	Fire 3 Ultra
Operating System	Android 15
Processor	Unisoc T7200 Octa-Core

Feature	Specification
RAM	24 GB (6GB physical + 18GB virtual)
Internal Storage	256 GB
Expandable Memory	Up to 2 TB via TF card
Screen Size	5.5 Inches
Display Type	IPS HD+
Refresh Rate	90 Hz
Main Camera	16 MP AI
Night Vision Camera	20 MP Infrared
Front Camera	8 MP
Battery Capacity	8350 mAh
Charging	18W Fast Charging, OTG Reverse Charging
Durability Ratings	IP68/IP69K, MIL-STD-810H
Connectivity	4G LTE, Wi-Fi, Bluetooth 5.0, NFC, USB Type-C
Navigation	GPS, Glonass, Galileo, Beidou
Security	Side Fingerprint, Face Unlock
Audio Jack	3.5 mm
Weight	1.21 pounds
Dimensions	7.64 x 4.09 x 2.24 inches

8. TROUBLESHOOTING

This section addresses common issues you might encounter with your DOOGEE Fire 3 Ultra.

- **Network Compatibility:** If you experience network issues, ensure your carrier's frequency bands are supported by the device. The phone supports 4G TDD-LTE: B34/38/39/40/41; FDD-LTE: B1/2/3/4/5/7/8/18/19/20/25/26/28A/28B/66; 3G WCDMA: B1/2/4/5/8; 2G GSM: B2/3/5/8. Confirm compatibility with your carrier before purchasing.
- **Battery Draining Quickly:** While the 8350mAh battery offers long life, heavy usage of GPS, streaming, or demanding apps can increase consumption. Reduce screen brightness, close background apps, and limit data usage when not needed. Ensure the phone is fully charged using the provided 18W charger.
- **Slow Performance:** If the phone feels sluggish, clear recent apps, restart the device, or check for system updates. Ensure sufficient storage space is available, as low storage can impact performance.
- **Fingerprint/Face Unlock Issues:** Ensure your fingers are clean and dry for fingerprint recognition. For face unlock, ensure adequate lighting and that your face is clearly visible to the front camera. Re-register your fingerprint or face



data if issues persist.

- **Water/Dust Exposure:** Although the phone is IP68/IP69K and MIL-STD-810H certified, always ensure all port covers are securely closed before exposing the device to water or dust. If the phone gets wet, dry it thoroughly before charging.

9. WARRANTY AND SUPPORT

Your DOOGEE Fire 3 Ultra comes with a warranty. Please refer to the included Warranty Card in your package for detailed terms and conditions, including coverage period and service procedures. For technical support or further assistance, please contact DOOGEE customer service through their official channels, which can typically be found on the manufacturer's website or the contact information provided in the warranty documentation.

Related Documents

	<p>DOOGEE Smart Phone RF Test Report - Fire 6 Max and Series Models</p> <p>This document presents the radio frequency (RF) test results for the DOOGEE Smart Phone, covering models such as Fire 6 Max, S200 Max, Fire 6 Ultra, Fire 6 Turbo, Fire 7 Max, Fire7, Fire 7 Power, Fire 7 Pro, and Fire 7 Power Pro. The testing was conducted by TIRT Technology Service Co.,Ltd Shenzhen according to FCC CFR Title 47, Part 15, Subpart E.</p>
	<p>DOOGEE Smart Phone Applicant Certification Filing - Fire 6 Max, Fire 7 Series</p> <p>Shenzhen DOOGEE Hengtong Technology CO., LTD. files an applicant certification attestation for their Smart Phone models, including the Fire 6 Max and Fire 7 series, confirming compliance with FCC regulations regarding covered communications equipment.</p>

