

Heelay SF20251004B0F3XBL2P1

Heelay Electric Gua Sha Facial Tool User Manual

MODEL: SF20251004B0F3XBL2P1

1. Introduction

This manual provides instructions for the safe and effective use of your Heelay Electric Gua Sha Facial Tool. This device combines traditional Gua Sha massage with modern features such as heat, vibration, and red light therapy to support skin care routines.

2. Safety Information

- Read all instructions before using the device.
- Keep the device away from water and do not rinse directly with water. Wipe with a clean damp cloth for cleaning.
- Do not use on broken, irritated, or infected skin.
- Consult a physician before use if you have any skin conditions, medical implants, or are pregnant.
- Keep out of reach of children.
- Do not use the device for more than 15 minutes per body part in a single session.
- Avoid taking a cold bath within 30 minutes after a full body massage.

3. Package Contents

- Heelay Electric Gua Sha Facial Tool
- USB Charging Cable
- User Manual

4. Product Overview

The Heelay Electric Gua Sha Facial Tool features a natural Bian Stone massage head, integrated red light therapy, and controls for heat and vibration.



Figure 4.1: Front view of the Heelay Electric Gua Sha Facial Tool with its protective cover.

HELP SKIN TO ABSORB NUTRIENTS



Help absorb water, lotion, cream, essential oils



Figure 4.2: Close-up of the device's control panel, featuring power and mode buttons, and a digital display.



Figure 4.3: Illustration detailing the traditional functions and benefits associated with Bian Stone material.

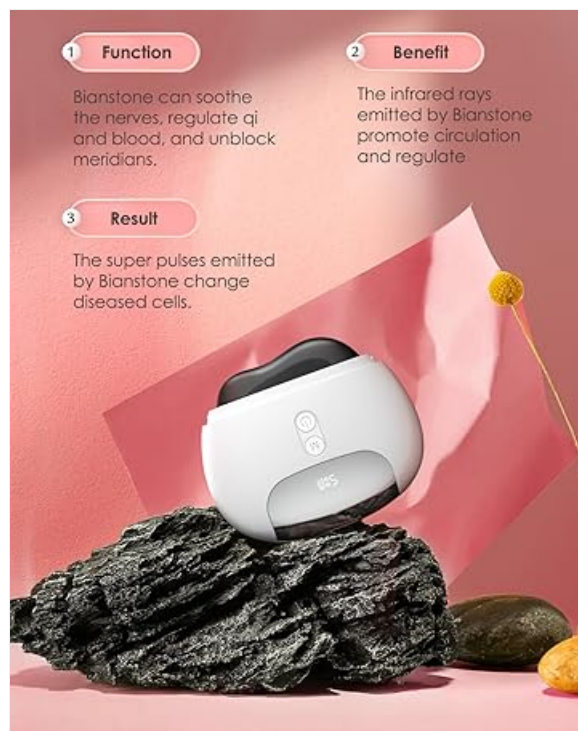


Figure 4.4: Ergonomic design of the massage head, highlighting different edges for various facial areas.

5. Setup

5.1 Charging the Device

Before first use, fully charge the device using the provided USB charging cable. Connect the cable to the device's charging port and a suitable USB power source. The display will indicate charging status.

6. Operating Instructions

6.1 Power On/Off

- To power on: Press and hold the power button (①) for 1 second.
- To power off: Press and hold the power button (①) for 1 second.

6.2 Adjusting Heat and Vibration Modes

- The device features 5 levels of heating and vibration intensity.
- Short press the power button (①) to cycle through the 5 heating and vibration intensity levels.
- Press the 'M' button (②) to adjust vibration settings independently.




Figure 6.1: Control buttons for power, intensity levels, and vibration adjustment.

6.3 Red Light Therapy

Red light therapy is integrated into the device's operation, working simultaneously with heating and vibration to promote skin elasticity and reduce the appearance of wrinkles.

6.4 Application with Skincare Products

For optimal results and to prevent friction, it is recommended to use the device with essential oils, serums, lotions, or creams. The device can assist in the absorption of these products.



Figure 6.2: The device aids in the absorption of skincare products.

6.5 Recommended Usage

- The recommended working time for the massage board is 15 minutes per session for one body part.
- For facial massage, frequency may vary per individual.
- For body massage, it is recommended to use once every 1-2 weeks, adjusting based on comfort.

It only takes 3 months to be more beautiful with its craftsmanship

<p>Animal horns & Plastic ❌</p> <p>Strong flavor, not good for health</p> 	<p>No warmth ❌</p> <p>Poor skin feeling</p> 	<p>No vibration ❌</p> <p>Single function manual massage</p> 
<p>Red Bianstone Massager ✔️</p> <p>Red Bianstone mineral crystal with small granularity delicate, moist and gentle to your skin</p> 	<p>Red Bianstone Massager ✔️</p> <p>When placing the red Bianstone on your hands Microcirculation</p> 	<p>Red Bianstone Massager ✔️</p> <p>Wiping the back with Red Bianstone Thermal imaging picture display</p> 

Figure 6.3: Examples of device application on various body parts.

6.6 Battery Life

Battery life varies depending on the intensity level used:

- Level 1: Approximately 4 hours and 7 minutes
- Level 2: Approximately 3 hours and 42 minutes
- Level 3: Approximately 2 hours and 56 minutes
- Level 4: Approximately 2 hours and 56 minutes
- Level 5: Approximately 1 hour and 7 minutes

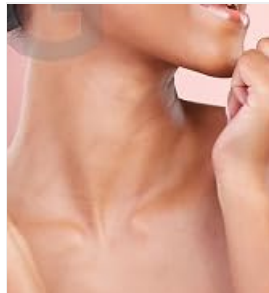


Figure 6.4: Estimated battery life based on usage intensity levels.

7. Maintenance

7.1 Cleaning the Device

After each use, especially if used with essential oils or other skincare products, wipe the massage head with a clean, damp cloth to remove any residue. Do not rinse the device directly with water.

8. Troubleshooting

Common questions and answers regarding the device's use:

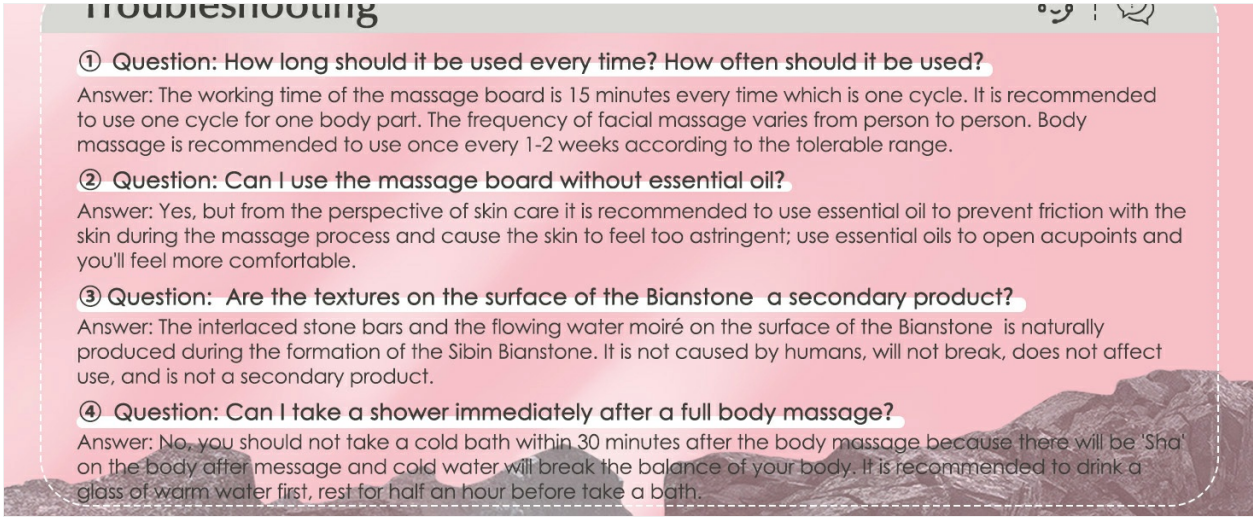


Figure 8.1: Frequently Asked Questions and Troubleshooting.

1. **Question:** How long should it be used every time? How often should it be used?
Answer: The working time of the massage board is 15 minutes every time, which is one cycle. It is recommended to use one cycle for one body part. The frequency of facial massage varies from person to person. Body massage is recommended to use once every 1-2 weeks according to the tolerable range.
2. **Question:** Can I use the massage board without essential oil?
Answer: Yes, but from the perspective of skin care, it is recommended to use essential oil to prevent friction with the skin during the massage process and to avoid the skin feeling too astringent. Using essential oils can also help open acupoints and enhance comfort.
3. **Question:** Are the textures on the surface of the Bianstone a secondary product?
Answer: The interlaced stone bars and the flowing water moiré on the surface of the Bianstone are naturally produced during the formation of the Sibin Bianstone. It is not caused by humans, will not break, does not affect use, and is not a secondary product.
4. **Question:** Can I take a shower immediately after a full body massage?
Answer: No, you should not take a cold bath within 30 minutes after the body massage because there may be 'Sha' (redness/petechiae) on the body after massage, and cold water will break the balance of your body. It is recommended to drink a glass of warm water first, rest for half an hour before taking a bath.

9. Specifications

Package Dimensions	5.47 x 3.78 x 1.42 inches
Item Weight	5.61 ounces
Model Number	SF20251004B0F3XBL2P1
Manufacturer	Heelay
Use for	Eyes, Face, Neck
Power Source	Battery Powered
Color	Upgrade White and Gray
Massager Form	Massage Wand

10. Customer Support

If you have any questions or require assistance with your Heelay Electric Gua Sha Facial Tool, please contact our customer service team:

Email: services-heelay@outlook.com