

## Infinity DM 56

# Infiniity DM56 Sport Smartwatch User Manual

MODEL: DM 56

## 1. INTRODUCTION

Thank you for choosing the Infiniity DM56 Sport Smartwatch. This device is designed to enhance your active lifestyle with advanced fitness tracking, health monitoring, and smart connectivity features. Equipped with a vibrant 1.43-inch AMOLED display, built-in GPS, and comprehensive health sensors, the DM56 is your reliable companion for both daily wear and intense workouts.

This manual provides detailed instructions on how to set up, operate, maintain, and troubleshoot your smartwatch to ensure optimal performance and longevity.



Image 1.1: Front view of the Infiniity DM56 Sport Smartwatch, showcasing its round AMOLED display and rugged design.

## 2. WHAT'S IN THE BOX

---

Upon opening your Infiniity DM56 Sport Smartwatch package, please ensure all the following items are present:

- Infiniity DM56 Sport Smartwatch
- Charging Cable
- User Manual (this document)

## 3. SETUP

---

### 3.1 Charging the Smartwatch

Before first use, fully charge your DM56 smartwatch. A full charge typically takes approximately 2 hours.

1. Connect the magnetic charging cable to the charging contacts on the back of the smartwatch. Ensure the pins align correctly.
2. Plug the USB end of the charging cable into a standard USB power adapter (5V/1A recommended) or a computer's USB port.
3. The watch display will show a charging indicator. Once fully charged, the indicator will change or disappear.

### 3.2 Pairing with Your Smartphone

To unlock the full potential of your DM56 smartwatch, you need to pair it with your smartphone via Bluetooth using the dedicated companion application. The DM56 is compatible with Android 5.0+ and iOS 11 and above.

1. **Download the App:** Search for the official Infiniity companion app (refer to the packaging or quick start guide for the exact app name) on the Google Play Store (for Android) or Apple App Store (for iOS) and install it.
2. **Enable Bluetooth:** Ensure Bluetooth is enabled on your smartphone.
3. **Open the App:** Launch the companion app on your smartphone and follow the on-screen instructions to create an account or log in.
4. **Add Device:** Within the app, navigate to the 'Add Device' or 'Pair Device' section. The app will search for available smartwatches.
5. **Select DM56:** Select 'DM56' from the list of found devices. A pairing request may appear on both your phone and the watch. Confirm the pairing on both devices.
6. **Complete Setup:** Once paired, the app will guide you through initial settings, such as profile information, notification permissions, and data synchronization.

## 4. OPERATING THE SMARTWATCH

---

### 4.1 Basic Navigation

The DM56 features a responsive touchscreen and physical buttons for intuitive control.

- **Touchscreen:** Swipe up, down, left, or right to navigate through menus and notifications. Tap to select items.
- **Physical Buttons:** The watch has multiple buttons, typically labeled 'SPORT', 'SEL', 'BACK', and a dedicated 'GPS' button. Their functions may vary depending on the current screen or mode.



Image 4.1: Side view of the Infiniity DM56 Sport Smartwatch, highlighting the physical control buttons.

## 4.2 Display Features

The 1.43-inch AMOLED display offers vibrant colors and deep blacks with a resolution of 466x466 pixels.

- **Always-On Display:** The DM56 supports Always-On Display functionality, allowing you to see the time and essential information at a glance without needing to raise your wrist or press a button. This feature can be configured in the watch settings.



Image 4.2: The Infiniti DM56 Sport Smartwatch display, showcasing a typical watch face with various data points.

### 4.3 Built-in GPS & Compass

The DM56 features dual-frequency GPS (L1+L5) and supports multiple satellite systems (GPS, GLONASS, BDS, Galileo, NAVIC, QZSS) for precise outdoor tracking. A built-in compass further aids navigation.

- **GPS Tracking:** When starting an outdoor activity (e.g., running, cycling), the watch will automatically attempt to acquire a GPS signal. Ensure you are in an open area for faster signal acquisition. Your route, distance, and pace will be recorded.
- **Compass:** Access the compass feature from the watch's menu to get real-time directional information.





Image 4.3: The Infiniity DM56 Sport Smartwatch from an angle, highlighting the dedicated GPS button on the side.



## 4.4 All-Day Health Monitoring

The DM56 is equipped with the VC30F sensor for continuous health monitoring.

- **Heart Rate Monitoring:** Track your heart rate in real-time throughout the day. View your current heart rate on the watch face or in the dedicated heart rate app.
- **Blood Oxygen (SpO2) Monitoring:** Measure your blood oxygen saturation levels.
- **Sleep Tracking:** The watch automatically monitors your sleep patterns, including deep sleep, light sleep, and awake times. View detailed sleep analysis in the companion app.
- **Stress Tracking:** Monitor your stress levels throughout the day.
- **Pedometer:** Counts your daily steps, distance, and estimated calories burned.

**Note: The Infiniity DM56 Smartwatch is NOT A MEDICAL DEVICE. All health monitoring data is for reference only and should not be used for medical diagnosis or treatment.**

## 4.5 Sports Modes

The DM56 offers over 170 customizable sports modes, with 14 built-in modes such as outdoor running, cycling, and swimming. You can add up to 10 additional modes manually via the companion app.

- **Starting an Activity:** Navigate to the 'Workout' or 'Sports' menu on the watch, select your desired activity, and tap to start.
- **During Activity:** The watch will display real-time metrics such as duration, distance, heart rate, and calories burned.
- **Ending Activity:** Swipe or press the designated button to pause or end the activity. Your workout data will be saved and synchronized with the app.

## 4.6 Smart Notifications & Calls

Once paired with your smartphone, the DM56 can receive notifications and handle calls directly on your wrist.

- **Notifications:** Receive alerts for incoming calls, SMS messages, and app notifications (e.g., social media, email). Configure which app notifications you want to receive in the companion app.
- **Make/Answer Call:** The DM56 allows you to make and answer calls directly from the watch, utilizing its built-in microphone and speaker. Ensure the watch is connected to your phone via Bluetooth.

# 5. MAINTENANCE

## 5.1 Waterproof Rating

The DM56 has a 5ATM waterproof rating, meaning it can withstand water pressures equivalent to a depth of 50 meters. This makes it suitable for swimming, showering, and other water-based activities. However, it is not recommended for diving or high-pressure water activities.

- Avoid exposing the watch to hot water, steam, or strong detergents.
- After exposure to saltwater, rinse the watch with fresh water and dry it thoroughly.

## 5.2 Cleaning and Care

To maintain the appearance and functionality of your smartwatch:

- Regularly clean the watch body and strap with a soft, damp cloth.
- Ensure the charging contacts on the back of the watch are clean and dry before charging.

- Avoid using abrasive cleaners or solvents.

### 5.3 Battery Life Optimization

The DM56 is powered by a 500mAh high-voltage battery, offering extended usage. To maximize battery life:

- Adjust screen brightness to a lower level.
- Limit the use of Always-On Display if not essential.
- Turn off unnecessary notifications.
- Disable continuous heart rate monitoring if not needed 24/7.

## 6. TROUBLESHOOTING

If you encounter issues with your Infiniity DM56 smartwatch, try the following common solutions:

- **Watch not turning on:** Ensure the watch is fully charged. Connect it to the charger and wait a few minutes before attempting to power it on again.
- **Cannot pair with phone:**
  - Ensure Bluetooth is enabled on your phone and the watch.
  - Make sure the watch is within Bluetooth range of your phone.
  - Restart both the watch and your phone.
  - Clear Bluetooth cache on your phone (Android) or forget the device and re-pair.
  - Ensure the companion app is updated to the latest version.
- **Inaccurate health data:**
  - Ensure the watch is worn snugly on your wrist, not too tight or too loose.
  - Clean the sensor on the back of the watch.
  - Note that environmental factors and individual physiology can affect readings. Remember, it is not a medical device.
- **Notifications not received:**
  - Check notification settings in the companion app.
  - Ensure the app has necessary permissions on your phone (e.g., notification access).
  - Verify that the watch is connected to your phone.
- **Short battery life:** Refer to Section 5.3 for battery optimization tips.

If the issue persists after trying these steps, please contact customer support for further assistance.

## 7. SPECIFICATIONS

Feature	Specification
Model Number	DM 56
Display	1.43-inch AMOLED, 466x466 pixels



Feature	Specification
Sensors	Heart Rate (VC30F), Accelerometer (STK8321), Magnetometer (Compass), Barometer+Altitude (SPL07-03)
Connectivity	Bluetooth 5.3
Battery Capacity	500mAh
Waterproof Level	5ATM
Compatibility	Android 5.0+ and iOS 11 and above
Item Weight	3 ounces
Package Dimensions	4.25 x 4.25 x 2.8 inches
Operating System	Android Wear 2.7 (Note: This refers to the underlying OS, not necessarily full Android Wear functionality)
GPS	Built-in GPS (L1+L5 dual-frequency)
Shape	Round
Battery Type	Nonstandard Battery, Lithium Ion

## 8. WARRANTY AND SUPPORT

The Infiniity DM56 Sport Smartwatch comes with a standard manufacturer's warranty. Please refer to the warranty card included in your product packaging for specific terms and conditions, including warranty duration and coverage details.


For technical support, troubleshooting assistance beyond what is covered in this manual, or warranty claims, please contact Infiniity customer service through the contact information provided on the product packaging or the official Infiniity website.

Please retain your proof of purchase for warranty purposes.



© 2025 Infiniity. All rights reserved.

### Related Documents - DM 56

	<p><a href="#">Infiniity Riage X3 Massage Chair User Manual</a></p> <p>Comprehensive user manual for the Infiniity Riage X3 massage chair, covering safety precautions, component functions, installation, operation, maintenance, and troubleshooting.</p>
---	---




[INNOVA Smart Watch F56 User Manual - Features, Setup, and Safety](#)

Comprehensive user manual for the INNOVA Smart Watch F56 (SW/56). Learn about setup, features like heart rate monitoring, notifications, sports tracking, charging, maintenance, and important safety information.



[Smart Med Alert Watch User Manual](#)

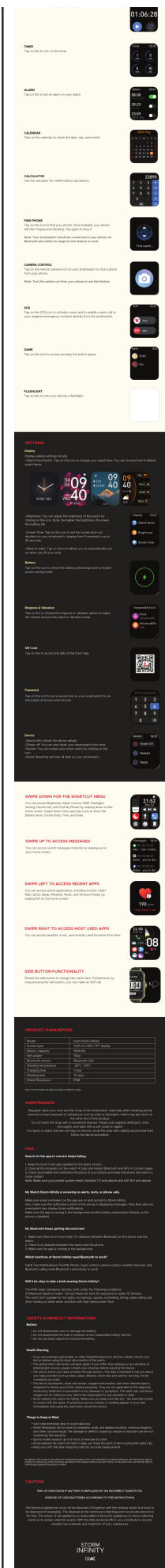
User manual for the Smart Med Alert watch, detailing features like SOS alarm, fall detection, heart rate monitoring, camera, pedometer, and inactivity reminders. Includes instructions on charging, powering on/off, and navigating the watch interface.



[boAt Storm Infinity Max Smartwatch User Manual](#)

Comprehensive user manual for the boAt Storm Infinity Max smartwatch, covering setup, features, app connectivity, and maintenance. Learn how to use your smartwatch for fitness tracking, notifications, and more.





[boAt Storm Infinity Smartwatch User Manual: Features, Setup, and Maintenance](#)

Comprehensive user manual for the boAt Storm Infinity smartwatch. Learn how to set up, charge, connect to the app, navigate features like heart rate monitoring, sleep tracking, workouts, and access settings and safety information.



Comprehensive overview of the Beurer AS 87 Activity Sensor, detailing its activity and sleep tracking capabilities, smartphone notifications, Bluetooth connectivity, app integration, and technical specifications.