

## Manuals+

[Q & A](#) | [Deep Search](#) | [Upload](#)

[manuals.plus](#) /

- › [Walker Edison](#) /
- › [Walker Edison Vivienne Queen Bed Instruction Manual](#)

### Walker Edison WEVIV04QBBNAG

# Walker Edison Solid Wood Spindle Vivienne Queen Bed with Two EZ Assembly 2-Drawer Nightstands

Instruction Manual

## PRODUCT OVERVIEW

The Walker Edison Vivienne bedroom set offers a timeless and nostalgic design, balancing traditional aesthetics with modern living. This 3-piece set includes a queen bed and two 2-drawer nightstands, crafted from solid wood and solid wood veneer. The design features intricate, ornate wood-turning details, emphasizing quality materials and craftsmanship. The platform bed design eliminates the need for a box spring, and the nightstand drawers come pre-assembled for simplified setup.



Image: The complete Vivienne Queen Bed set, featuring the bed frame and two matching nightstands, all in a natural wood finish.

## SETUP AND ASSEMBLY

This product features Walker Edison's EZ Assembly, designed for a straightforward setup process. While the nightstand drawers are pre-assembled, the bed frame requires assembly. It is recommended for 2-person assembly to ensure ease and safety during the process. The bed frame can typically be built in 60 minutes or less.

For detailed, step-by-step assembly instructions, please refer to the official User Guide PDF provided by Walker Edison. A tool may be required for installation, such as wall mounting if applicable.

# QUICK ASSEMBLY



**Easy Instructions  
for Simple Assembly**



**60-Minutes  
To Build**



**No Stress  
With Less Parts**



Image: A graphic illustrating the quick assembly features of the bed, highlighting easy instructions, a 60-minute build time, and fewer parts for reduced stress.

## OPERATING INSTRUCTIONS

The Vivienne Queen Bed is designed as a platform bed, which means it does not require a box spring. Your mattress can be placed directly onto the provided slat system. The two accompanying nightstands feature two spacious drawers each, which come pre-assembled for immediate use. These drawers are equipped with premium metal glides for smooth operation.



Image: The Vivienne Queen Bed, fully assembled and dressed with bedding, positioned in a bedroom with a green wall and decorative elements, showcasing its functional use.

# ***EXPERTLY CRAFTED***



Image: A graphic detailing the craftsmanship of the nightstand, pointing out solid wood legs, easy-to-open premium metal glides, and intricate hand-turned craftsmanship.

## **MAINTENANCE**

---

To maintain the appearance and longevity of your Walker Edison Vivienne bedroom set, it is recommended to wipe the surfaces with a dry cloth. Avoid using harsh chemicals or abrasive cleaners, as these may damage the wood finish.

## **TROUBLESHOOTING**

---

Should you encounter any issues during assembly or use, please refer to the comprehensive User Guide (PDF) for detailed troubleshooting steps and common solutions. Ensure all connections are secure and components are correctly aligned as per the assembly instructions.

If problems persist, please contact Walker Edison customer support for assistance. Contact details are provided in the "Warranty and Support" section.

# SPECIFICATIONS

Feature	Detail
Model Number	WEVIV04QBBNAG
Size	3-piece (Queen Bed + 2 Nightstands)
Product Dimensions (Bed)	84"L x 64.75"W x 53.88"H
Product Dimensions (Nightstand)	22"W x 17"D x 26"H (approximate, based on image)
Item Weight	119.9 pounds
Color	Natural
Finish Type	Stained
Assembly Required	Yes (Bed), No (Nightstands - pre-assembled drawers)
Special Feature	Space Saving (Platform Bed)



Image: Detailed dimensions of the Vivienne Queen Bed frame, indicating length, width, height, and under-bed clearance.



Image: Detailed dimensions of the Vivienne Nightstand, showing its width, depth, and height.



Image: Internal dimensions of the nightstand drawers, indicating the width and height of the storage space.

## WARRANTY AND SUPPORT

---

Walker Edison offers a 30-day easy return policy for this product. For any questions, support, or to inquire about replacement parts, please contact Walker Edison directly. Replacement parts are available, and it is recommended to contact Walker Edison within 30 days of delivery for any part-related concerns.

# QUESTIONS?

We can help you.



# 1-801-433-3008

or email **[service@walkerediton.com](mailto:service@walkerediton.com)**

Replacement parts now available.  
Please contact Walker Edison within 30 days of delivery.

Image: Contact information for Walker Edison customer support, including phone number and email address.

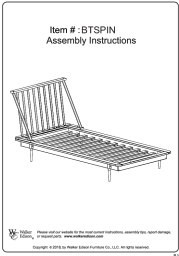





You can reach Walker Edison customer support at:

**Phone:** 1-801-433-3008

**Email:** [service@walkerediton.com](mailto:service@walkerediton.com)

© 2023 Walker Edison. All rights reserved.

**Related Documents - WEVIV04QBBNAG**

 <p>Item #: BTSPIN Assembly Instructions</p>	<p><a href="#">Walker Edison BTSPIN Spindle Bed Assembly Instructions</a></p> <p>Step-by-step assembly guide for the Walker Edison BTSPIN Spindle Bed, including parts, hardware, and detailed instructions for a smooth setup.</p>
	<p><a href="#">Walker Edison Bronx 6-Drawer Dresser Assembly Guide</a></p> <p>Comprehensive assembly guide for the Walker Edison Bronx 6-Drawer Dresser, featuring estimated assembly time, required tools, safety warnings, detailed step-by-step instructions, and parts lists for a successful setup.</p>
 <p>Item #: BTOL, BYTOL Assembly Instructions Includes a parts list and hardware list.</p>	<p><a href="#">Walker Edison BTOL/BYTOL Bunk Bed Assembly Instructions and Safety Guide</a></p> <p>Comprehensive assembly guide and safety information for the Walker Edison BTOL/BYTOL bunk bed. Includes parts list, hardware list, step-by-step instructions, and important safety warnings.</p>
 <p>Walker Edison Furniture company Item #: BWSTOT Assembly Instructions</p>	<p><a href="#">Walker Edison BWSTOT Twin Over Twin Bunk Bed Assembly Instructions and Manual</a></p> <p>Detailed assembly instructions and safety manual for the Walker Edison BWSTOT bunk bed. Includes parts list, hardware guide, and conversion options for two single beds.</p>
 <p>6-Drawer Solid Wood Dresser</p>	<p><a href="#">6-Drawer Solid Wood Dresser Assembly Instructions</a></p> <p>Detailed assembly guide for the Walker Edison 6-Drawer Solid Wood Dresser, including parts list, hardware, and step-by-step instructions for easy setup.</p>
 <p>WALKER EDISON Isla 6 Drawer Solid Wood Dresser ITEM: WEDIS2204 ITEM: WEDIS2204</p>	<p><a href="#">Walker Edison Isla 6 Drawer Solid Wood Dresser Assembly Guide</a></p> <p>Detailed assembly instructions and parts list for the Walker Edison Isla 6 Drawer Solid Wood Dresser. This guide helps users efficiently assemble their furniture with clear steps and safety tips.</p>