

Insta360 X5_ALT2

Insta360 X5 Action Camera User Manual

Your guide to setting up, operating, and maintaining your Insta360 X5.

1. INTRODUCTION TO INSTA360 X5

The Insta360 X5 is a versatile 360-degree action camera designed for capturing immersive content. It features advanced imaging capabilities, robust construction, and intelligent software features to enhance your creative workflow. This manual provides essential information to help you get the most out of your camera.

2. WHAT'S IN THE BOX

Carefully unpack your Insta360 X5 and verify that all components are present:

- 1x Insta360 X5 Camera
- 1x Charge Cable
- 1x Protective Pouch
- 1x Lens Cloth
- 1x User Guide
- 1x EVO Gimbals Lens Cloth



Image: Insta360 X5 camera with its standard accessories.

3. KEY FEATURES

- **8K 360 Video Capture:** Record stunning 360-degree video with enhanced low light performance, capturing every angle in high detail.
- **72MP 360 Photo:** Capture high-resolution 360-degree photos, with an HDR option for richer details.
- **4K60fps Single-Lens Mode:** Use the X5 as a traditional action camera, with an ultra-wide 170-degree view in MaxView mode at 4K30fps.
- **PureVideo Technology:** Advanced AI-powered noise reduction and dynamic range optimization for clear,

vivid footage even in low-light conditions.

- **User-Replaceable Lenses:** Lenses feature sapphire glass-level scratch resistance and can be easily swapped by the user if damaged.
- **FlowState Stabilization & 360 Horizon Lock:** Proprietary stabilization technology ensures smooth, cinematic footage, while horizon lock keeps your videos level regardless of camera movement.
- **Waterproof Design:** The camera is waterproof up to 49ft (15m) on its own, allowing for underwater capture without an additional case.
- **Long-lasting Battery:** Equipped with a 2400mAh battery, providing up to 185 minutes of recording, with rapid charging to 80% in just 20 minutes.
- **AI Editing & Reframing:** Utilize the Insta360 app for AI-powered reframing, InstaFrame for instant flat videos, and Photo Animator for animated 360 photos.
- **Intuitive Controls:** Features include Twist to Shoot, Voice Control 2.0, and Gesture Control for hands-free operation.

4. SETUP

4.1 Charging the Battery

Before first use, fully charge the Insta360 X5 battery. Connect the camera to a power source using the provided charge cable. The camera supports rapid charging, reaching 80% in approximately 20 minutes.



Image: The Insta360 X5 charging and demonstrating its waterproofing.

4.2 Lens Protection

The X5 features upgraded lenses with sapphire glass-level scratch resistance. For added protection, especially during extreme activities, consider using official lens guards. The camera automatically recognizes and adjusts to the correct lens mode when protective lenses are changed, preventing stitching issues.

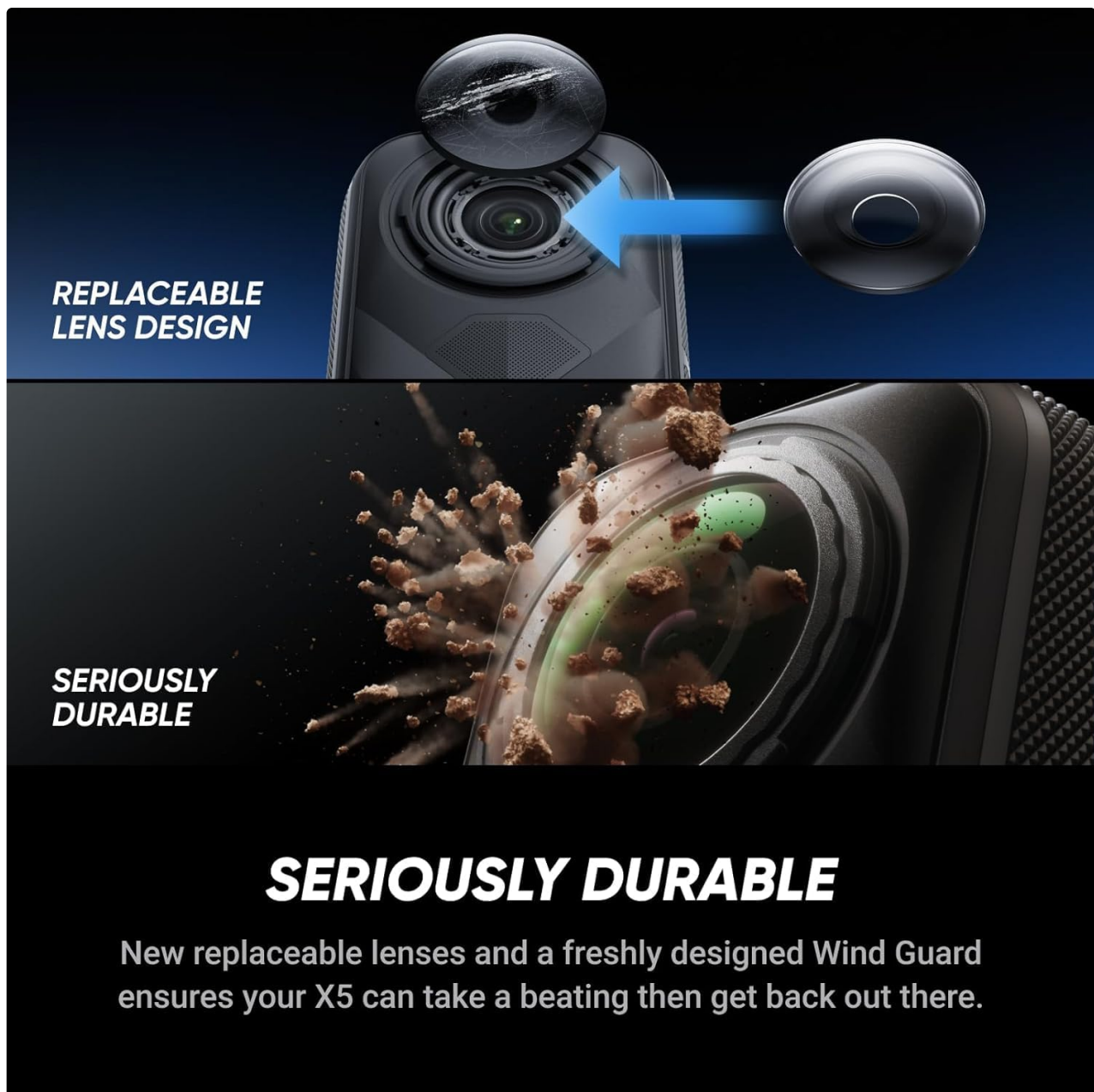


Image: Illustration of the replaceable lens design and the camera's durability.

4.3 Connecting to the Insta360 App

Download the official Insta360 app on your smartphone. Power on the X5 and enable Bluetooth/Wi-Fi on your phone. Follow the in-app instructions to connect your camera. The app is essential for advanced controls, editing, and firmware updates.

5. OPERATING THE CAMERA

5.1 Basic Controls

The Insta360 X5 features a 2.5-inch touchscreen for intuitive navigation. Use the power button to turn the camera on/off and the record button to start/stop recording or take photos.

5.2 Shooting Modes

- **360 Video:** Capture immersive 8K 360-degree video.

- **Single-Lens Mode:** Record traditional flat video at 4K60fps.
- **72MP 360 Photo:** Take high-resolution 360-degree still images.
- **InstaFrame:** Capture flat and 360-degree video simultaneously. The flat video is instantly ready for sharing, while the 360-degree footage can be reframed later.
- **Multiview:** Turn a single 360 shot into a split-screen effect with up to 4 views, capturing multiple angles simultaneously.



Image: Demonstrating 8K 360-degree flagship imaging.




INSTAFRAME MODE

Get a Fixed View or Selfie View for sharable flat videos without editing, all while filming in 360° at the same time!

Image: Explaining the InstaFrame mode for simultaneous flat and 360 video capture.

5.3 Enhanced Low Light Performance

The X5's new 1/1.28" sensors, combined with 2 Pro Imaging Chips and a 5nm AI Chip, capture 133% more light than previous models. The PureVideo mode further enhances low-light footage with AI-powered noise reduction and dynamic range optimization.



ENHANCED LOW LIGHT

360° PureVideo with "Triple" AI chip noise reduction and enhanced brightness for stunning low light clarity.


Image: Visual comparison of enhanced low light performance.

5.4 Audio Modes

The X5 features four versatile audio modes and a new wind guard with a multi-layer windproof steel mesh to filter out wind noise, ensuring clear audio capture in various environments.

5.5 Stabilization and Horizon Lock

FlowState stabilization technology effectively eliminates shakes and bumps, providing smooth footage. The 360-degree horizon lock technology ensures that your frames remain level with the horizon, even during dynamic movements.



ALWAYS STEADY

FlowState Stabilization means smooth footage, no matter the action. Bumps, shakes, all gone!

Image: Demonstrating the effectiveness of FlowState Stabilization.

5.6 Invisible Selfie Stick Effect

When using an Invisible Selfie Stick (sold separately), the 360 lens makes the stick disappear from your shots, creating drone-like footage and third-person perspectives.



Image: Illustrating the Invisible Selfie Stick effect.

5.7 Waterproofing

The Insta360 X5 is waterproof up to 49ft (15m) without any additional housing. For deeper underwater adventures, an invisible dive case (sold separately) can extend the waterproof depth to 50 meters.

5.8 Magnetic Quick Release

The new magnetic quick release interface allows for fast installation and removal, enabling seamless switching between various accessories and scenarios.

5.9 Hands-Free Control

- **Twist to Shoot:** Twist the selfie stick back and forth twice to start or stop recording.
- **Voice Control 2.0:** Use voice commands to control the camera.
- **Gesture Control:** Take photos or start shooting with specific hand gestures.

6. MAINTENANCE

6.1 Lens Care

Regularly clean the camera lenses with the provided lens cloth. Avoid using abrasive materials that could scratch the lens. If a lens is severely damaged, it can be user-replaced without needing professional repair.

6.2 Waterproofing Care

After using the camera in water, rinse it with fresh water and ensure all ports are dry before opening them or charging the device. This helps prevent corrosion and maintains the waterproof seal.

6.3 General Cleaning

Wipe the camera body with a soft, damp cloth. Do not use strong detergents or solvents.

7. TROUBLESHOOTING

If you encounter issues with your Insta360 X5, consider the following general troubleshooting steps:

- **Camera Not Responding:** Try restarting the camera by holding the power button. Ensure the battery is charged.
- **Connection Issues:** Verify Bluetooth and Wi-Fi are enabled on both the camera and your smartphone. Restart both devices and try reconnecting via the Insta360 app.
- **Poor Image/Video Quality:** Ensure lenses are clean and free from smudges. Check lighting conditions. Update camera firmware via the app.
- **Battery Draining Quickly:** Reduce screen brightness, turn off unnecessary features (like Wi-Fi when not in use), or consider purchasing an additional battery for extended use.

For more detailed troubleshooting or specific error codes, refer to the Insta360 official support website or contact customer service.

8. SPECIFICATIONS

Feature	Detail
Brand	Insta360
Model Number	X5_ALT2
Item Weight	7.4 ounces
Product Dimensions	1.85 x 1.5 x 4.92 inches
Batteries	1 C batteries required (included)
Photo Sensor Technology	CMOS
Video Capture Resolution	8K



Maximum Focal Length	35 Millimeters
Maximum Aperture	35 Millimeters
Flash Memory Type	Micro SDXC
Video Capture Format	INSV
Supported Audio Format	MP4
Screen Size	2.5 Inches
Connectivity Technology	Bluetooth

9. WARRANTY AND SUPPORT

For warranty information and technical support, please refer to the official Insta360 website. Customer service for this product is based in Bend, OR, and typically replies within 24 hours.
For additional resources, visit the [Insta360 Store on Amazon](#).

© 2025 Insta360. All rights reserved.

Related Documents - X5_ALT2

<div><div>Insta360 X4</div><div>8K User Manual</div><div>User Manual</div><div></div></div>	<p>Insta360 X4 User Manual: Comprehensive Guide to Features and Operation</p> <p>Detailed user manual for the Insta360 X4 360 camera, covering setup, basic use, shooting modes, app integration, file transfer, maintenance, and troubleshooting. Learn how to capture and edit stunning 8K 360 footage.</p>
<div><div>Insta360 X5</div><div>8K User Manual</div><div>User Manual</div><div></div></div>	<p>Insta360 X5 User Manual - Comprehensive Guide to 360° Photography</p> <p>A detailed user manual for the Insta360 X5 camera, covering setup, operation, shooting modes, file transfer, editing, maintenance, and troubleshooting. Learn to capture stunning 360° videos and photos with this guide.</p>

