

TCL 65P71K

TCL 65P71K Series 65-inch 4K Ultra HD Smart QLED Google TV

USER MANUAL

1. Introduction

This manual provides essential information for setting up, operating, and maintaining your TCL 65P71K Series 65-inch 4K Ultra HD Smart QLED Google TV. Please read this manual thoroughly before using the television to ensure proper and safe operation. Keep this manual for future reference.

2. What's in the Box

Carefully unpack the box and ensure all items are present. If any items are missing or damaged, contact your retailer.

- 1N LED TV
- 1N Audio Cable
- 1N Stand
- 1N Power cord
- 1N Remote Control
- 2N AAA Batteries

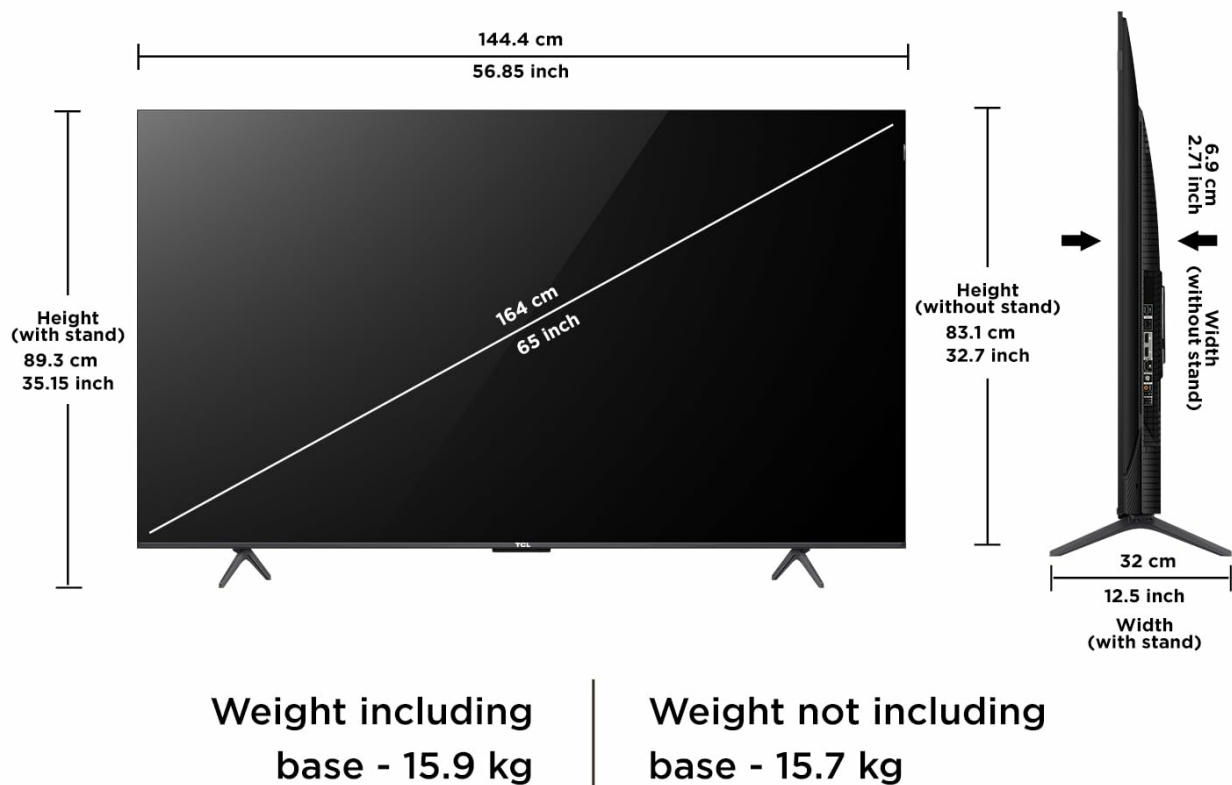


Image: The contents of the TV box, including the television, remote control, and two AAA batteries. It also indicates that a wall mount is not included, but a table top stand is.

3. Setup

3.1. Mounting Options

Your TCL 65P71K TV supports both table-top stand installation and wall mounting. The table-top stand is included in the box. A fixed or adjustable wall mount is not included and must be purchased separately from a service provider or retailer.

3.2. Initial Power On

After securely mounting the TV and connecting all necessary cables, plug the power cord into an electrical outlet. Press the power button on the remote control or on the TV to turn it on. Follow the on-screen instructions for initial setup, including language selection, network connection, and Google TV account setup.

4. Features and Display

The TCL 65P71K Series TV offers advanced display technologies for an enhanced viewing experience.

- **4K UHD QLED Panel:** Experience vibrant colors and sharp details with Quantum Dot technology.
- **HDR10+ and Dolby Vision Atmos:** Supports multiple High Dynamic Range formats for superior contrast, brightness, and color accuracy.
- **AiPQ Processor:** An intelligent processor that optimizes picture and sound quality in real-time.
- **HVA Panel:** Advanced panel technology for enhanced contrast and wide viewing angles.
- **178-Degree Wide Viewing Angle:** Ensures consistent picture quality from various positions.
- **Micro Dimming:** Analyzes content in hundreds of separate zones to adjust brightness and darkness

independently.

- **Metallic Bezel-Less Design:** Provides an immersive viewing experience with minimal distractions.
- **MEMC 60 Hz (VRR 120 Hz/DLG 120 Hz):** Motion Estimation, Motion Compensation technology reduces motion blur for smoother fast-paced scenes.




Image: Overview of the TCL 65P71K TV's core display and smart features.

QLED

Beyond your imagination

it's like peering into a kaleidoscope and exploring an endless world of colors.

Colorful Quantum Crystal | 93% DCI-P3 Ultra-high Color Gamut | Bionic Color Optimization Technology



Image: Visual representation of Next Gen QLED technology with colorful quantum crystals.



PROCESSOR

A beautiful mind

The AiPQ Engine, enabled with the TCL algorithm, processes content in stable, high-quality 4K.




Image: Demonstration of Ai-Clarity, which analyzes and enhances images for crystal-clear visual results.

5. Smart TV Features

Your TCL 65P71K TV is powered by Google TV, offering a personalized and intuitive smart TV experience.

- **Google TV Interface:** Access a vast library of movies, shows, and apps from your subscriptions and content available to you.
- **Google Assistant:** Use voice commands to search for content, control smart home devices, and get information.
- **Pre-installed Streaming Apps:** Includes Prime Video, Netflix, Hotstar, Zee5, YouTube, and more.
- **Web Browser:** Browse the internet directly from your TV.
- **Screen Mirroring:** Cast content from your smartphone or tablet to the TV.
- **Works with Alexa:** Integrate with your Alexa-enabled devices for voice control.
- **Multiple Eye Care:** Features designed to reduce eye strain during prolonged viewing.
- **Game Master & 120Hz Game Accelerator:** Optimizes settings for gaming, providing a higher refresh rate and lower latency.




Image: The Google TV home screen displaying popular streaming services and content.

QLED



Image: The smart remote control, featuring a dedicated button for Google Assistant and quick access buttons for streaming services.



Watchlist

One list for all your discoveries

You can even add to your Watchlist from your phone or laptop through Google Search on any browser.

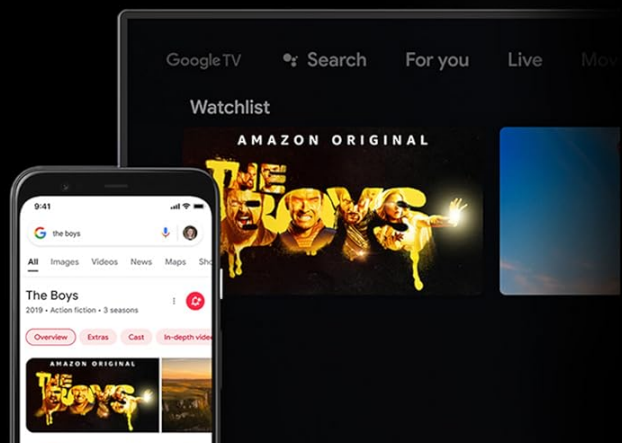


Image: A user interacting with the 'Hey Google' feature on their TCL TV, demonstrating voice command capabilities.

6. Connectivity

The TCL 65P71K TV provides various ports for connecting external devices:

- 3 x HDMI Ports (including eARC/ARC support)
- 1 x USB 2.0 Port
- 1 x USB 3.0 Port
- 1 x LAN (Ethernet) Port
- 1 x Antenna Input
- 1 x Satellite Input
- 1 x Digital Audio Out
- 1 x AV Adapter Input

What's in the box



Television



Remote with 2 AAA Batteries

Wall mount & Stand Options

Fixed Wall Mount
Not Included in the box

Table Top Stand
Included in the box

Note: Fixed or adjustable wall mount is not included in the box. Can be purchased by service provider at market place.

Image: Detailed view of the TV's side and rear connectivity ports, including USB, LAN, HDMI, Antenna, Satellite, Digital Audio Out, and AV Adapter.

7. Audio

Experience immersive sound with the integrated audio system of your TCL 65P71K TV.

- **35 Watts Output:** Powerful audio output for clear sound.
- **Dolby Atmos:** Delivers multi-dimensional sound that moves around you, providing a theatrical audio experience.
- **ONKYO 2.1ch Hi-Fi System:** Integrated ONKYO speakers for clarity and an immersive Dolby Atmos experience.
- **DTS Virtual:X:** Creates virtualized 3D sound that appears to emerge from above, beside, and behind you.
- **Subwoofer:** Equipped with an independent, overweight bass unit for powerful and immersive audio.

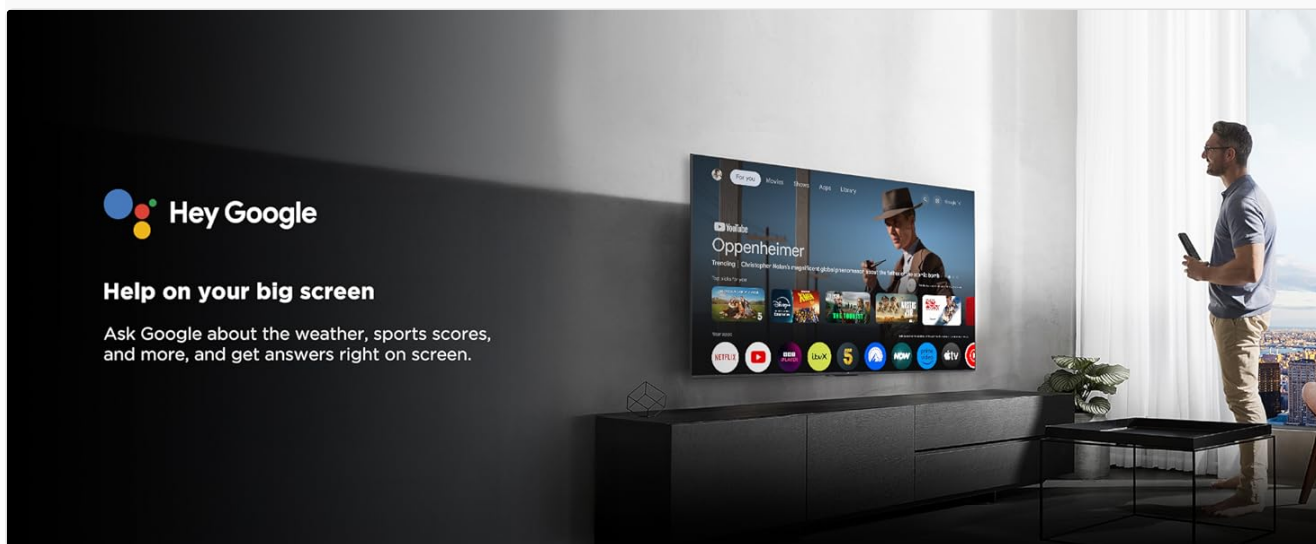


Image: Visual representation of the ONKYO 2.1 Hi-Fi System, highlighting the integrated speakers and subwoofer for enhanced audio.

8. Dimensions and Weight

Understanding the physical specifications of your TV is important for installation and placement.

- **Product Dimensions (L x W x H):** 32 x 144.4 x 76.3 cm
- **Item Weight:** 15.7 kg (without stand), 15.9 kg (with stand)
- **Standing Screen Display Size:** 65 Inches



Image: Technical drawing illustrating the height, width, and depth of the 65-inch TV, both with and without its stand, along with its weight specifications.

9. Maintenance

To ensure the longevity and optimal performance of your TCL 65P71K TV, follow these maintenance guidelines:

- **Cleaning the Screen:** Gently wipe the screen with a soft, dry, lint-free cloth. For stubborn marks, lightly dampen the cloth with water or a specialized screen cleaner (avoid harsh chemicals).
- **Cleaning the Frame:** Use a soft, dry cloth to clean the TV frame.
- **Ventilation:** Ensure adequate airflow around the TV by keeping vents clear of obstructions.
- **Power Off:** Always turn off and unplug the TV before cleaning or if it will be unused for an extended period.
- **Avoid Direct Sunlight:** Do not expose the TV to direct sunlight or extreme temperatures.

10. Troubleshooting

If you encounter issues with your TV, refer to the following common troubleshooting steps:

- **No Power:** Check if the power cord is securely plugged into both the TV and the electrical outlet. Ensure the outlet is functional.
- **No Picture/Sound:** Verify that the correct input source is selected. Check all cable connections (HDMI, AV, etc.) for looseness.
- **Remote Not Working:** Replace the AAA batteries in the remote control. Ensure there are no obstructions between the remote and the TV's IR sensor.
- **Poor Picture Quality:** Adjust picture settings (brightness, contrast, sharpness) in the TV menu. Ensure the input source is providing a high-quality signal.
- **No Internet Connection:** Check your Wi-Fi router and ensure it is working. Reconnect the TV to the Wi-Fi network or try a wired LAN connection.
- **Smart Features Not Responding:** Restart the TV by unplugging it from the power outlet for a few minutes, then plugging it back in.

For persistent issues, consult the full electronic user manual available on the TCL support website or contact TCL customer service.

11. Warranty and Support

Your TCL 65P71K TV comes with a manufacturer's warranty and support options:

- **TV Warranty:** 2-year warranty provided by the manufacturer from the date of purchase.
- **Remote Warranty:** 6-months warranty for the remote control.
- **Warranty Claims:** Warranty claims can be processed using the Amazon e-invoice.
- **Extended Warranty Options:** Additional protection plans are available for purchase, such as 2-Year Extended Warranty Plan by Xtracover, 3 Years Total Protection by OneAssist, and 1 Year Extended warranty by Acko.


For further assistance or to register your product, visit the official TCL support website.

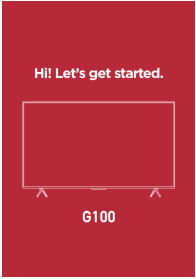





12. Specifications

Feature	Specification
Brand	TCL
Model	65P71K
Model Name	P7
Model Year	2025
Product Dimensions	32 x 144.4 x 76.3 cm
Item Weight	15.7 kg
Memory Storage Capacity	16 GB
RAM Memory Installed Size	2 GB
Operating System	Google TV

Feature	Specification
Hardware Interface	USB
Tuner Technology	DVB-T2
Response Time	9.5 Milliseconds
Resolution	4K (3840 x 2160 Pixels)
Compatible Devices	Laptop, Smartphone, Tablet
Special Features	UHD QLED TV 2 GB RAM 16 GB ROM 64-bit Quad Core Processor Wi-Fi 4 Multiple Eye Care Google Assistant Prime Video, Netflix, Hotstar, Zee5 and more Web Browser Screen Mirroring
Mounting Hardware	1N LED TV, 1N Audio Cable, 1N Stand, 1N Power cord, 1N Remote Control, 2N Batteries
Remote Control Description	Smart remote with Dedicated Hotkeys for quick and easy access
Remote control technology	IR, Bluetooth
Display Technology	QLED
Standing screen display size	65 Inches
Display Type	HDR 10+
Viewing Angle	178 Degrees
Image Aspect Ratio	16:09
Image brightness	High Brightness
Aspect Ratio	16:9
Audio input compatible with the item	HDMI, USB
Audio output mode	Surround
Supported audio formats	AC3, mp3_audio
Speaker Surround Sound Channel Configuration	Dolby Atmos
Speakers Maximum Output Power	35 Watts
Audio Wattage	180 Watts
Voltage	240 Volts

Feature	Specification
Wattage	180 Watts
Power Source	AC
Batteries Included	Yes
Batteries Required	Yes
Battery cell composition	Alkaline
Refresh Rate	60 Hz
Total USB ports	1
Connector Type	Ethernet, HDMI, USB, Wi-Fi
Maximum Operating Distance	9 Feet
Mounting Type	Wall Mount & Table Mount
Actual viewing angle	178 Degrees
Media Format	AVI, MPEG
Includes Rechargeable Battery	No
Includes remote	Yes
Supports Bluetooth Technology	Yes
Country of Origin	India
Date First Available	27 May 2025
Generic Name	Smart TV
Screen Size	65 Inches



	<p>TCL G100 Series Smart TV: Quick Start Guide & Setup</p> <p>Get started with your new TCL G100 Series Smart TV. This guide covers unboxing, setup, safety instructions, and support resources for your TCL QLED TV.</p>
	<p>TCL 65X915 65-inch 8K QLED Android TV Specifications</p> <p>Detailed specifications for the TCL 65X915, a 65-inch 8K QLED Android TV, covering basic information, smart features, connectivity, sound, picture settings, dimensions, and accessories.</p>
	<p>TCL G300 QLED TV User Guide: Setup, Operations, and Safety Information</p> <p>Comprehensive user guide for the TCL G300 QLED TV, covering setup, connections, basic operations, advanced settings, troubleshooting, safety information, and warranty details.</p>
	<p>TCL Google TV User Guide: Setup, Operation, and Troubleshooting</p> <p>This user guide provides comprehensive instructions for setting up and operating your TCL Google TV, including connections, basic functions, advanced settings, troubleshooting tips, and warranty information.</p>
	<p>TCL 85Q681G Google TV: Quick Start Guide and Product Information</p> <p>This guide provides essential information for setting up, using, and troubleshooting your TCL 85Q681G Google TV. Learn about installation, features, warranty, and more.</p>
	<p>Guida Utente TCL Google TV: Installazione, Configurazione e Funzionalità</p> <p>Manuale utente completo per TCL Google TV. Scopri come installare, configurare, connettere a Internet e utilizzare tutte le funzionalità del tuo nuovo televisore TCL.</p>

