

TELESIN PFK-EU-P5-FLT-003

TELESIN 67mm 6-Line Star Filter Instruction Manual

Model: PFK-EU-P5-FLT-003

INTRODUCTION

Thank you for choosing the TELESIN 67mm 6-Line Star Filter. This filter is designed to enhance your photography by creating stunning starburst effects from bright light sources, while maintaining image clarity and color accuracy. This manual provides essential information for the proper setup, operation, and maintenance of your filter.

PRODUCT FEATURES

- **24-Layer Nano-Coated Glass with Dual-Sided AR+AF Coating:** Premium optical glass with 24-layer nano coating and dual-sided Anti-Reflective and protective coatings minimizes reflections, reduces glare, and ensures superior color accuracy, providing clear and vivid results in any lighting conditions.
- **Creates Stunning 6-Line Starburst Effects:** Transforms bright light sources into striking 6-line star patterns, ideal for cityscapes, streetlights, car headlights, stage lighting, and festive decorations, adding cinematic flair to your shots.
- **Maintains Image Sharpness and Natural Colors:** Enhances highlights without altering overall color balance or reducing image clarity, preserving the integrity of your creative vision.
- **Outdoor-Ready Protection for Creative Freedom:** Advanced nano coatings help repel water and minimize fingerprint marks, ensuring consistent performance across various outdoor conditions.
- **Lightweight Aluminum Frame, Standard DSLR Fit and Smartphone Ready:** Built with a lightweight precision aluminum frame, this filter fits all standard 67mm DSLR lenses securely without vignetting and is compatible with TELESIN smartphone filter mounts.

PACKAGE CONTENTS

The package includes the following items:

- 1x TELESIN 67mm 6-Line Star Filter
- 1x 67mm Universal Phone Lens Filter Mount (if purchased as a kit)

Note: Other filter types (CPL, ND, Black Mist) are available for separate purchase and are not included with this specific 6-Line Star Filter.

SETUP

Attaching to a DSLR Lens:

1. Ensure your DSLR lens has a 67mm filter thread. This information is usually printed on the front of your lens or in its manual.
2. Carefully align the filter's threads with the threads on your lens.
3. Gently rotate the filter clockwise until it is securely fastened. Do not overtighten.

Attaching to a Smartphone (with TELESIN Smartphone Filter Mount):

1. Attach your smartphone to the TELESIN Universal Phone Filter Mount. Ensure the phone is securely clamped.
2. Align the 67mm filter with the mount's filter thread.
3. Rotate the filter clockwise onto the mount until it is secure.
4. Adjust the mount to ensure the filter is centered over your smartphone's camera lens.

6-Point Star Filter

Filters Elevate Light and Shadow Creativity



Optical
Glass



Multilayer
Coating



Aluminum
Alloy Frame



Image: The TELESIN 6-Point Star Filter shown attached to a smartphone mount, illustrating its compatibility and design.

Your browser does not support the video tag.

Video: Demonstrates the setup and use of the TELESIN Universal Phone Filter Mount with a 67mm lens filter.

Your browser does not support the video tag.

Video: Shows the TELESIN Universal Phone Filter Mount designed for 67mm DSLR filters, highlighting its features and application.

OPERATING INSTRUCTIONS

The 6-Line Star Filter creates a starburst effect on bright light sources within your image. To achieve the desired effect:

1. **Identify Light Sources:** The filter works best with strong, concentrated light sources such as streetlights, car headlights, candles, or reflections on water.
2. **Compose Your Shot:** Position your camera or smartphone to include the light sources you wish to transform into starbursts.
3. **Adjust Filter Rotation:** The filter can be rotated to change the angle of the star lines. Experiment with different rotations to find the most aesthetically pleasing effect for your composition.
4. **Focus and Capture:** Once the desired starburst effect is visible through your viewfinder or screen, focus and capture your image or video.

6-Point Star Filter

Transforms point light sources into 6-point starbursts.



Image: A visual comparison demonstrating the starburst effect created by the 6-Line Star Filter on city lights at night.

Stable Shots, Stunning Results

Easily adjustable knob lock for steady, shake-free filming.



Image: A user demonstrating the adjustable knob lock on the smartphone filter mount, ensuring stable shots.

MAINTENANCE

Proper care will extend the life and performance of your filter:

- **Cleaning:** Use a microfiber cleaning cloth (like the one provided in some kits) to gently wipe the filter surface. For stubborn smudges, use a specialized lens cleaning solution applied to the cloth, not directly to the filter.
- **Storage:** When not in use, store the filter in its protective case to prevent scratches and dust accumulation.

- **Handling:** Always handle the filter by its metal frame to avoid touching the glass surface.

HD optical glass with ultra-low reflectivity for clarity.

24-layer AR+AF coating for true-to-life imaging, featuring ultra-low reflectivity of **0.5%** to minimize glare.

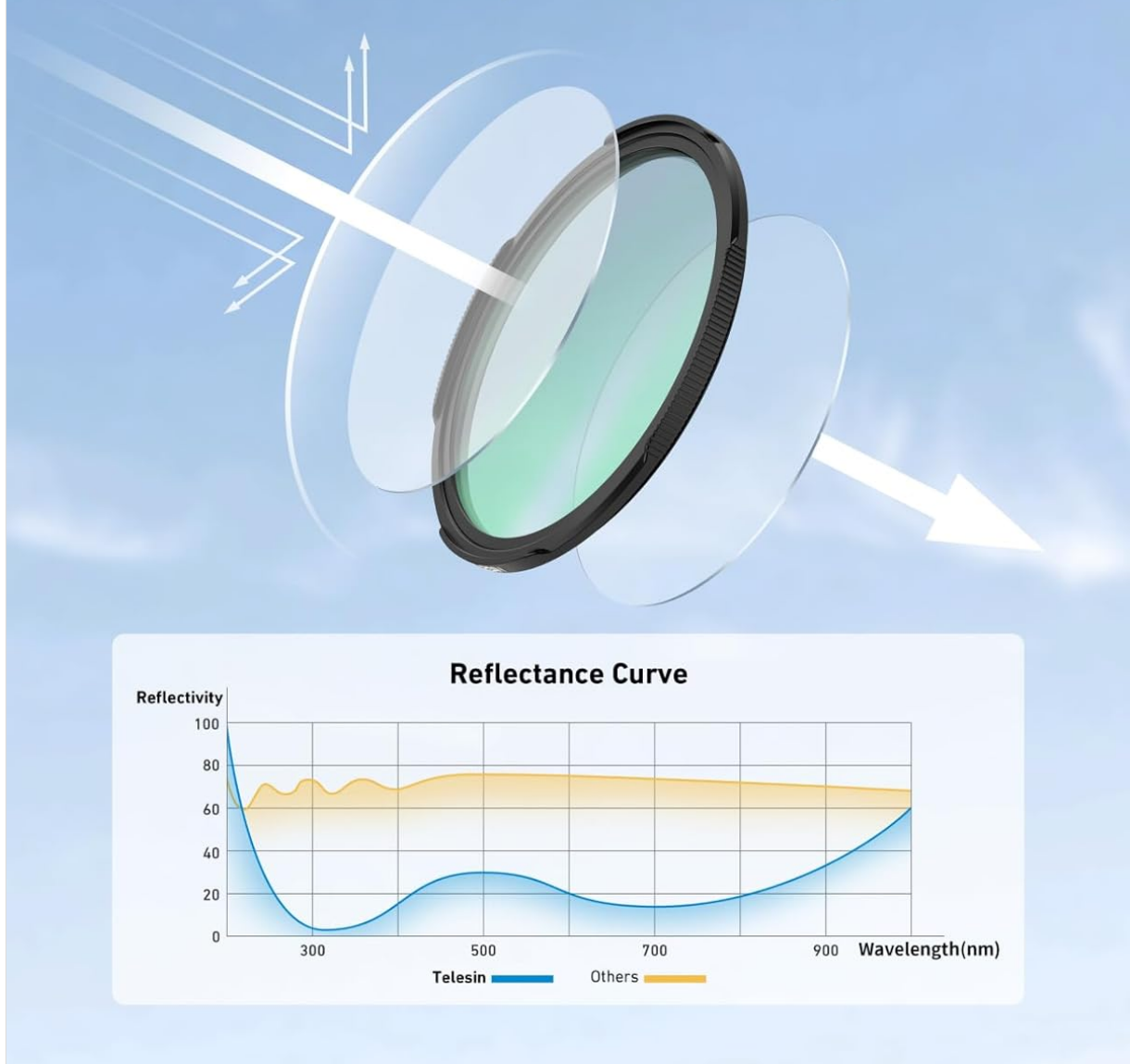


Image: A diagram showcasing the advanced 24-layer nano-coating technology that minimizes reflections and glare.

TROUBLESHOOTING

Issue	Possible Cause	Solution
No starburst effect	Insufficiently bright light source; filter not aligned correctly.	Ensure you are shooting bright, concentrated light sources. Check filter alignment and rotation.

Issue	Possible Cause	Solution
Uneven or distorted starbursts	Filter smudged or dirty; filter not perfectly flat against the lens/mount.	Clean the filter thoroughly. Re-attach the filter, ensuring it is flush and securely mounted.
Vignetting (dark corners in image)	Using a wide-angle lens with the filter; filter not fully compatible with lens/mount.	This filter is designed to minimize vignetting on 67mm lenses. If it occurs, try zooming in slightly or using a different lens. Ensure the smartphone mount is correctly positioned.

SPECIFICATIONS

Feature	Detail
Brand	TELESIN
Model Number	PFK-EU-P5-FLT-003
Filter Type	6-Line Star Filter
Filter Diameter	67mm
Coating	24-Layer Nano-Coated Glass with Dual-Sided AR+AF Coating
Frame Material	Lightweight Precision Aluminum
Compatible Mountings	67mm DSLR Camera Lenses, TELESIN Smartphone Filter Mounts
Product Dimensions	2.64 x 2.64 x 2.64 inches
Item Weight	2.39 ounces

Next-Level Photography Experience

CPL Filter, Adjustable ND2-32 Filter, 6-Line Star Filter, 1/4 Black
Mist Filter, ND16 Filter, ND32 Filter



*Includes a single filter only; other filter types are available for separate purchase.

Image: An overview of various TELESIN filters, including the 6-Line Star Filter, CPL, ND, and Black Mist filters.

Filter Mount Wide Compatibility

The adjustable mount fits various smartphone sizes, offering versatile creative possibilities.



Fits various smartphone sizes, offering versatile creative possibilities.

Wide Compatibility








Image: The TELESIN filter mount demonstrating its wide compatibility with various smartphone models.

WARRANTY AND SUPPORT

For warranty information, technical support, or any inquiries regarding your TELESIN 67mm 6-Line Star Filter, please refer to the official TELESIN website or contact their customer service directly. Keep your purchase receipt for warranty claims.

For more information, visit the [TELESIN Store](#).

Related Documents - PFK-EU-P5-FLT-003

	<p>Telesin S6-FLM-02-TIS Tempered Glass Screen Protector for Insta360 Ace Pro</p> <p>Comprehensive protection for your Insta360 Ace Pro camera with the Telesin S6-FLM-02-TIS tempered glass screen protector set. Includes screen and lens protection, ensuring high light transmittance and a perfect fit.</p>
	<p>TELESIN Master Grip Operation Instructions and Specifications</p> <p>User manual and technical specifications for the TELESIN Master Grip, a smartphone camera accessory. Includes operation instructions, charging details, and technical data.</p>
	<p>TELESIN ·</p> <p>TELESIN ·</p>
	<p>TELESIN Fun Shot Magnetic Grip2 User Guide</p> <p>Comprehensive user guide for the TELESIN Fun Shot Magnetic Grip2 (model TPMP001-01), detailing its features, operation, connectivity, safety precautions, and product specifications.</p>
	<p>TELESIN TE-RCSS-003 Remote Control User Guide</p> <p>User guide for the TELESIN TE-RCSS-003 1.3m Selfie Stick Tripod with Remote Control, covering setup, connection, and FCC compliance.</p>
	<p>1.3 Meter Telescopic Selfie Stick with Remote Control - User Manual</p> <p>User manual for the 1.3 Meter Telescopic Selfie Stick with Remote Control, detailing specifications, materials, and quality standards.</p>