

## WEILAILIFE CS-F16QW3MP08-W

# WEILAILIFE 3MP Wireless PTZ Security Camera Instruction Manual

Model: CS-F16QW3MP08-W

## 1. INTRODUCTION

This manual provides comprehensive instructions for the setup, operation, and maintenance of your WEILAILIFE 3MP Wireless PTZ Security Camera (Model CS-F16QW3MP08-W). Please read this guide thoroughly before using the product to ensure optimal performance and safety.



Image: The WEILAILIFE 3MP Wireless PTZ Security Camera, showcasing its design and a smartphone screen with a live view of the camera's feed.

## 2. WHAT'S INCLUDED

---

Verify that all items are present in the package:

- Wireless PTZ Security Camera x 1
- Screw Bag x 1 (for mounting)
- User Manual x 1

## 3. SETUP

---

### 3.1. Powering On

Connect the camera to a power source using the provided charging cable. The camera will perform a self-test and you will hear a voice prompt indicating it's ready for Wi-Fi connection.

Your browser does not support the video tag.

Video: This video demonstrates the unboxing and initial power-on sequence of the 3MP Wireless PTZ Camera, showing how to connect the power cable and the camera's self-test.

### 3.2. App Installation

Download the free "HonestView" app from your smartphone's App Store (iOS) or Google Play Store (Android). Register an account and log in.

Your browser does not support the video tag.

Video: This video guides users through the process of installing the companion app and setting up the Wi-Fi connection for the security camera.

### 3.3. Connecting to Wi-Fi

Follow the in-app instructions to add your camera. The camera supports both 2.4GHz and 5GHz dual-band Wi-Fi for stable connections. If the camera does not provide a voice prompt, press the reset button for 4 seconds until you hear "reset succeeded."

# Dual-Band WiFi

**5G** HZ  
Higher Speed

**2.4G** HZ  
Wider Coverage



Image: The security camera with visual indicators for 5GHz (higher speed) and 2.4GHz (wider coverage) Wi-Fi bands.

## 3.4. Mounting the Camera

Use the provided screw bag to mount the camera securely. It can be wall-mounted for optimal outdoor or indoor surveillance. Ensure the camera is positioned to cover the desired area.

## 4. OPERATING INSTRUCTIONS



## 4.1. Live View & Playback

Access live video streams and recorded footage directly through the "HonestView" app on your smartphone, PC, or tablet. The camera offers 24/7 continuous recording with flexible storage options.

## 4.2. PTZ Control (Pan, Tilt, Zoom)

Control the camera's movement remotely via the app. It features 360° pan and 90° tilt capabilities, allowing for comprehensive coverage without blind spots. Digital zoom is also available.

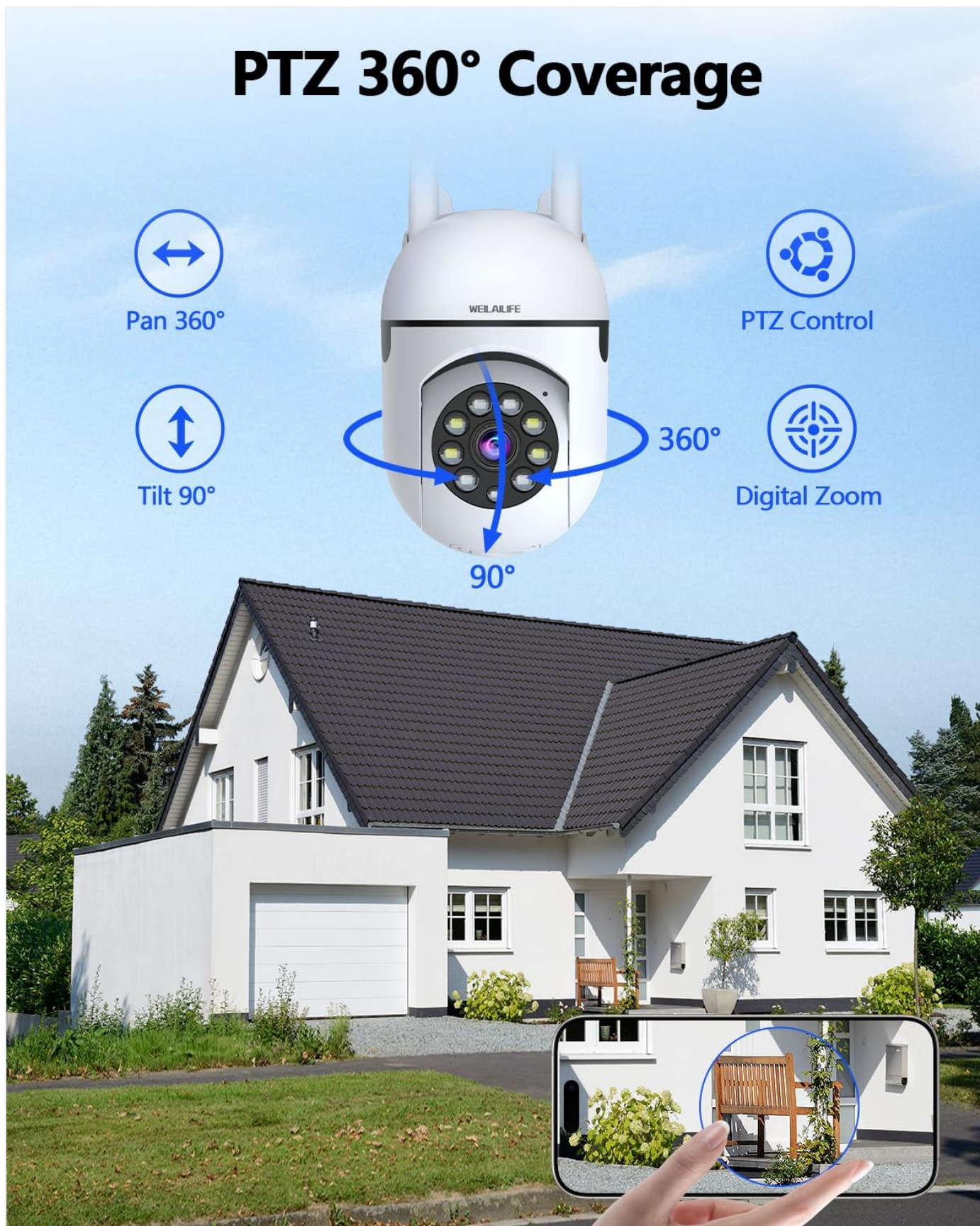


Image: The security camera illustrating its 360° pan and 90° tilt functionality, providing wide coverage of a property.

### 4.3. Two-Way Audio

Utilize the built-in microphone and speaker for real-time two-way communication. Interact with visitors or deter intruders directly through the app.




Image: A visual representation of the camera's two-way audio feature, showing a user communicating with a delivery person via the mobile app.



#### 4.4. Motion Detection & Auto Tracking

The camera features human detection and auto-tracking capabilities. It will automatically follow moving targets within its 360° view and send real-time alerts to your phone.

## Auto Tracking

Camera will automatically follow any person on or near your property



Image: The security camera actively tracking a moving person, highlighting its auto-tracking feature.

# Human Detection




Image: The camera detecting human movement and sending an alarm notification to a smartphone, illustrating its human detection feature.

## 4.5. Night Vision

Benefit from full-color night vision with dual light sources (infrared + white light), providing clear, vivid images up to 65 ft in the dark. Black-and-white infrared night vision is also available.



# 2K Full-Color Night Vision

## See up to 65ft in the Dark



Color + IR **ON**



IR Only **OFF**



Image: A comparison of the camera's full-color night vision (Color + IR) and standard infrared-only night vision (IR Only) modes.

### 4.6. Storage Options

The camera supports local storage via a TF card (up to 256GB, not included) and cloud storage options for continuous 24/7 recording and playback.

# TF Card & Cloud Storage



**TF Card**  
(Not included,  
up to 256GB)



**Cloud Storage**

Image: The camera highlighting its support for TF card storage (up to 256GB) and cloud storage for video recordings.

## 4.7. WDR (Wide Dynamic Range)

The WDR feature automatically adjusts exposure to capture clear, balanced images in scenes with both bright and dark areas.



# WDR

Automatically adjusts exposure to capture clear balanced images



Image: A comparison showing the effect of WDR (Wide Dynamic Range) on image quality, with the 'ON' setting providing a more balanced exposure in varied lighting conditions.

## 4.8. Device Sharing

The "HonestView" app allows for easy device sharing with multiple users, ensuring everyone connected can monitor the security feed.

## 5. MAINTENANCE



## 5.1. Cleaning

Regularly clean the camera lens with a soft, dry cloth to ensure clear image quality. Avoid using harsh chemicals or abrasive materials.

## 5.2. Firmware Updates

Check the "HonestView" app periodically for firmware updates. Keeping your camera's firmware up-to-date ensures optimal performance, security, and access to new features.

# 6. TROUBLESHOOTING

- **Camera not connecting to Wi-Fi:** Ensure your Wi-Fi password is correct and the camera is within range of your router. The camera supports both 2.4GHz and 5GHz networks. If issues persist, try resetting the camera by pressing the reset button for 4 seconds.
- **Poor image quality:** Check the camera lens for dirt or obstructions. Ensure adequate lighting for optimal night vision performance.
- **No motion detection alerts:** Verify that motion detection is enabled in the app settings and that notification permissions are granted for the "HonestView" app on your smartphone.
- **Two-way audio issues:** Ensure your smartphone's microphone and speaker are functioning correctly and that the app has permission to access them. Check the camera's microphone and speaker for obstructions.

# 7. SPECIFICATIONS

Feature	Detail
Model Name	CS-F16QW3MP08-W
Video Capture Resolution	2304*1296p, 3MP
Effective Still Resolution	3 MP
Connectivity Technology	IEEE802.11 1/n/f, WiFi, Wireless
Frequency Band Class	Dual-Band (2.4GHz/5GHz)
Viewing Angle	360 Degrees (PTZ)
Night Vision Range	65 Feet
Special Features	2-Way Audio, Auto Tracking, Night Vision, No Monthly Fees for the APP, PTZ 360° View
Indoor/Outdoor Usage	Indoor, Outdoor
Power Source	AC/DC (110 Volts, 10 watts)
Storage Type	Micro SD (up to 256 GB), Cloud Storage
Material	Acrylonitrile Butadiene Styrene (ABS)
Item Weight	9.9 ounces
Product Dimensions	5 x 4 x 6 inches

## 8. WARRANTY AND SUPPORT

---

For warranty information or technical support, please refer to the contact details provided in the included User Manual or visit the official WEILAILIFE website. Ensure you have your model number (CS-F16QW3MP08-W) ready when contacting support.

