

Treocho OD2404-WH

Treocho Kids Study Desk and Chair Set

Model: OD2404-WH

Brand: Treocho

1. INTRODUCTION

This manual provides essential instructions for the assembly, operation, maintenance, and safety of your Treocho Kids Study Desk and Chair Set. Designed for children aged 3-8 years, this set features an ergonomic, adjustable desktop and ample storage to support your child's learning and creative activities. Please read this manual thoroughly before assembly and use to ensure proper function and safety.

2. SAFETY INFORMATION

Your safety and the safety of your child are paramount. Please adhere to the following safety guidelines:

- Always assemble the desk according to the provided instructions.
- Ensure the desk is stable and properly anchored to the floor before use to prevent tipping.
- Keep the desk away from heat sources, open flames, and direct sunlight.
- Do not place excessively heavy objects on the adjustable desktop, as this may compromise its stability or mechanism.
- Always supervise children while they are using the desk and chair set.
- Regularly check all fasteners and connections to ensure they remain tight and secure.
- Keep small parts and packaging materials away from children during assembly to prevent choking hazards.

3. PACKAGE CONTENTS

Before beginning assembly, please verify that all components listed in the separate assembly instruction

booklet are present and undamaged. The package typically includes:

- Desk panels and frame components
- Chair panels and frame components
- Hardware pack (screws, dowels, cam locks, etc.)
- Fabric drawer (if applicable)
- Corkboard insert
- Assembly instruction manual

If any parts are missing or damaged, please contact customer support for assistance.

4. ASSEMBLY INSTRUCTIONS

Assembly of the Treocho Kids Study Desk and Chair Set is required. Please follow the detailed, step-by-step instructions provided in the included assembly manual. It is recommended to have a second person assist with assembly for ease and safety.

General Assembly Tips:

- Clear a spacious area for assembly.
- Lay out all parts and hardware, checking against the parts list.
- Use the appropriate tools as specified in the manual (e.g., screwdriver).
- Do not overtighten screws to avoid damaging the engineered wood.
- Ensure all connections are secure before moving or using the desk.

Your browser does not support the video tag.

Video: Treocho Kids Desk and Chair Set Overview and Assembly Guidance. This video provides a visual guide to the product and may assist with assembly steps.

Dimension



Suitable Ages:

5-8 years



Figure 4.1: Overall view of the assembled Trecho Kids Study Desk and Chair Set.

5. OPERATING INSTRUCTIONS

5.1 Adjustable Desktop

The desk features an 8-level adjustable angle mechanism, allowing the desktop to tilt from 0 to 105 degrees. This ergonomic design helps children find the most comfortable angle for various activities such as writing, reading, or drawing, promoting good posture.

- **0 degrees:** Flat surface for general use or crafts.
- **15 degrees:** Ideal for homework and writing.
- **20-45 degrees:** Suitable for reading books or tablets.
- **70-105 degrees:** Optimal for drawing and artistic activities.

To adjust the desktop angle, carefully lift the desktop to disengage the locking mechanism, then set it to the desired angle and ensure it clicks securely into place.

Adjustable Desktop

This children's desk features an **8-level** adjustable angle mechanism, allowing easy adjustment from **0° to 105°**




Figure 5.1: Illustration of the adjustable desktop with various angle settings for different activities.

5.2 Storage Features

The desk is equipped with multiple storage solutions to help keep the study area organized:

- **2-Tier Hutch:** Located above the main desktop, this area provides open shelving for books, small organizers, and decorative items.
- **Storage Cabinet:** A side cabinet with an exquisite door offers concealed storage for larger items, toys, or school supplies.
- **Fabric Drawer:** A pull-out fabric drawer provides additional storage for stationery, art supplies, or personal items.
- **Built-in Corkboard:** A corkboard section allows children to pin notes, reminders, drawings, or to-do lists, fostering organization and creativity.

Ample Storage Space



Figure 5.2: Overview of the desk's ample storage features, including the hutch, cabinet, and fabric drawer.

Product Details

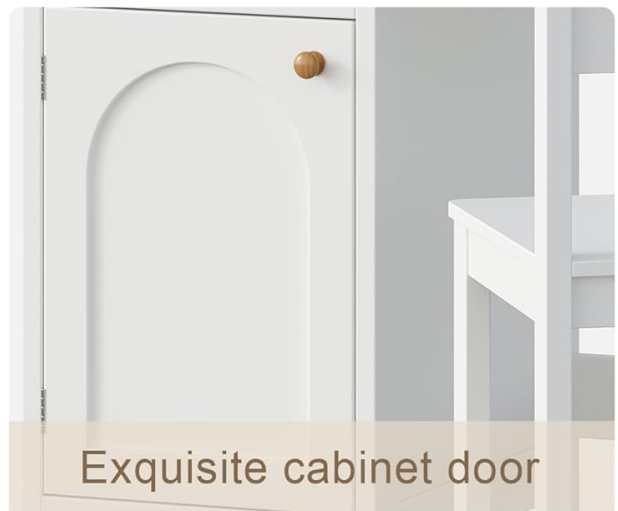
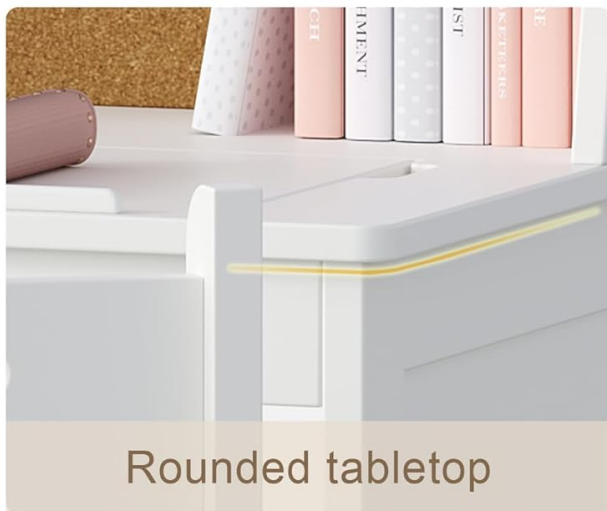


Figure 5.3: Detailed view of the corkboard, desktop storage, rounded tabletop edges, and the design of the cabinet door.

Multifunctional Study Desk



Figure 5.4: Example of a child comfortably using the multi-functional study desk for reading and drawing.

6. MAINTENANCE AND CARE

To ensure the longevity and appearance of your Trecho Kids Study Desk and Chair Set, follow these care guidelines:

- **Cleaning:** Wipe surfaces with a soft, damp cloth. Avoid abrasive cleaners, harsh chemicals, or excessive moisture, which can damage the engineered wood finish.
- **Spills:** Clean up spills immediately to prevent staining or damage to the wood.
- **Hardware:** Periodically check all screws and fasteners to ensure they are tight. Retighten if necessary to maintain stability.
- **Protection:** Use coasters or placemats to protect the desktop from scratches, heat, and moisture.
- **Environment:** Avoid placing the desk in direct sunlight or near heat sources, as this can cause fading or warping. Maintain a stable room temperature and humidity.

7. TROUBLESHOOTING

If you encounter any issues with your Trecho Kids Study Desk and Chair Set, please refer to the following common solutions:

- **Desk Wobbles:** Ensure all assembly screws are fully tightened. Check that the desk is placed on a flat, even surface. If necessary, use furniture pads under the legs to level it.
- **Adjustable Desktop Not Holding Position:** Verify that the desktop mechanism is correctly engaged at the desired angle. Ensure no heavy objects are placed on the tilting section that might exceed its weight capacity.
- **Parts Missing or Damaged:** Refer to the package contents list in your assembly manual. If parts are missing or damaged upon arrival, contact customer support with your purchase details.
- **Difficulty Assembling:** Double-check the assembly instructions. Ensure you are using the correct

hardware for each step. Sometimes, a second person can help identify overlooked steps or provide assistance.

For issues not covered here, please contact Treocho customer support.

8. SPECIFICATIONS

Feature	Detail
Brand	Treocho
Model Number	OD2404-WH
Color	White
Material Type	Engineered Wood
Item Dimensions (L x W x H)	35.43 x 17.72 x 33.86 inches
Item Depth	17.7 inches
Item Weight	42.66 Pounds
Adjustable Desktop Angle	0-105 degrees (8 levels)
Number of Shelves	1 (in hutch)
Number of Drawers	1 (Fabric Drawer)
Recommended Age	3-8 Years Old
Assembly Required	Yes

9. WARRANTY AND SUPPORT

Treocho stands behind the quality of its products. For information regarding warranty coverage, returns, or technical support, please refer to the warranty card included with your purchase or visit the official Treocho website. Please have your model number (OD2404-WH) and purchase date available when contacting support.