Saved from manuals.plus.
Open the live page for links to other documents and user manuals.

iGPSPORT SR Mini

iGPSPORT SR Mini Radar Bicycle Tail Light

User Manual

Model: SR Mini | Brand: iGPSPORT

Introduction

The iGPSPORT SR Mini is an advanced bicycle tail light integrated with a millimeter-wave radar system. Designed to enhance cycling safety, it detects approaching vehicles from behind, provides real-time alerts, and features intelligent lighting modes, including automatic brake highlighting. This manual provides detailed instructions for setting up, operating, and maintaining your SR Mini to ensure optimal performance and a safer riding experience.



Figure 1: iGPSPORT SR Mini Radar Bicycle Tail Light. This image shows the compact, oval-shaped device with bright red LED lights around its perimeter and the iGPSPORT logo in the center. A small blue indicator light is visible at the bottom.

Key Features

- **Precise Radar Monitoring:** Integrated millimeter-wave radar with a 45° beam angle detects approaching vehicles up to 160 meters behind in real-time. It intelligently identifies danger levels and transmits data to a display terminal.
- **Intelligent Alerts:** High-precision sensor automatically highlights during braking. Provides visual and audible alerts to the rider via a display terminal when a vehicle approaches from behind. Alerts approaching vehicles within a 220° radius and 1 mile with high-frequency flashing.
- **Multiple Light Modes:** Features 7 distinct light modes to suit various riding scenarios: High Brightness Steady, Medium Brightness Steady, Daytime Flash, Night Flash, Comet Flash, Waterfall Flash, and Single Radar Mode (light off).
- **Extended Battery Life:** Up to 20 hours in light mode and 25 hours in single radar mode. Equipped with a Type-C charging port. Automatically reduces brightness when battery is low. Supports automatic sleep/wake-up.
- **Wide Compatibility:** Compatible with iGPSPORT bike computers (BSC200S, BSC300T, iGS630S, BG2, iGS800), the iGPSPORT APP, and other brands of bike computers or smartwatches that support standard connection protocols (e.g., ANT+).

Package Contents

Before proceeding with the setup, please verify that all items listed below are present in your package:



Figure 2: Contents of the iGPSPORT SR Mini package. The image displays the SR Mini device, a mounting bracket (M30 with screws), an Allen key, a quick start manual, a charging cable (USB-C), and a lanyard.

- 1 x iGPSPORT SR Mini Tail Light
- 1 x M30 Mounting Bracket (with screws)
- 1 x Allen Key
- 1 x Quick Start Manual

- 1 x USB-C Charging Cable
- 1 x Lanyard

Setup and Installation

The iGPSPORT SR Mini is designed for easy installation on your bicycle's seat post.

Mounting Instructions:

1. Select a suitable position on your bicycle's seat post for the mounting bracket. Ensure the SR Mini will have a clear line of sight to the rear.
2. Attach the M30 mounting bracket to the seat post using the provided screws and Allen key. Tighten securely to prevent movement during rides.
3. Align the SR Mini with the mounting bracket and twist it into place until it clicks securely. Ensure the device is firmly attached and facing directly backward.



Figure 3: Illustration of the easy installation process. The image shows the SR Mini being twisted onto its seat post mount, with a diagram illustrating the attachment mechanism.

Operating Instructions

Power On/Off:

- To power on, press and hold the power button (location not specified in input, assume standard placement).
- To power off, press and hold the power button again.
- The device supports automatic sleep/wake-up functionality to conserve battery.

Light Modes:

The SR Mini offers 7 different light modes. Cycle through them by short-pressing the power button (or dedicated mode button, if present).

Table 1: Light Modes and Battery Life

Light Mode	Brightness (lm)	Battery Life (Radar On)	Battery Life (Radar Off)
High Brightness Steady	12	6h	5h
Medium Brightness Steady	6	12h	8h
Daytime Flash	25/0	11h	7h
Night Flash	12/2	10h	7h
Comet Flash	30	20h	11h
Waterfall Flash	30	16h	10h
Light Off (Single Radar Mode)	-	25h	20h

Note: The above parameters are tested in the iGPSPORT laboratory at a temperature of 23±2°C and humidity of 30%-60%. Actual performance may vary slightly depending on usage environment.

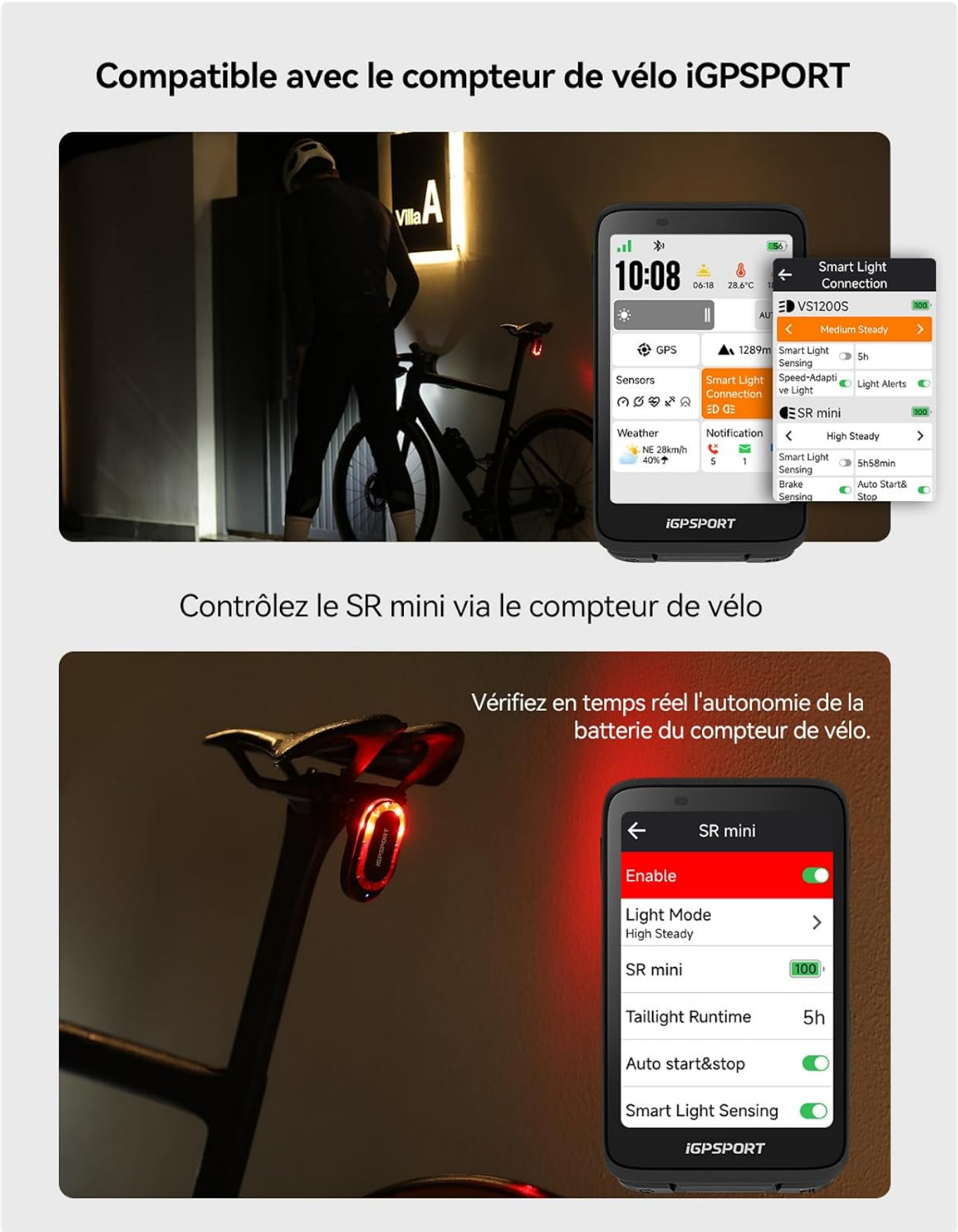

Figure 4: Visual representation of the SR Mini's operating modes and corresponding battery life. The image shows the device with a large "20H" graphic, indicating battery endurance, and a detailed table of light modes and battery runtimes.

Radar Functionality:

The integrated radar system continuously monitors traffic behind you, providing alerts for approaching vehicles.

- **Detection Range:** Up to 160 meters (approximately 525 feet) behind the cyclist.

- **Detection Angle:** 45° beam angle for comprehensive coverage.
- **Alerts:** When a vehicle is detected, the SR Mini communicates with your connected device (bike computer or smartphone app) to provide visual and/or audible alerts. The tail light itself may also flash more intensely to warn the approaching driver.
- **Brake Warning:** The SR Mini features an intelligent sensor that automatically highlights (increases brightness) when braking, signaling your deceleration to vehicles behind you.

8 modes de fonctionnement



Mode d'éclairage Luminosité		Autonomie de la batterie (radar allumé)	Autonomie de la batterie (radar éteint)
Luminosité élevée Fixe	(12lm)	6h	5h
Luminosité moyenne Fixe	(6lm)	13h	8h
Flash diurne	(25lm/0lm)	11h	7h
Flash nocturne	(12lm/2lm)	110h	7h
Flash comète	(30lm)	20h	11h
Flash cascade	(30lm)	16h	10h
Éclairage éteint	-	-	20h

Figure 5: Diagram illustrating the SR Mini's radar detection range. The image shows a cyclist with the SR Mini, emitting radar waves that detect vehicles up to 160 meters behind, providing a wider surveillance range.

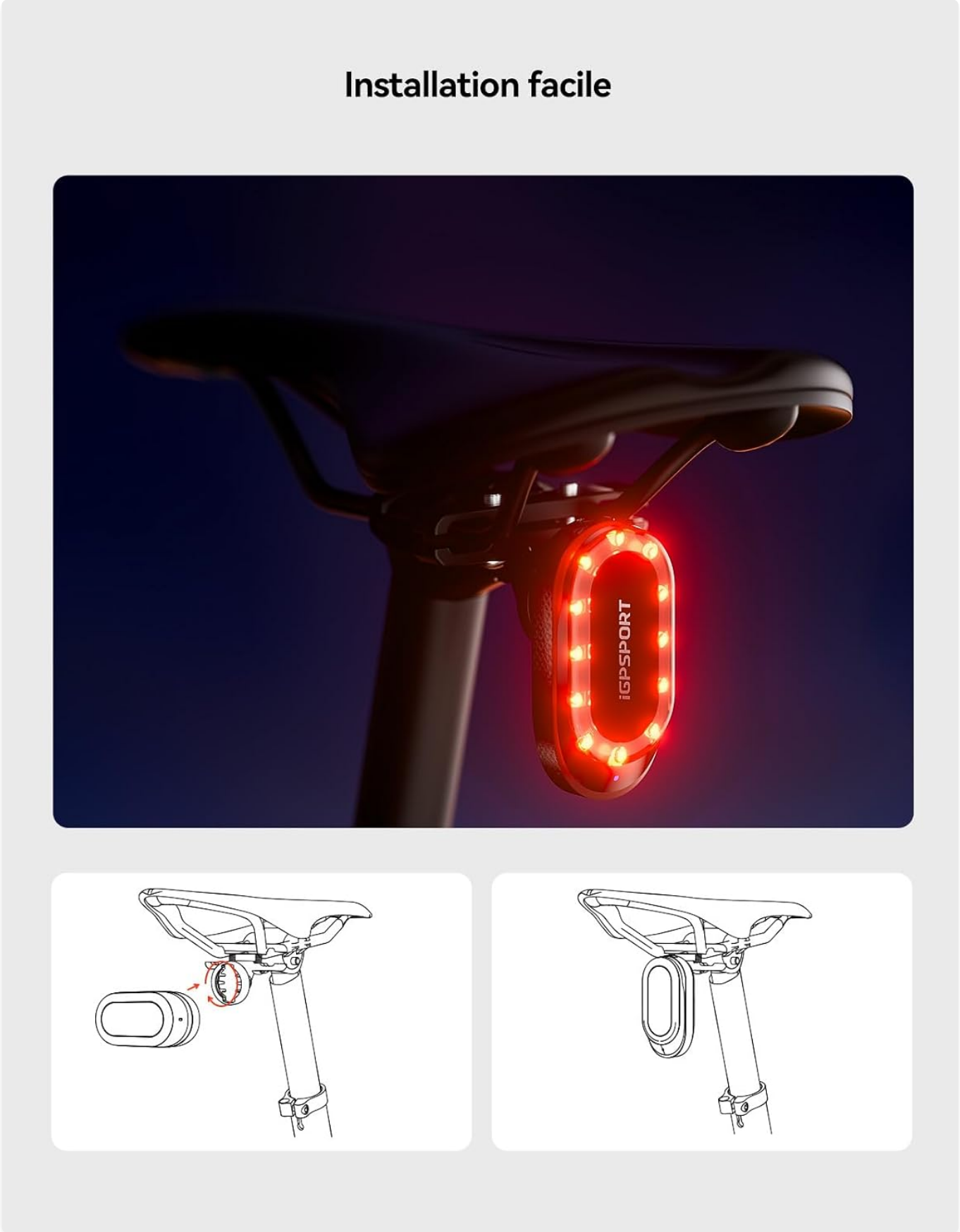

Figure 6: Demonstration of the SR Mini's automatic brake highlighting feature. The image shows two cyclists, with the SR Mini on one bike illuminating brightly when the rider brakes, enhancing visibility.

Connectivity and Compatibility

The iGPSPORT SR Mini can be paired with various devices for an enhanced riding experience.

Pairing with iGPSPORT Bike Computers:

The SR Mini is fully compatible with iGPSPORT bike computers such as BSC200S, BSC300T, iGS630S, BG2, and iGS800. Once paired, the bike computer can display real-time radar alerts, vehicle distance, and battery status of the SR Mini.



Figure 7: The SR Mini's compatibility with iGPSPORT bike computers. The image shows a bike computer displaying connection status

and settings for the SR Mini, allowing control and monitoring.

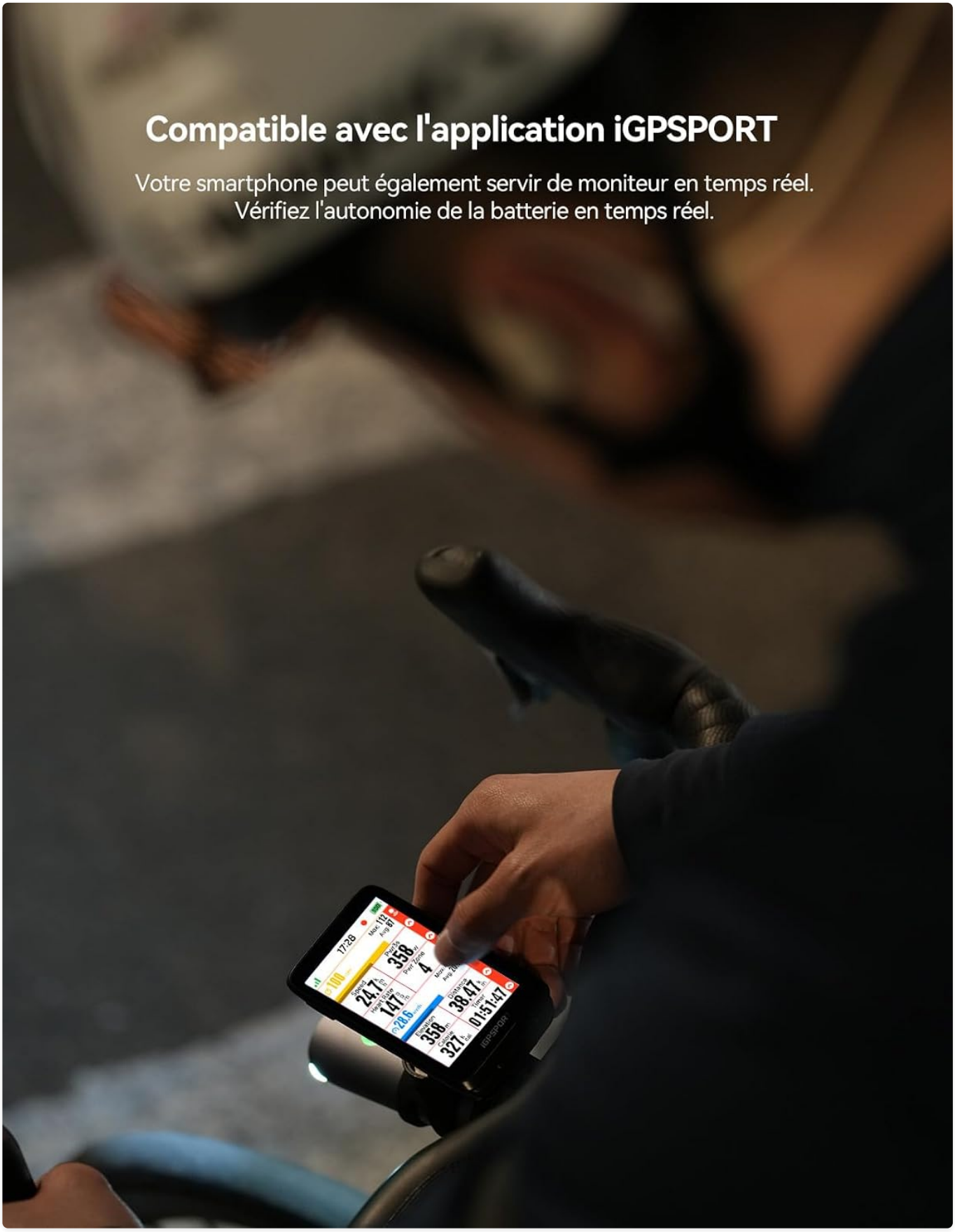

Figure 8: Real-time alerts displayed on an iGPSPORT bike computer. The screen shows a map with vehicle positions, distance, and a color-coded risk indicator (high, medium, low) for up to 8 simultaneously detected vehicles.

Using with the iGPSPORT APP:

You can also connect the SR Mini directly to the iGPSPORT mobile application. The app can serve as a real-time monitor, displaying radar information and allowing you to check the battery life of the SR Mini.

- Download the iGPSPORT APP from your smartphone's app store or scan the QR code provided on the product packaging.
- Open the app and follow the instructions to pair your SR Mini.
- The app will provide visual and audible alerts for approaching vehicles.



Figure 9: The SR Mini's compatibility with the iGPSPORT application. The image shows a cyclist using a smartphone mounted on handlebars, displaying the iGPSPORT app interface with real-time radar data.

SR mini

Smart Radar Taillight

Product Parameters产品参数			
Light Mode 模式名称	Brightness(lm) 亮度(lm)	Battery Life (radar off)(h) 续航(雷达关)(h)	Battery Life (radar on)(h) 续航(雷达开)(h)
High Brightness Steady 高常亮	12	6	5
Medium Brightness Steady 中常亮	6	12	8
Day Flash 日间闪烁	25/0	11	7
Night Flash 夜间闪烁	12/2	10	7
Comet Flash 彗星闪	30	20	11
Waterfall Flash 瀑布闪	30	16	10
Light Off 关闭灯光(单雷达模式)	/	/	20

Note: The above parameters are tested in the iGPSPORT laboratory at a temperature of 23±2°C and humidity of 30%-60%. Actual performance may vary slightly depending on the usage environment.

注：上述参数是在温度23±2°C和湿度30%-60%的情况下，于iGPSPORT实验室环境下测试得出。实际表现随着使用环境的变化略有差异。

Download APP

Please visit "https://www.igpsport.com" or scan the QR code to download iGPSPORT APP for complete user experience.

iGPSPORT

Official website: www.igpsport.com
Executive standard number: Q/WQW 002-2023
Manufacturer: Wuhan Qiwu Technology Co., Ltd.
3rd Floor, Building 04, Creative World Zone D, No.16 West Yezhihu Road, Hongshan District, Wuhan City, Hubei Province, China
(86)027-87835568 service@igpsport.com

CE FC RoHS SRRC ANT+

3个指

4个指

3个指

2个指

2个指

2个指

2个指

2个指

Figure 10: Back of the iGPSPORT SR Mini product box. This image shows product parameters and a QR code for downloading the iGPSPORT APP. You can download the app by visiting connect.igpsport.com/qrcode.

Other Devices:

The SR Mini can also be used with other brands of bike computers or smartwatches that support standard connection protocols (e.g., ANT+).

Charging and Battery Life

The SR Mini is equipped with a rechargeable Lithium-ion battery and a Type-C charging port.

- **Charging:** Connect the provided USB-C charging cable to the SR Mini's charging port and to a standard USB power source (e.g., computer USB port, wall adapter).
- **Battery Indicator:** The device will indicate charging status (e.g., LED color change). Refer to the quick start guide for specific LED indications.
- **Low Battery:** When the battery is low, the device will automatically reduce brightness to extend operational time.
- **Battery Life:**
  - Up to 20 hours in light mode (specific mode dependent, refer to Table 1).
  - Up to 25 hours in single radar mode (light off).

Specifications

Table 2: Technical Specifications

Parameter	Value
Brand	iGPSPORT
Model	SR Mini
Radar Detection Angle	45°
Radar Detection Distance	Up to 160 meters
Light Modes	7 modes (High Steady, Medium Steady, Daytime Flash, Night Flash, Comet Flash, Waterfall Flash, Single Radar Mode)
Battery Life (Max)	Approx. 20 hours (light mode), 25 hours (single radar mode)
Battery Type	Lithium-ion (1 included)
Charging Port	Type-C
Material	Plastic
Display Type	LED
Power Source	Rechargeable Battery Powered
ASIN	B0F3DLQ9BB

Maintenance

Proper maintenance will ensure the longevity and optimal performance of your iGPSPORT SR Mini.

- **Cleaning:** Wipe the device with a soft, damp cloth. Do not use abrasive cleaners or solvents.
- **Storage:** Store the SR Mini in a cool, dry place when not in use. Avoid extreme temperatures.
- **Charging:** Charge the device regularly, especially if storing for extended periods, to maintain battery health.
- **Water Resistance:** The product is rated IPX7 waterproof, meaning it can withstand immersion in water up to 1 meter for 30 minutes. However, avoid prolonged submersion and ensure the charging port cover is securely closed.


iGPSPORT
iGPSPORT
SR mini
Smart Radar Taillight
IPX7
Waterproof

Figure 11: Front of the iGPSPORT SR Mini product box, clearly showing the "IPX7 Waterproof" rating.

Troubleshooting

If you encounter issues with your iGPSPORT SR Mini, please refer to the following common troubleshooting steps:

- **Device Not Turning On:**
  - Ensure the battery is charged. Connect the device to a power source and allow it to charge for at least 30 minutes.
  - Press and hold the power button for a few seconds to ensure it's not just in sleep mode.
- **Radar Not Detecting Vehicles:**
  - Ensure the SR Mini is mounted correctly and has a clear, unobstructed view to the rear.
  - Check that the device is paired and connected to your bike computer or smartphone app.
  - Ensure the radar mode is active (not in a light-only mode).
- **Connectivity Issues (Bluetooth/ANT+):**
  - Ensure Bluetooth/ANT+ is enabled on your bike computer or smartphone.
  - Move the SR Mini closer to the paired device.
  - Try unpairing and re-pairing the device.
  - Restart both the SR Mini and the paired device.
- **Light Not Functioning Correctly:**
  - Check the battery level.
  - Cycle through the light modes to ensure it's not in "Light Off" (single radar) mode.

If these steps do not resolve the issue, please contact iGPSPORT customer support for further assistance.

Warranty and Support

iGPSPORT is committed to providing high-quality products and excellent customer service.

- **Warranty Information:** Specific warranty details are typically provided with the product packaging or on the official iGPSPORT website. Please refer to your purchase documentation for warranty period and terms.
- **Customer Support:** For any questions, concerns, or technical assistance, please contact iGPSPORT customer service.
- **Official Website:** For the latest information, firmware updates, and support resources, visit the official iGPSPORT website: www.igpsport.com.
- **Service Email:** You can also reach out via email atservice@igpsport.com.

Your satisfaction is our greatest goal. Our customer service team will respond to your inquiries within 24 hours.

© 2025 iGPSPORT. All rights reserved.
This manual is for informational purposes only. Specifications are subject to change without notice.

Ask a question about this manual

Ask about setup, troubleshooting, compatibility, parts, safety, or missing instructions. Manuals+ will review the question and use this page's manual context to help answer it.

Name

Anonymous

Email

you@example.com

After a successful submission, we securely hash the supplied account or form email before sending it to Microsoft Advertising for conversion attribution. Privacy details.

Question

Example: How do I reset this device or fix this error?

Details

Model number, symptoms, what you tried, or the section of the manual you are using.

Submit question

Open the live page

https://manuals.plus/asin/B0F3DLQ9BB

More documents and user manuals: **https://manuals.plus/**