



Manuals.plus /

› YITAHOME /

› YITAHOME 4-Drawer Fabric Dresser Instruction Manual

YITAHOME B0F3D7JV7P

YITAHOME 4-Drawer Fabric Dresser Instruction Manual

Model: B0F3D7JV7P

PRODUCT OVERVIEW

The YITAHOME 4-Drawer Fabric Dresser is a versatile storage unit designed for various rooms including bedrooms, living rooms, hallways, entryways, closets, and playrooms. It features a sturdy steel frame, a durable MDF wooden top, and four easy-pull fabric bins, offering ample storage space in a compact design.



Figure 1: YITAHOME 4-Drawer Fabric Dresser in Rustic Brown.

SETUP AND ASSEMBLY

This dresser is designed for straightforward assembly. All necessary components and tools are included in the package. Follow the instructions carefully for a quick and easy setup.

Included Components:

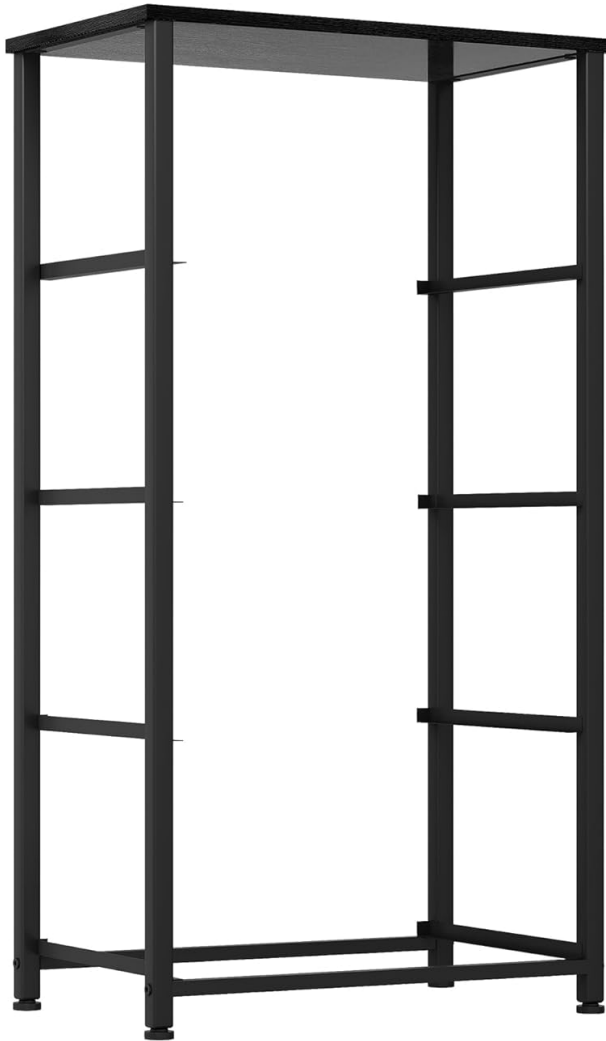
- Instruction Manual
- Frame (Steel)
- Drawers (4 foldable fabric bins)
- Accessories & Assembly Tools
- MDF Wooden Top
- Adjustable Feet (4)
- Anti-tipping Kit

Assembly Steps:

1. Unpack all components and verify against the parts list in the included instruction manual.

2. Assemble the steel frame according to the diagrams provided in the manual.
3. Attach the MDF wooden top to the assembled frame.
4. Insert the four foldable fabric drawers into their respective slots.
5. Install the adjustable feet at the bottom of the frame to ensure stability.
6. Secure the dresser to the wall using the provided anti-tipping kit to prevent accidental tipping.

SOLID CONSTRUCTION



Wooden Tabletop



Anti-tipping Kit



Adjustable Feet

Figure 2: Solid construction details including the steel frame, wooden tabletop, anti-tipping kit, and adjustable feet.

3-TIER DESIGN




Figure 3: Detailed view of the 3-tier fabric drawer construction, highlighting durability and resistance to deformation.

Assembly Video:

Your browser does not support the video tag.

Video 1: This video provides a visual guide for the installation and review of the YITAHOME fabric dresser, demonstrating the assembly process.

OPERATING AND USAGE

The YITAHOME 4-Drawer Fabric Dresser offers roomy storage space and a functional design for organizing various items. The four foldable deep drawers are equipped with easy-to-pull plastic handles for smooth operation.

Storage Capacity:

- Each drawer is designed to hold a variety of items such as dresses, socks, pants, shirts, toys, blankets, and accessories.
- The sizeable wooden top provides additional surface area for displaying framed photos, lamps, potted plants, or other decorative items. The tabletop has a load capacity of up to 35 lbs.



6.6
LBS

Each drawer's capacity



LARGE STORAGE CAPACITY



Books



Headphones



Perfume



Computers

Figure 4: Illustration of the large storage capacity of the drawers, suitable for various household items.

PRODUCT DIMENSIONS

Takes little space, provides large storage space!

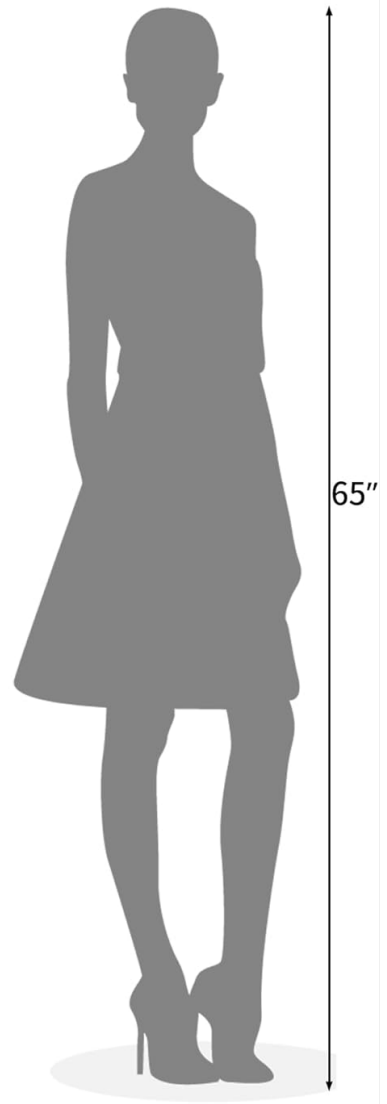


Figure 5: Detailed product dimensions, indicating the compact footprint and ample storage space.

MAINTENANCE

Proper maintenance ensures the longevity and appearance of your YITAHOME dresser.

Cleaning:

- The non-woven synthetic fabric drawers are easy to care for. Wipe clean with a damp cloth and mild detergent if necessary. Avoid harsh chemicals.
- The MDF wooden top features a water-resistant protective coating. Wipe spills immediately with a dry cloth.
- The steel frame can be cleaned with a damp cloth.

Sticker Removal Tip:

If you need to remove any adhesive warning labels from the wooden top, a product commonly used for squeaky doors can be applied. Spray a small amount onto the sticker, allow it to soak for a few seconds, then gently peel off the sticker. Any remaining residue can be wiped away with a paper towel.

Sticker Removal Video:

Your browser does not support the video tag.

Video 2: This video demonstrates a tip for removing stubborn stickers from the dresser's wooden top without leaving residue.

TROUBLESHOOTING

Dresser Instability:

- If the dresser feels wobbly or unstable, ensure all frame connections are securely tightened.
- Utilize the four adjustable plastic legs to level the dresser on uneven ground. Rotate the feet clockwise or counter-clockwise to adjust height.
- Always install the provided anti-tipping kit to anchor the dresser to the wall, especially in households with children, to prevent accidental tipping and ensure safety.

Drawer Issues:

- If drawers are not sliding smoothly, check for any obstructions in the drawer slots or ensure the drawers are correctly inserted.
- Verify that the fabric bins are fully expanded and the internal hardboard supports are properly placed to maintain their shape.

SPECIFICATIONS

Feature	Detail
Brand	YITAHOME
Model Name	Storage Dresser
ASIN	B0F3D7JV7P
UPC	197839363069
Color	Rustic Brown
Material	Engineered Wood, Metal, Non-woven Fabric
Finish Type	Waxed (Wooden Top)
Number of Drawers	4
Overall Dimensions (L x W x H)	17.7"D x 37.4"W x 11.8"H
Drawer Dimensions (L x W x H)	15.7" L x 11.0" W x 8.3" H
Item Weight	13.4 Pounds
Mounting Type	Floor Mount (with wall anchor option)
Additional Features	Adjustable Feet, Anti-tipping Kit

WARRANTY AND SUPPORT

Return Policy:

This product is eligible for a 30-day refund/replacement return policy through Amazon. Please refer to your

Amazon purchase details for specific return instructions and conditions.

Product Warranty:

Specific warranty information for the YITAHOME 4-Drawer Fabric Dresser is not provided in the product details. For warranty inquiries, please contact YITAHOME customer support directly.

Customer Support:

For any questions, concerns, or support regarding your YITAHOME product, please visit the official YITAHOME store on Amazon or their official website for contact information.

YITAHOME Store: [Visit the YITAHOME Store](#)