

DICTAC BQD-01

DICTAC 160x200 Bed Frame with Hydraulic Storage, LED Lights, and Power Outlet

Model: BQD-01

1. IMPORTANT SAFETY INFORMATION

Please read all instructions carefully before assembly and use. Keep this manual for future reference.

- This product is delivered in **two packages (A and B)** and may arrive on different dates. If both packages have arrived but parts are missing, please contact customer service immediately.
- This product has a maximum weight capacity of **400 kg**. Do not exceed this limit.
- Exercise caution during assembly as some components may have sharp edges.
- Do not fully tighten screws until the entire assembly process is complete. This allows for minor adjustments.
- When moving the assembled bed, always **lift it** rather than dragging it across the floor to prevent damage to the bed frame or flooring.

2. PACKAGE CONTENTS

Ensure all components are present before beginning assembly. Refer to the detailed parts list provided in your separate assembly instructions.

- Bed frame components (headboard, side rails, footboard)
- Slatted base with wooden slats
- Hydraulic lifting mechanism
- LED light strips and power strip with 2 AC outlets and 2 USB ports
- Assembly hardware (screws, bolts, washers, etc.)
- Assembly tools (e.g., Allen key)

- Detailed assembly instructions

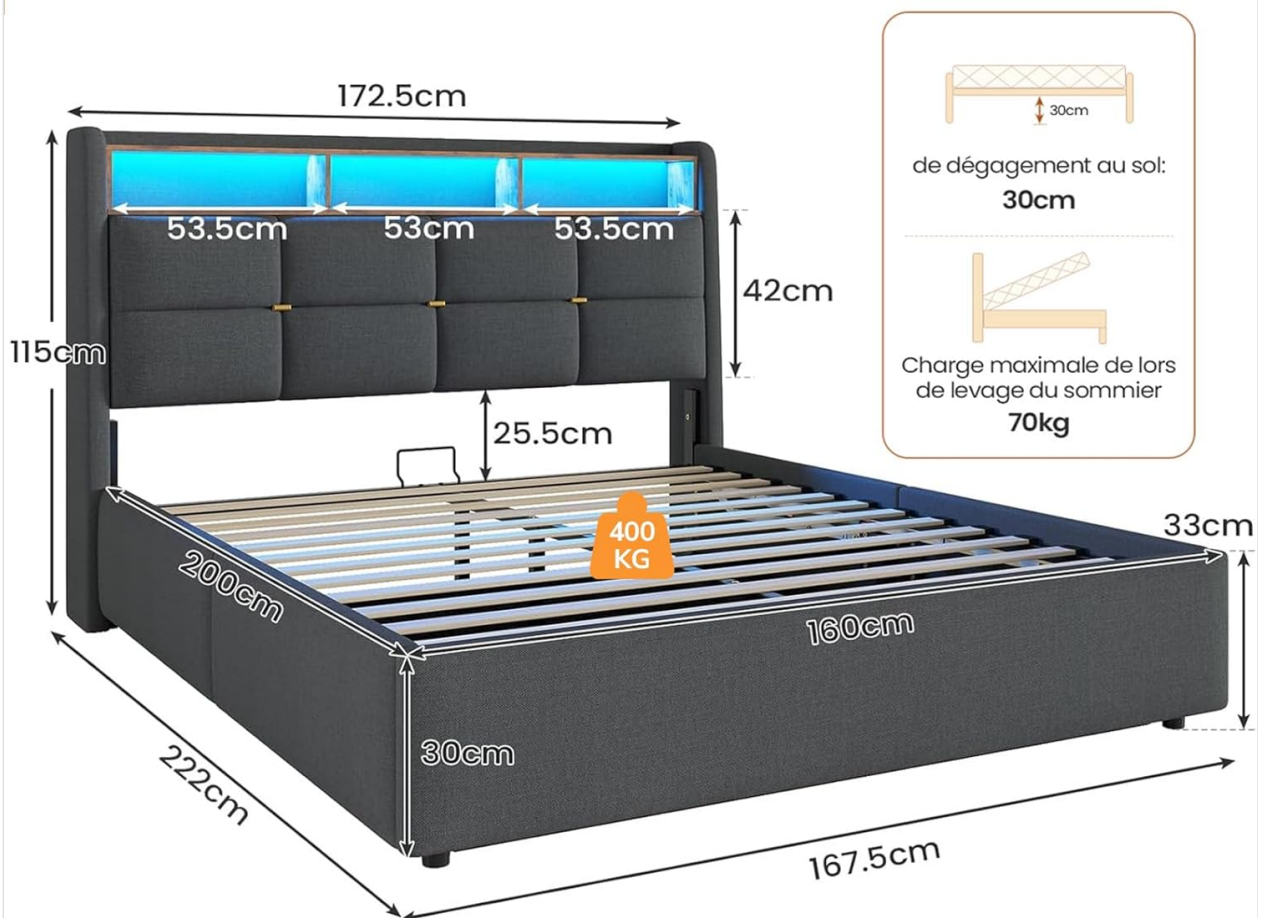
3. ASSEMBLY INSTRUCTIONS

Assembly typically requires two people and takes approximately 3 hours. Follow the numbered steps in the separate assembly manual provided with your product.

Key Assembly Tips:

- **Unpack Carefully:** Lay out all parts and hardware on a soft, clean surface to prevent scratches. Verify all parts against the included list.
- **Follow Steps Sequentially:** Do not skip steps. Each step builds upon the previous one.
- **Loose Fasteners First:** Initially, hand-tighten all screws and bolts. Only fully tighten them once the entire bed frame is assembled and stable.
- **Slatted Base Installation:** The wooden slats are designed for easy click-in installation, providing solid support. Ensure they are evenly distributed.
- **Hydraulic Mechanism:** Install the hydraulic lifting mechanism according to the instructions. Ensure it operates smoothly before placing the mattress.

CARACTERISTIQUES DU PRODUIT



📍 Information importante:

Livraison en 2 colis (A & B)
Si vous n'en recevez qu'un, merci de patienter pour le second



Image: Overview of bed frame dimensions and important delivery information regarding two packages.

Cadre de Lit Robuste, Durable et Portant



Image: Diagram highlighting easy assembly, anti-vibration strips for noise reduction, and a raised edge design to prevent mattress sliding.

4. OPERATING INSTRUCTIONS

4.1. Hydraulic Storage Mechanism

The bed features a hydraulic lifting mechanism for easy access to under-bed storage. This provides approximately 30 cm of clearance and can lift the bed base up to 137 cm.

- To open the storage compartment, firmly pull the hand strap located at the foot of the bed upwards. The hydraulic pistons will assist in lifting the slatted base and mattress.
- To close, gently push the slatted base downwards until it locks into place.
- The storage area is designed to be dust-proof, keeping your stored items clean.



Mécanisme de Levage Hydraulique

Grand Espace de Rangement Caché 40% d'espace de rangement en plus qu'un lit avec tiroirs



Valises



Boîtes de Rangement



couverture



chaussure



Vêtements hors saison

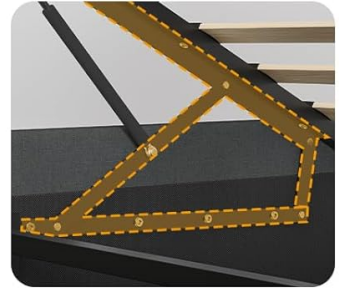


Image: The bed's hydraulic lift mechanism open, showcasing the large under-bed storage space, ideal for suitcases, boxes, and seasonal clothing.



Image: The bed's hydraulic lift mechanism open, showcasing the large under-bed storage space, ideal for suitcases, boxes, and seasonal clothing.

4.2. LED Lighting System

The integrated RGB LED strip in the headboard offers customizable lighting to enhance your room's ambiance.

- **Control:** The LED lights can be controlled via a physical button or a dedicated smartphone application.
- **Color Options:** Choose from over 60,000 colors.
- **Adjustments:** Adjust brightness, select various lighting modes (including 'Micro' mode), synchronize with music, and set a timer function.
- **Power On/Off:** Long-press the control button to turn the LED lighting on or off.



Image: Visual representation of the LED control options, including color selection, music synchronization, timer, and brightness adjustment, accessible via a smartphone app.

Lit de Rangement Relevable avec Lumières LED

Créant une ambiance chaleureuse et romantique dans l'obscurité

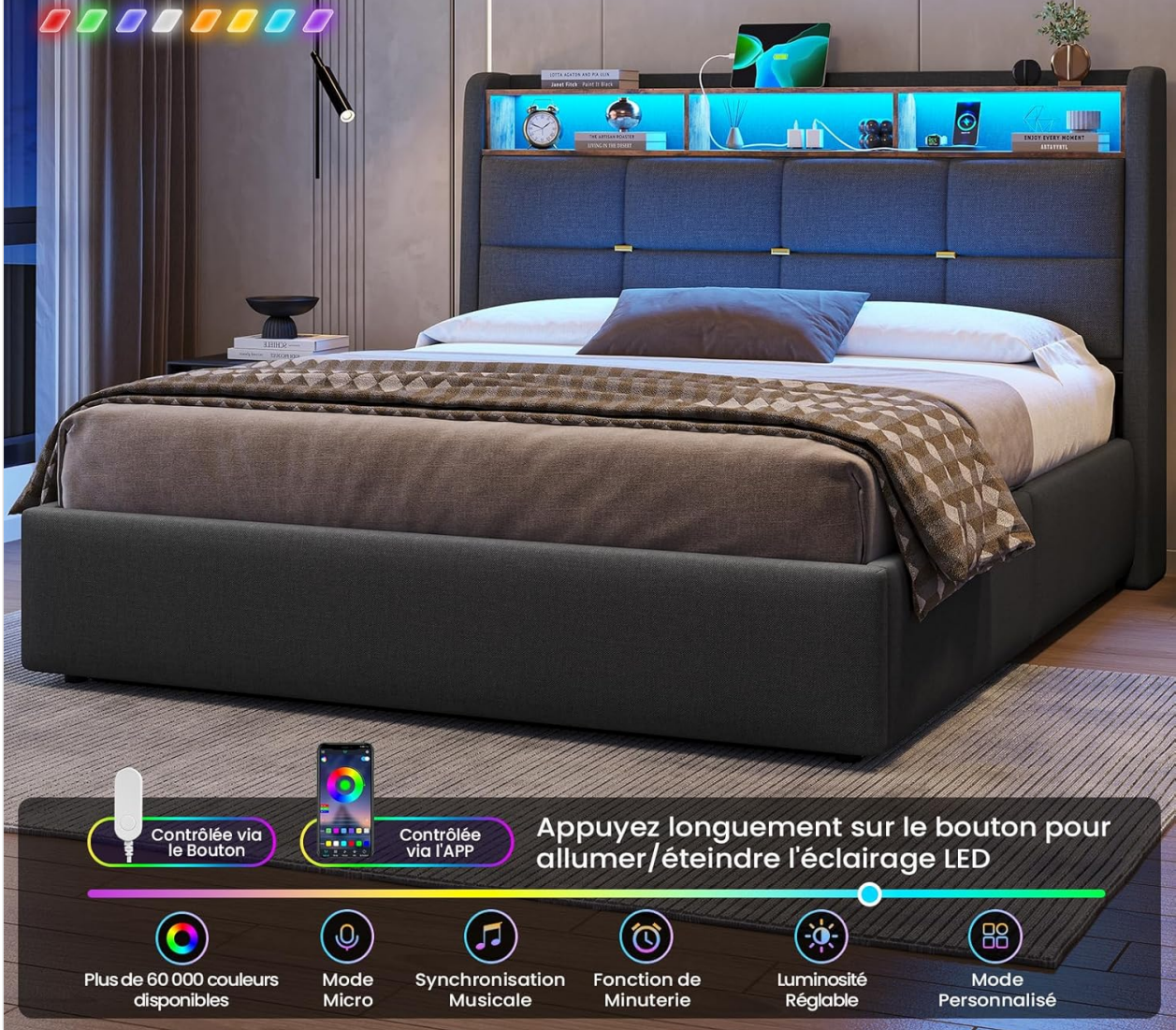


Image: The bed frame with its headboard LED lights displaying different colors, illustrating how they create a warm and romantic atmosphere.

4.3. Integrated Power Outlet

The headboard includes a convenient power strip for charging your devices.

- The power strip features **2 AC outlets (250V/16A)** and **2 USB ports (5V/2.1A)**.
- Use these outlets to charge phones, tablets, laptops, or power small lamps directly from your bed.



Tête de lit avec Multiprise Encastrable



2 prises AC et 2 ports USB satisfaisant tous vos besoins de charge



250V/16A



5V/2.1A



150cm

Image: Detailed view of the headboard's integrated power strip, featuring two AC outlets and two USB ports, with specifications of 250V/16A and 5V/2.1A.

5. MAINTENANCE

- **Cleaning:** For the linen upholstered parts, gently wipe with a damp cloth. Avoid harsh chemicals.
- **Frame Inspection:** Periodically check all bolts and screws to ensure they remain tight. Retighten if necessary.
- **Anti-Squeak Features:** The bed frame is equipped with anti-vibration bands to reduce noise. If squeaking occurs, inspect these bands and ensure all connections are secure.
- **Hydraulic Mechanism:** Keep the hydraulic pistons clean and free of obstructions. Do not apply excessive force when lifting or lowering the bed base.

6. TROUBLESHOOTING

- **Missing Parts:** If you received both packages (A and B) but still have missing parts, please contact DICTAC customer service with your purchase details.
- **Bed Squeaking:** Ensure all assembly bolts are tightened. Check the anti-vibration bands on the slatted base for proper placement.
- **Mattress Sliding:** The bed frame includes a U-stabilizer and side wings on the headboard to prevent mattress movement. Ensure these are correctly installed and positioned.
- **LED Lights Not Working:** Check the power connection to the LED strip and the power outlet. Ensure the control button is pressed correctly or the app connection is stable.

7. SPECIFICATIONS

Feature	Detail
Model Number	BQD-01
Size	160 x 200 cm
Product Dimensions (L x W x H)	2.22 x 1.73 x 1.15 meters
Material	Wood, Engineered Wood, Linen, Metal

Feature	Detail
Color	Dark Grey
Style	Modern
Maximum Recommended Load	400 Kilograms
Item Weight	54 Kilograms
Under-bed Clearance	30 cm
Headboard Features	Upholstered, 2 open storage shelves, integrated LED lights, power strip (2 AC, 2 USB)
Special Features	Hydraulic lifting mechanism, anti-squeak design, mattress stabilizer
Country of Origin	China

8. PRODUCT VIDEO OVERVIEW

Watch this official product video for a visual guide to the DICTAC bed frame's features and functionality.

Your browser does not support the video tag.

Video: An overview of the DICTAC bed frame, showcasing its upholstered headboard, LED lighting, integrated power outlet, hydraulic storage, and sturdy construction.

9. WARRANTY AND SUPPORT

DICTAC is committed to providing responsive customer service.

- This product is covered by standard legal guarantees and a 30-day return policy.
- For any questions, missing parts, or support needs, please contact DICTAC customer service through your purchase platform or the official DICTAC website.