

dbsono DB T804

dbsono DB T804 Wireless Earbuds Sports Bluetooth Headphones Instruction Manual

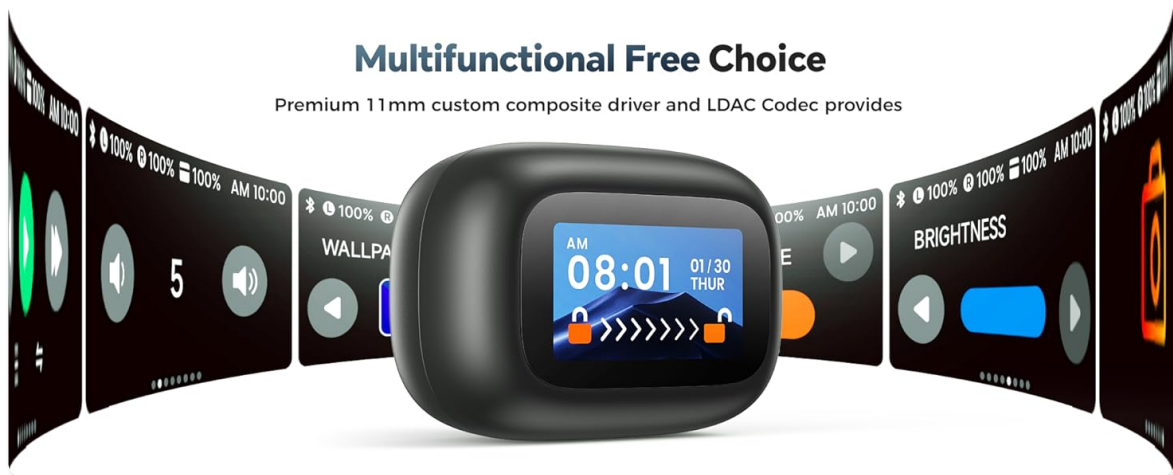
Brand: dbsono | Model: DB T804

INTRODUCTION

Thank you for choosing the dbsono DB T804 Wireless Earbuds. These sports Bluetooth headphones are designed for active lifestyles, offering sweatproof and waterproof features, extended playtime, and secure fit with earhooks. This manual provides essential information for setup, operation, and maintenance to ensure optimal performance.

WHAT'S IN THE BOX

- Headphones (L&R)
- Touch Screen Charging Case
- User Manual
- 3 ear caps (S M L)
- Type-C Charging Cable



Multifunctional Free Choice
 Premium 11mm custom composite driver and LDAC Codec provides

Figure 1: Contents of the dbsono DB T804 package. Includes the earbuds, touch screen charging case, user manual, three sizes of ear caps (S, M, L), and a Type-C charging cable.

SETUP

Wearing Instructions

Properly wearing your earbuds ensures the best sound quality and a secure fit during activities. Follow these steps:





1. **Select Ear Tips:** Choose the suitable ear tip size (S, M, L) for your ear canal. Size M is pre-installed.
2. **Insert Earbuds:** Gently insert the ear tips into your ear canal.
3. **Secure Ear Hooks:** Adjust the 360° rotating ear hooks over your ears for a stable and comfortable fit.
4. **Adjust for Comfort:** Ensure the earbuds feel secure without being too tight or too loose.

Video 1: Demonstrates the correct way to wear the dbsono DB T804 Bluetooth headphones for optimal fit and sound.

Ergonomic Design

Find the suitable eartip size then wear it all day long for exercise or work without any discomfort.

How to Get a Perfect Fit?

<div style="text-align: center;">  <p>Step 1 Take out the earphones. Find the suitable eartip size</p> </div>	<div style="text-align: center;">  <p>Step 2 First, insert the ear tips into your ear canal.</p> </div>
<div style="text-align: center;">  <p>Step 3 Then adjust the earphones and secure the ear hooks over your ears.</p> </div>	<div style="text-align: center;">  <p>Step 4 Adjust for comfort and stability.</p> </div>




Figure 2: Visual guide for achieving a perfect fit with the earbuds, illustrating the insertion and adjustment of ear tips and hooks.

First Use Guide

Put Earbuds Back Into The Case To Activate



Figure 3: First Use Guide, detailing the activation and initial pairing process for the earbuds.

Initial Pairing

The earbuds utilize Bluetooth 5.3 for fast and stable connectivity.

1. **Activate Earbuds:** Remove the protective film from the earbuds and place them back into the charging case to activate them.
2. **Open Case:** Lift the lid of the charging case. The earbuds will automatically enter pairing mode.
3. **Enable Bluetooth:** On your smart device (phone, tablet, computer), enable Bluetooth.
4. **Connect:** Search for Bluetooth devices and select "DB T804" from the list. You will hear a "connected" prompt.
5. **Note:** If the earbuds automatically connect to a previously paired device, turn off Bluetooth on the previous device to connect to a new one.

Super Affinity Material

The ear hooks feature ultra-soft silicone with 360° rotation & bounce-back, delivering all-day comfort - even with glasses




Figure 4: Earbuds connected to a smartphone via Bluetooth, demonstrating compatibility with various devices.

OPERATING INSTRUCTIONS

Button Controls

The DB T804 earbuds feature physical push-button controls for reliable operation, avoiding accidental touches.

- **Play/Pause:** Single press L/R button.
- **Next Track:** Double press R button.

- **Previous Track:** Double press L button.
- **Volume Up:** Long tap R button.
- **Volume Down:** Long tap L button.
- **Answer/End Call:** Single press L/R button.
- **Reject Call:** Press and hold L/R button for 2 seconds.
- **Activate Voice Assistant:** Triple press L/R button.



Figure 5: Detailed overview of the physical button controls for music, calls, and voice assistant functions.

Touchscreen Features (Charging Case)

The intuitive touchscreen on the charging case allows for effortless management of music, calls, and daily tasks without needing your phone.

- **Music Control:** Adjust volume, skip tracks, play/pause directly from the screen.
- **Battery Status:** Check the battery levels of both earbuds and the charging case.
- **Remote Camera:** Snap remote photos by connecting to your phone's camera function.
- **Alarms:** Set alarms directly from the case.
- **Find Earbuds:** Locate misplaced earbuds quickly using a dedicated function.
- **Wallpaper/Brightness:** Customize the screen's wallpaper and adjust brightness settings.



Figure 6: The LCD Smart Touch Screen on the charging case, showing various control options.



Charming Hi-Res Sound

Premium 13mm custom composite driver and LDAC Codec provides powerful bass and clear mid- and high-frequency.

Figure 7: Multifunctional Free Choice interface on the touchscreen, highlighting diverse control options.

AUDIO QUALITY

The dbsono DB T804 Wireless Earbuds are equipped with 13mm speakers, delivering powerful bass and clear mid-to-high frequencies for an immersive audio experience. Whether for music, podcasts, or calls, the sound quality is optimized for clarity and rhythm.



Figure 8: Illustration of the 13mm dynamic drivers providing charming Hi-Res sound.

With integrated microphones, these headphones ensure crystal clear calls, even in outdoor environments, making video calls smoother and ensuring your voice stands out.



Crystal Clear Call

Even in open outdoor spaces, your voice stands out during calls, making your video calls smoother.

Figure 9: Crystal Clear Call quality, even in open outdoor spaces.

BATTERY LIFE

Each earbud provides up to 10 hours of continuous playtime on a single full charge. The compact charging case offers three additional charges, extending the total listening time to 40 hours. This ensures long-lasting performance for your workouts, commutes, or daily use without frequent recharging.

40 Hrs of Long Battery Life



Battery

10Hrs earbud playtime, 40Hrs total with case



Bluetooth 5.3

Lag -free, ultra -fast
connection for seamless audio



IP5 Waterproof


Fearless of rain or sweat,
it plays on

Figure 10: The earbuds and charging case, emphasizing the 40 hours of long battery life.

MAINTENANCE

Water Resistance

The earbuds feature an IPX5 waterproof rating, making them sweatproof and resistant to splashes. This protection is ideal for intense workouts, jogging, or use in light rain. Please note that they are not suitable for swimming or skiing.



What's in The Box

You will own these items after receiving the goods

- Earbuds(L&R)
- Charging Case
- S/M/L Ear Tips(Size M Pre-Installed)
- Type-C Charging Cable

Figure 11: IPX5 Waterproof rating, suitable for sweat and rain, but not for submersion.

Cleaning

To maintain optimal performance and hygiene, regularly wipe off sweat and debris from the earbuds and charging points after workouts. Use a soft, dry cloth to clean the surfaces. Avoid using harsh chemicals or abrasive materials.

SPECIFICATIONS

Feature	Detail
Brand	dbsono
Model Number	DB T804
Color	Black
Ear Placement	Over Ear
Form Factor	In Ear
Connectivity Technology	Wireless (Bluetooth 5.3)
Bluetooth Range	10 Meters (33 feet)
Battery Life (Earbud)	10 Hours
Total Playtime (with Case)	40 Hours
Water Resistance Level	IPX5 Waterproof
Audio Driver Type	13mm Dynamic Driver
Control Type	Push Button, Touch Screen (Case)
Microphone	Included

Compatible Devices	Android/iOS smartphones, Apple Watch, Tablet, Desktop Computer, Laptop, Smart Watch, TV and other Bluetooth devices
--------------------	---

WARRANTY AND SUPPORT

The dbsono DB T804 Wireless Earbuds come with a 1-Year Manufacturer Warranty. For any support inquiries, troubleshooting, or warranty claims, please refer to the contact information provided in the Quick Start Guide included in your package or visit the official dbsono website.