

Xiaomi 25028RN03L

Xiaomi Redmi A5 4G LTE Smartphone

USER MANUAL

Model: 25028RN03L

Introduction

This manual provides essential information for the safe and efficient operation of your Xiaomi Redmi A5 smartphone. Please read this manual thoroughly before using your device to ensure proper functionality and to avoid damage.

The Xiaomi Redmi A5 features a 32MP AI dual camera, an immersive 6.88-inch display, secure fingerprint and face unlock, and a massive 5200mAh battery. It is powered by a robust octa-core processor, designed for a smooth and responsive user experience.



Image: The Xiaomi Redmi A5 smartphone, presented in Sandy Gold. The image highlights the large display on the front and the dual camera setup on the back, along with the Redmi branding.

Setup

1. What's in the Box

- Xiaomi Redmi A5 Smartphone
- USB Type-C Cable

- SIM Eject Tool
- Quick Start Guide and Warranty Card
- Safety Information
- Wall Charger (Note: Power adapter is not included with some models and may need to be purchased separately.)

2. Inserting the SIM Card

The Redmi A5 supports Dual SIM functionality. To insert your SIM card(s):

1. Locate the SIM card tray on the side of the device.
2. Insert the SIM eject tool into the small hole next to the tray and press firmly until the tray pops out.
3. Place your Nano-SIM card(s) into the designated slots on the tray. Ensure the gold contacts face downwards.
4. If using a microSD card for expanded storage, place it in the dedicated slot.
5. Carefully push the tray back into the phone until it is flush with the device body.

Important Compatibility Note: This device is designed for the USA market and works with T-Mobile, Mint, Tello, or any network under the T-Mobile umbrella. For use outside the USA, it works with any GSM carrier SIM. It is **not compatible** with Verizon, AT&T, Xfinity, Boost, Virgin, Visible, Cricket, or other CDMA carriers.

WARNING
PLEASE CHECK IF YOUR CARRIER IS COMPATIBLE WITH THE PHONE
GSM UNLOCKED




Image: A visual guide illustrating network compatibility. The left side, marked "COMPATIBLE" in green, lists T-Mobile, Mint, Tello, Ultra, and "OUTSIDE USA". The right side, marked "NOT COMPATIBLE" in red, lists Verizon, AT&T, Xfinity, Boost, Virgin, Visible, Cricket, and "OTHER CDMA CARRIER".

3. Initial Power On and Charging

Press and hold the Power button until the Xiaomi logo appears. Follow the on-screen instructions to complete the initial setup, including language selection, Wi-Fi connection, and Google account setup.

To charge your device, connect the USB Type-C cable to the phone's charging port and the other end to a compatible wall charger (not included) or a computer's USB port. The device supports 15W fast charging.

Operating Instructions

1. Basic Navigation

- **Touchscreen Gestures:** Tap to select, swipe to scroll, pinch to zoom.
- **Home Screen:** Swipe left or right to navigate between screens.
- **Notification Panel:** Swipe down from the top of the screen to access notifications and quick settings.

2. Calls and Messaging

Use the Phone app to make calls and the Messages app to send and receive SMS/MMS. Ensure your SIM card is active and has network coverage.

3. Camera Usage

The Redmi A5 features a 32MP AI dual camera system on the rear and an 8MP front camera. Open the Camera app to capture photos and videos.

- **Rear Camera:** Supports HDR mode, Ultra HD, and Night mode for enhanced photography in various lighting conditions. Records video at 1080p 30fps or 720p 30fps.
- **Front Camera:** Features HDR mode, Fill-light Portrait mode, Time-lapse, and Night mode for high-quality selfies and video calls. Records video at 1080p 30fps or 720p 30fps.

4. Display Features

The 6.88-inch display offers a smooth and immersive experience with up to 120Hz adaptive refresh rate. It includes DC dimming, low blue light, and no visible flicker for comfortable viewing, even during extended use. The wet touch technology allows for precise control even with wet hands.

5. Security Features

Unlock your device securely using the side fingerprint sensor or AI face unlock. Set up these features in the device settings for quick and convenient access.

6. Battery Management

The 5200mAh (typical) battery provides long-lasting power. To optimize battery life, manage background app usage and adjust screen brightness. The device supports 15W fast charging for quick power replenishment.

7. Connectivity

- **Wi-Fi:** Connect to 2.4GHz/5GHz Wi-Fi networks for internet access.
- **Bluetooth:** Bluetooth 5.4 for connecting wireless accessories.
- **FM Radio:** Supports FM radio (requires headphones connected to the 3.5mm audio jack).
- **GPS:** Integrated GPS, Glonass, Galileo, and Beidou for location services.

Maintenance

1. Cleaning Your Device

Use a soft, lint-free cloth to clean the screen and body of your phone. Avoid using harsh chemicals or abrasive materials that could damage the finish.

2. Software Updates

Your Redmi A5 runs on Android 15 (Go Edition). Xiaomi provides major updates and 3 years of security patch updates. Regularly check for and install software updates to ensure optimal performance and security. Go to *Settings > About phone > System updates* to check for updates.

3. Battery Care

To prolong battery lifespan, avoid exposing the device to extreme temperatures. It is recommended to keep the battery charge between 20% and 80% for daily use. The battery life endures unwaveringly even after over 1,000 charging cycles.

Troubleshooting

1. Device Not Powering On

Ensure the battery is charged. Connect the device to a charger for at least 15 minutes, then try pressing and holding the Power button again.

2. Network Connectivity Issues

Check if your SIM card is properly inserted and active. Verify that you are within your carrier's coverage area. Try restarting the device or toggling Airplane Mode on and off.

3. Camera Not Working

Ensure the Camera app has necessary permissions. Clear the cache and data of the Camera app (*Settings > Apps > Camera > Storage > Clear cache/data*). If the issue persists, restart the device.

4. Slow Performance

Close unnecessary background applications. Clear cached data from apps. Consider uninstalling rarely used applications to free up storage. A factory reset can resolve persistent performance issues, but remember to back up your data first.

Specifications

Feature	Detail
Model Number	25028RN03L
Processor	UNISOC T7250, 12nm process, Octa-core (Up to 1.8GHz)
Operating System	Android 15 (Go Edition)
Display	6.88 inches, 1640x720 resolution, 260 ppi, Up to 120Hz adaptive refresh rate, DC dimming, Low Blue Light
Rear Camera	32MP main camera (f/2.0), Auxiliary lens. Features: HDR, Ultra HD, Night mode. Video: 1080p/720p @ 30fps.
Front Camera	8MP (f/2.0). Features: HDR, Fill-light Portrait, Time-lapse, Night mode. Video: 1080p/720p @ 30fps.
RAM	4 GB
Internal Storage	128 GB (as per product title)
Battery	5200mAh (typ), Supports 15W fast charging
Connectivity	Dual SIM, 4G LTE, Wi-Fi (2.4GHz/5GHz), Bluetooth 5.4, GPS, USB Type-C, 3.5mm headphone jack
Security	Side fingerprint sensor, AI face unlock
Dimensions	7 x 4 x 2 inches (Package Dimensions)
Weight	7.1 ounces (200 Grams)

Warranty and Support

1. Warranty Information

For detailed warranty terms and conditions, please refer to the Warranty Card included in your product packaging or visit the official Xiaomi website. Warranty coverage typically includes manufacturing defects for a specified period from the date of purchase.

2. Customer Support

If you encounter any issues not covered in this manual or require further assistance, please contact Xiaomi customer support. You can find contact information and additional resources on the official Xiaomi support website: www.mi.com/global/support.

© 2025 Xiaomi. All rights reserved.

This manual is for informational purposes only. Specifications are subject to change without notice.

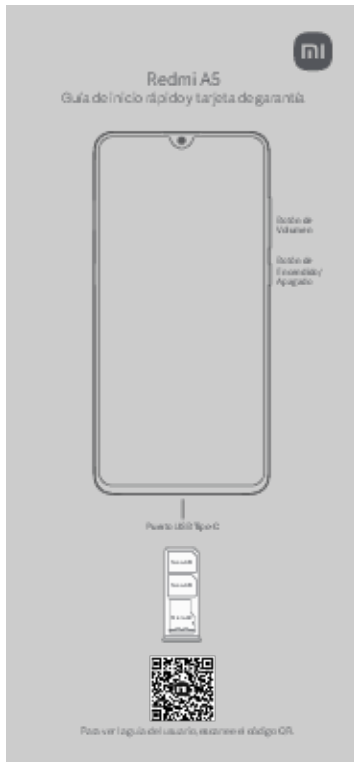
Documents - Xiaomi – 25028RN03L



[Redmi A5 Guía de Inicio Rápido y Seguridad](#)

Guía de inicio rápido para el Redmi A5, cubriendo configuración inicial, manejo de SIM, información de seguridad, regulaciones de la UE y FCC, y localización del dispositivo.

lang:es score:21 filesize: 468.92 K page_count: 11 document date: 2025-01-06



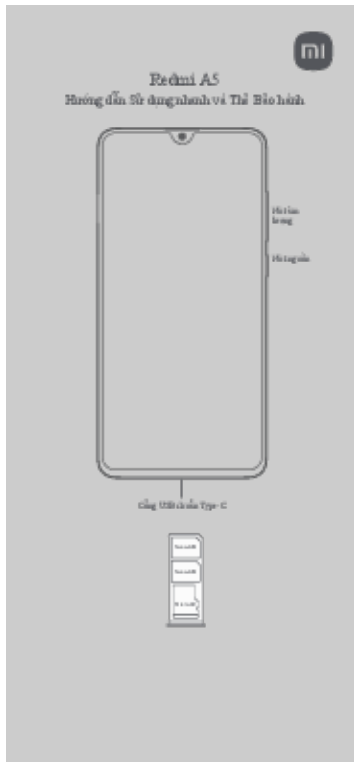
[\[pdf\]](#) Guide

Xiaomi Colombia Sitio Oficial de 1850201003464 C3ZL

V1 0 20250105 gl123 alsqp0 mi fds

Redmi C3Z A5 |||

Redmi A5 Gua de inicio rpido y tarjeta de garanta Botn de Volumen Botn de Encendido/ Apagado ... mmunications Co., Ltd. declara que este telefono celular GSM/GPRS/EDGE/UMTS/LTE con Bluetooth y WiFi **25028RN03L** est en cumplimiento con los requerimientos esenciales y otras provisiones relevantes de D... lang:es score:21 filesize: 506.41 K page_count: 7 document date: 2025-01-05



[\[pdf\]](#) Guide

Xiaomi Việt Nam C3Z A 20250107 gl123 alsqp0 mi fds Redmi A5 |||

Redmi A5 Hng dn S dng nhanh v Th Bo hnh Nt m lng Nt ngun Cng USB chun Type-C Nano-SIM Nano-SIM ... Co., Ltd. xin tuyen b rng in thoi Di ng K thut s GSM / GPRS / EDGE / UMTS / LTE vi Bluetooth v Wi-Fi **25028RN03L** ny tun th cc yu cu cn thit v cc quy nh lin quan khc trong Ch th RE s 2014/53/EU. Ton vn t...

lang:tl **score:21** filesize: 459.3 K page_count: 7 document date: 2025-01-14



[\[pdf\]](#) User Manual

Guia Rapido Site DL Redmi A5 V00 20250313 54feb74eee98628c816b123956e265e2 manuais dl br |||

Bem-vindo ao Botes de Volume Boto Liga/Desliga e Sensor de digital Entrada USB Tipo-C POR FAVOR, L ... r Av. Embaixador Bilac Pinto 1005 - Colina das Palmeiras, Santa Rita do Sapuca - MG. CEP 37538-900 **25028RN03L** 01199-25-09185

Acessrios compatveis com o produto: Bateria: BP5E 01197-25-09185 Carreg...

lang:pt **score:16** filesize: 709.7 K page_count: 6 document date: 2025-03-13