

Manuals+

[Q & A](#) | [Deep Search](#) | [Upload](#)

manuals.plus /

- › [JLab](#) /
- › [JLab Pop Party Portable Bluetooth Speaker User Manual \(Model: SBPOPBLK50WEB\)](#)

JLab SBPOPBLK50WEB

JLab Pop Party Portable Bluetooth Speaker User Manual

Model: SBPOPBLK50WEB



Image: JLab Pop Party Portable Bluetooth Speaker in Midnight Black.

INTRODUCTION

The JLab Pop Party Portable Bluetooth Speaker is designed for portability and vibrant audio experiences. This manual provides essential information for setting up, operating, and maintaining your speaker,

ensuring you get the most out of its features, including customizable RGB lighting, IP55 waterproofing, and LabSync multi-speaker connectivity.

Your browser does not support the video tag.

Video: A quick overview of the JLab Pop Party Speaker's features, including sound, strap, waterproofing, and battery life.

WHAT'S IN THE BOX

Upon unboxing your JLab Pop Party Speaker, you should find the following items:

- JLab Pop Party Bluetooth Speaker
- USB-C Charging Cable
- User Guide (this document)



Image: Diagram illustrating the speaker's components: loop handle, 2" full-range driver, USB-C charging port, and 2" passive radiator.

SETUP

Charging the Speaker

Before first use, fully charge your JLab Pop Party Speaker. Connect the provided USB-C charging cable to the speaker's charging port and a compatible USB power source. The LED indicator will show charging status.

Bluetooth Pairing

1. Ensure the speaker is charged and powered off.
2. Press and hold the Power button until the LED indicator flashes, indicating pairing mode.
3. On your device (smartphone, tablet, etc.), enable Bluetooth and search for "JLab Pop Party".
4. Select the speaker from the list to connect. A confirmation tone will sound upon successful pairing.

OPERATING INSTRUCTIONS

Your browser does not support the video tag.

Video: A comprehensive demonstration of the JLab Pop Party Speaker's features and usage.

Basic Controls

- **Power On/Off:** Press and hold the Power button.
- **Volume Up/Down:** Use the volume buttons on the speaker or your connected device.
- **Play/Pause:** Press the Play/Pause button.
- **Skip Track:** Double-press the Play/Pause button for next track, triple-press for previous track.

Immersive Sound Experience

The Pop Party Speaker features a 2-inch full-range driver and a 2-inch passive woofer, delivering clear audio with enhanced bass. Enjoy up to 8 hours of playtime, or 5+ hours with RGB lighting activated.



Image: The JLab Pop Party Speaker providing immersive sound in an outdoor setting.

Your browser does not support the video tag.

Video: Demonstrating the JLab Pop Party Speaker's sound quality and compact design.

Customizable RGB Lighting

Personalize your listening experience with dynamic RGB lighting. The JLab App allows you to adjust colors, patterns, and frequency to match your mood or environment.




Image: The JLab App showing options for customizing the speaker's RGB lighting.

LabSync Multi-Speaker Connectivity

Amplify your audio by connecting up to 100 JLab Party speakers using LabSync. This feature synchronizes sound and lights across multiple speakers, creating a unified audio experience.



Image: Multiple JLab Pop Party Speakers synchronized for an enhanced audio experience.

LabSync Stereo Pairing

For a more immersive soundstage, use the JLab App to designate two JLab Party speakers as left and right channels. This creates a powerful 2-channel stereo system, optimizing audio for a richer listening experience.



Image: JLab Pop Party Speakers set up for stereo pairing.

JLab App Customization

The JLab App provides comprehensive control over your speaker. Customize RGB lighting, manage controls, and fine-tune sound preferences using EQ4 presets (JLab Signature, Balance, Bass Boost) or a custom equalizer. The app also facilitates software updates.

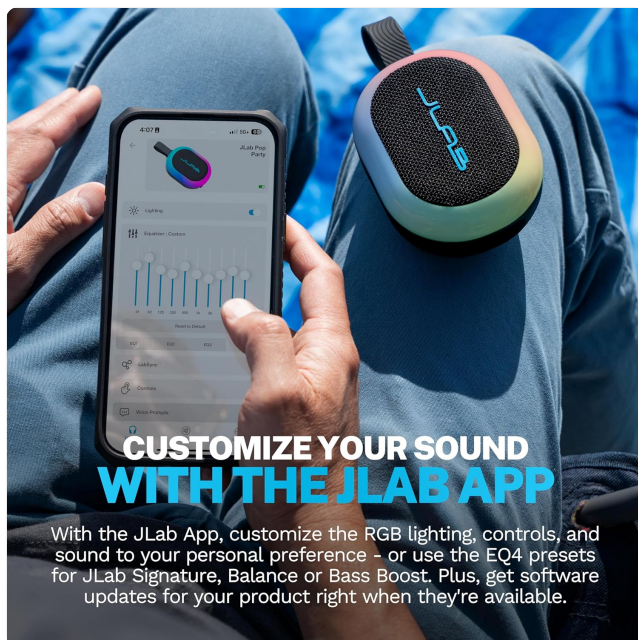


Image: The JLab App interface for sound and lighting customization.

MAINTENANCE

Waterproofing (IP55 Rating)

The JLab Pop Party Speaker features an IP55 waterproof rating, making it resistant to dust and water splashes. It is suitable for use in environments like poolside, beaches, or during light rain. **Do not submerge the speaker in water.**



Image: The JLab Pop Party Speaker's portable design and IP55 waterproof rating for outdoor use.

Your browser does not support the video tag.

Video: Demonstrating the JLab Pop Party Speaker's waterproof capabilities and various features.

General Care

- Clean the speaker with a soft, damp cloth. Avoid harsh chemicals.
- Store in a cool, dry place when not in use.
- Avoid exposing the speaker to extreme temperatures.

TROUBLESHOOTING

- **No Power:** Ensure the speaker is fully charged.
- **Cannot Pair:**
 - Make sure Bluetooth is enabled on your device.
 - Ensure the speaker is in pairing mode (flashing LED).
 - Move the speaker closer to your device.
 - Forget the device from your device's Bluetooth settings and try pairing again.
- **Poor Sound Quality:**
 - Check the volume levels on both the speaker and your device.
 - Ensure there are no obstructions between the speaker and your device.
 - Try adjusting the equalizer settings in the JLab App.
- **LabSync Issues:**
 - Ensure all speakers are JLab Party models and within range.
 - Follow the LabSync instructions within the JLab App carefully.

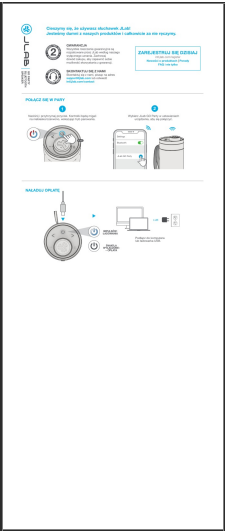
SPECIFICATIONS



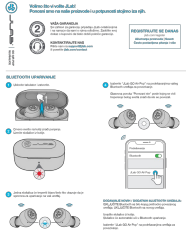


Feature	Detail
Model Name	Pop Party
Model Number	SBPOPBLK50WEB
Speaker Type	Portable Bluetooth Speaker
Connectivity Technology	Bluetooth
Water Resistance Level	IP55 (Water Resistant)
Speaker Size	2 Inches (Full-range driver and passive woofer)
Speaker Maximum Output Power	10 Watts
Frequency Response	100 KHz
Playtime	8+ Hours (5+ Hours with RGB lighting)
Special Features	LED Light, Multi Room Audio (LabSync), Portable, Stereo Pairing, Detachable Loop Handle
Material	Plastic
Product Dimensions	4.2"D x 3.11"W x 1.89"H
Item Weight	10.8 ounces
Batteries	1 Nonstandard Battery (included)

WARRANTY AND SUPPORT

For warranty information and customer support, please visit the official JLab website or contact their customer service directly. Keep your purchase receipt for warranty claims.
JLab Official Website: www.jlab.com

Related Documents - SBPOPBLK50WEB

	<p>JLab GO Party Bluetooth Speaker - Instrukcja Obsługi i Parowania</p> <p>Kompletna instrukcja obsługi głośnika Bluetooth JLab GO Party. Dowiedz się, jak sparować urządzenie, ładować baterię, korzystać z przycisków, aplikacji JLab oraz funkcji LabSync do połączenia wielu głośników.</p>
---	---

	<p>JLab JBuds Party - Instrukcja Obsługi Głośnika Bluetooth</p> <p>Przewodnik użytkownika dla głośnika Bluetooth JLab JBuds Party, zawierający instrukcje parowania, ładowania, obsługi przycisków, funkcji LabSync oraz pobierania aplikacji.</p>
	<p>JLab GO Air Pop True Wireless Earbuds User Manual and Guide</p> <p>Comprehensive guide to the JLab GO Air Pop true wireless earbuds, covering Bluetooth pairing, button functions, EQ modes, charging, fitting, troubleshooting, and care.</p>
	<p>JLab GO Air Pop True Wireless Earbuds - User Manual and Setup Guide</p> <p>Comprehensive guide to setting up, pairing, and using your JLab GO Air Pop true wireless earbuds. Covers button functions, EQ modes, charging, troubleshooting, and care instructions.</p>
	<p>JLab GO Air POP True Wireless Earbuds User Manual & Guide</p> <p>Get the most out of your JLab GO Air POP true wireless earbuds with this comprehensive user manual. Learn about Bluetooth pairing, button controls, EQ modes, charging, fit, troubleshooting, and important precautions.</p>
	<p>JLab GO Air POP True Wireless Earbuds: User Guide and Features</p> <p>Comprehensive guide to JLab GO Air POP true wireless stereo Bluetooth earbuds, covering Bluetooth pairing, button functions, EQ modes, charging, fitting, and troubleshooting.</p>