

## TCL 75T8C

# TCL 75T8C 75-inch 4K Ultra HD Smart QLED Google TV User Manual

## INTRODUCTION

---

This manual provides essential information for setting up, operating, and maintaining your TCL 75T8C 75-inch 4K Ultra HD Smart QLED Google TV. Please read these instructions carefully before using the television and retain them for future reference.

## WHAT'S IN THE BOX

---

Verify that all components are present in the packaging:

- 1N LED TV
- 1N Audio Cable
- 1N Stand
- 1N Power cord
- 1N Remote Control
- 2N AAA Batteries

# What's in the box



**Television**



**Remote with 2 AAA Batteries**

## Wall mount & Stand Options

**Fixed Wall Mount**  
Not Included in the box

**Table Top Stand**  
Included in the box

Note: Fixed or adjustable wall mount is not included in the box. Can be purchased by service provider at market place.

This image displays the items included in the TV package: the television unit, a remote control, and two AAA batteries. It also notes that fixed wall mounts are not included but tabletop stands are.

**Note:** A fixed wall mount is not included and must be purchased separately if wall mounting is desired. The tabletop stand is included.

## SETUP

### Unpacking and Placement

Carefully remove the TV from its packaging. It is recommended that two or more people handle the TV due to its size and weight. Place the TV on a stable, flat surface or mount it securely to a wall.

### Attaching the Stand (if applicable)

If using the included tabletop stand, follow these steps:

1. Place the TV screen-down on a soft, clean surface to prevent scratches.
2. Align the stand components with the designated slots on the bottom of the TV.
3. Secure the stand using the provided screws. Ensure all screws are tightened firmly.

## Connecting Power and Peripherals

Connect the power cord to the TV and then to a power outlet. Connect any external devices such as set-top boxes, gaming consoles, or sound systems to the appropriate ports on the TV.



This image illustrates the available connectivity ports on the side of the TCL 75T8C television, including USB 3.0, LAN, multiple HDMI inputs (with varying refresh rates and eARC/ARC support), antenna/cable input, satellite input, and digital audio output.

## Initial Setup Wizard

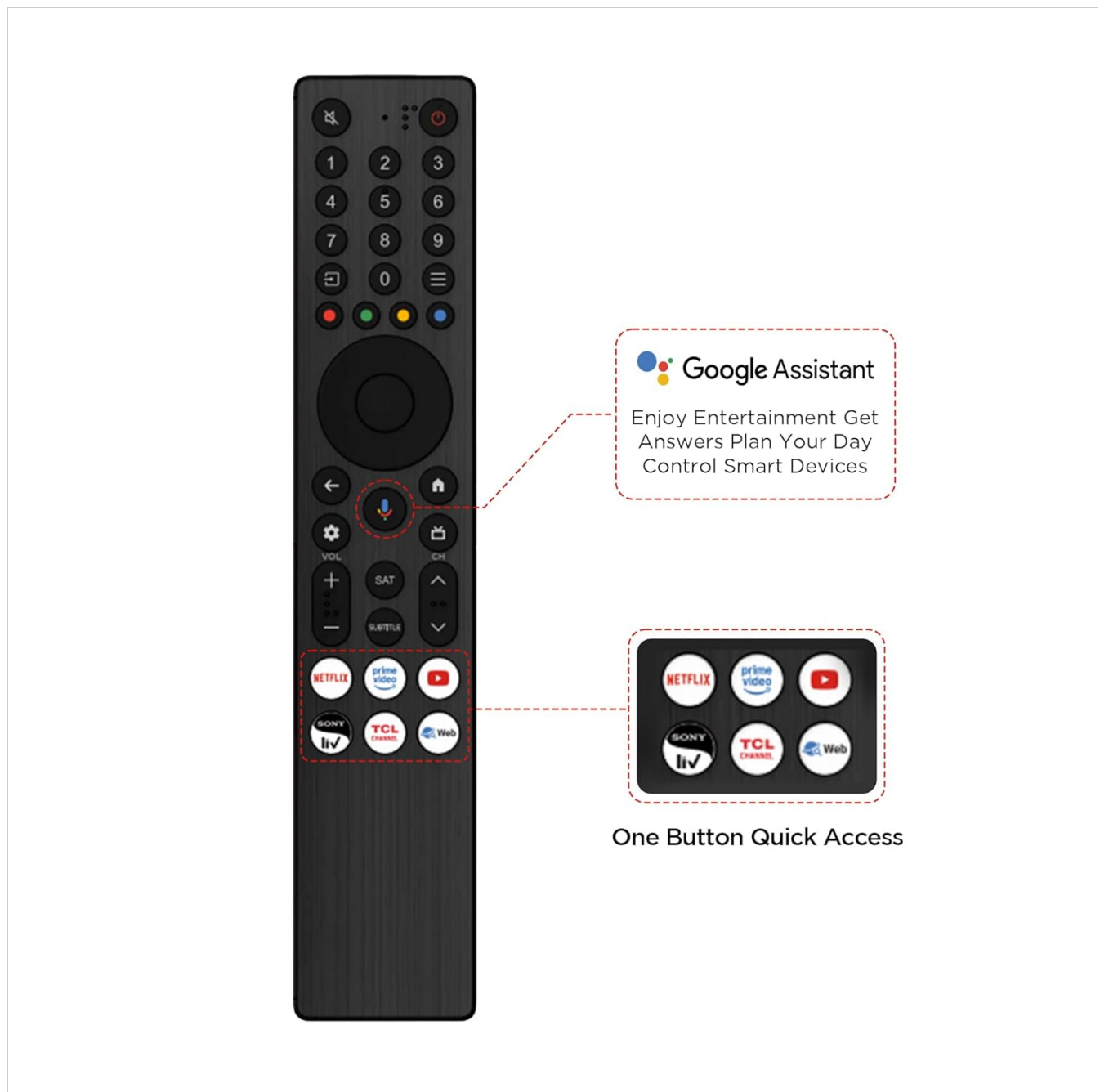
Upon first power-on, the TV will guide you through an initial setup wizard. This includes:

- Language selection.
- Network connection (Wi-Fi or Ethernet).
- Google account sign-in for Google TV features.
- Channel scanning (for antenna/cable connections).

## OPERATING INSTRUCTIONS

## Remote Control Overview

The included remote control provides access to all TV functions. It features dedicated hotkeys for popular streaming services and Google Assistant.



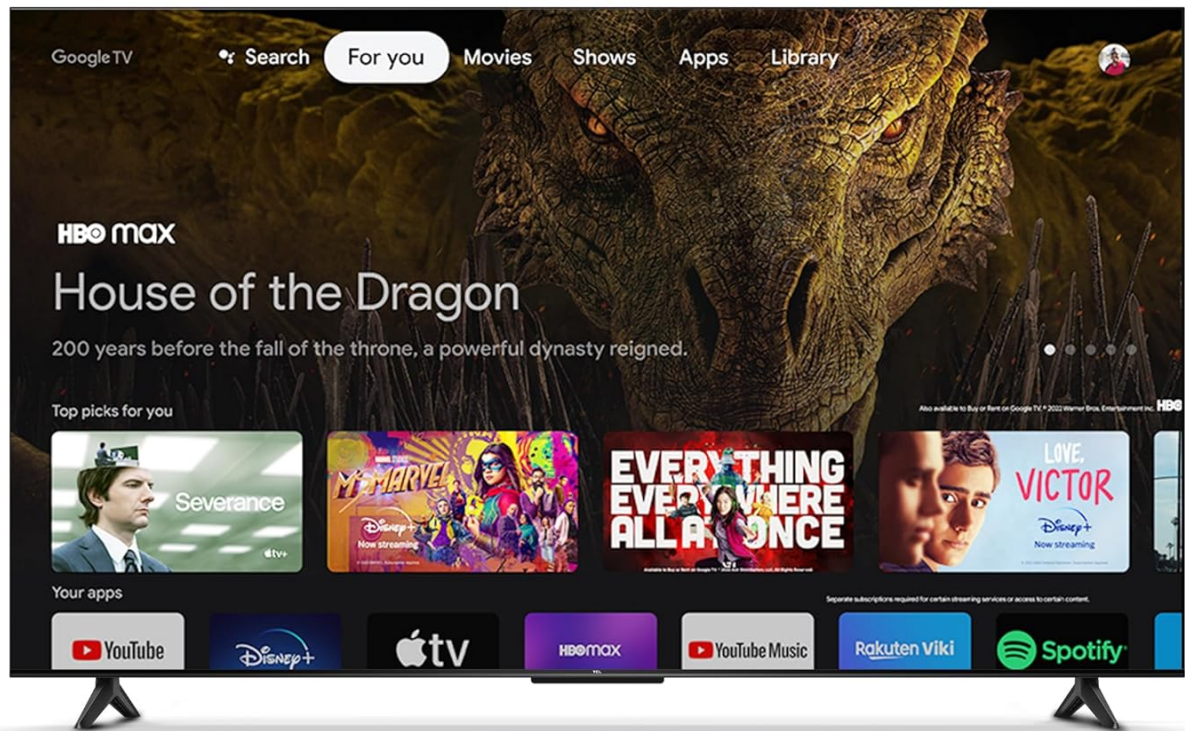
This image shows the smart remote control for the TCL 75T8C TV, highlighting its layout with navigation buttons, volume controls, and quick access buttons for streaming services like Netflix, Prime Video, and YouTube, as well as a Google Assistant button.

## Basic Navigation

Use the directional pad and OK button on the remote to navigate menus and select options. The Back button returns to the previous screen, and the Home button takes you to the Google TV home screen.

## Google TV Interface

The Google TV interface organizes content from your subscriptions and apps. You can browse recommendations, search for titles, and manage your watchlist.



## Google TV



This image illustrates the Google TV interface on the TCL 75T8C, showing a personalized home screen with recommended movies and TV shows from various streaming platforms like HBO Max, Netflix, YouTube, Prime Video, Disney+, and more.


### Voice Control with Google Assistant

Press the Google Assistant button on your remote and speak into the microphone to control your TV, search for content, get information, and manage smart home devices.

### DISPLAY FEATURES

The TCL 75T8C features advanced display technologies for an enhanced viewing experience.


- **4K UHD QLED Panel:** Delivers stunning clarity and vibrant colors with a resolution of 3840 x 2160 pixels.



This image shows the TCL 75T8C QLED TV from the front, highlighting its slim design and the 4-star energy rating. Below the TV, icons represent key features such as QLED, AiPQ Processor, HVA Panel, 144Hz VRR, Game Master, Dolby Vision-Atmos, Google TV, Hey Google, and HDMI 2.1.

- **QLED Colorful Quantum Crystal:** Provides over a billion hues of color for vivid and lifelike images.





This image illustrates the QLED technology, emphasizing its ability to produce over a billion hues of perfect vivid color, depicted by a colorful floral design.

- **AiPQ Processor:** An intelligent processor that optimizes picture quality by perceiving, thinking, and producing vibrant color, excellent contrast, and crystal clarity.

# AiPQ Pro Processor

## It Perceives, It Thinks, It Produces



This image shows a stylized representation of the AiPQ Pro Processor chip, highlighting its role in intelligent picture processing for enhanced visual output.

- **4K HDR Pro & Dolby Vision:** Supports multiple HDR formats including HDR10 and Dolby Vision for superior contrast, brightness, and color detail.



## *120Hz Game Accelerator*

**120Hz Native Refresh Rate**  
**Next generation refresh rate**

**120Hz**

**60Hz**



This image features the Dolby Vision and Dolby Atmos logos, indicating support for advanced visual and audio technologies, with a background image of ocean waves crashing.

- **120 Hz Refresh Rate (VRR 144 Hz/DLG 288 Hz):** Provides smooth motion for fast-paced content and gaming.

# QLED

## More than a billion hues of perfect vivid color



This image visually compares a 120Hz display with a 60Hz display, demonstrating the smoother motion and reduced blur achieved with the higher refresh rate, particularly in a fast-moving car scene.

- **HVA Panel:** Offers higher contrast and more details with a 178-degree viewing angle, anti-glare properties, and no halo effect.



# HVA Panel

## Higher Contrast, More Details

5X Contrast Enhancement | >178° Viewing Angle | No Halo | Anti-Glare



This image highlights the HVA Panel technology, illustrating its capability for higher contrast and more detailed visuals, with a split screen showing enhanced detail on one side.

- **MEMC 120 Hz:** Motion Estimation, Motion Compensation technology reduces motion blur, deducts image tearing, and guarantees a silky smooth scene.
- **Bionic Color Optimization Technology:** Intelligently analyzes and enhances scene colors with remarkable precision.
- **Multiple Eye Care:** Features designed to reduce eye strain during prolonged viewing.
- **Metallic Bezel-Less Design:** Provides an immersive viewing experience with minimal borders.

## AUDIO FEATURES

Experience immersive sound with the TV's integrated audio system.

- **35 Watts Output:** Powerful audio output for clear and dynamic sound.
- **Dolby Atmos:** Delivers multi-dimensional sound that flows around you, providing a theatrical audio experience.

*120Hz Game  
Accelerator*

**120Hz Native Refresh Rate**  
**Next generation refresh rate**

**120Hz**

**60Hz**



This image features the Dolby Vision and Dolby Atmos logos, indicating support for advanced visual and audio technologies, with a background image of ocean waves crashing.

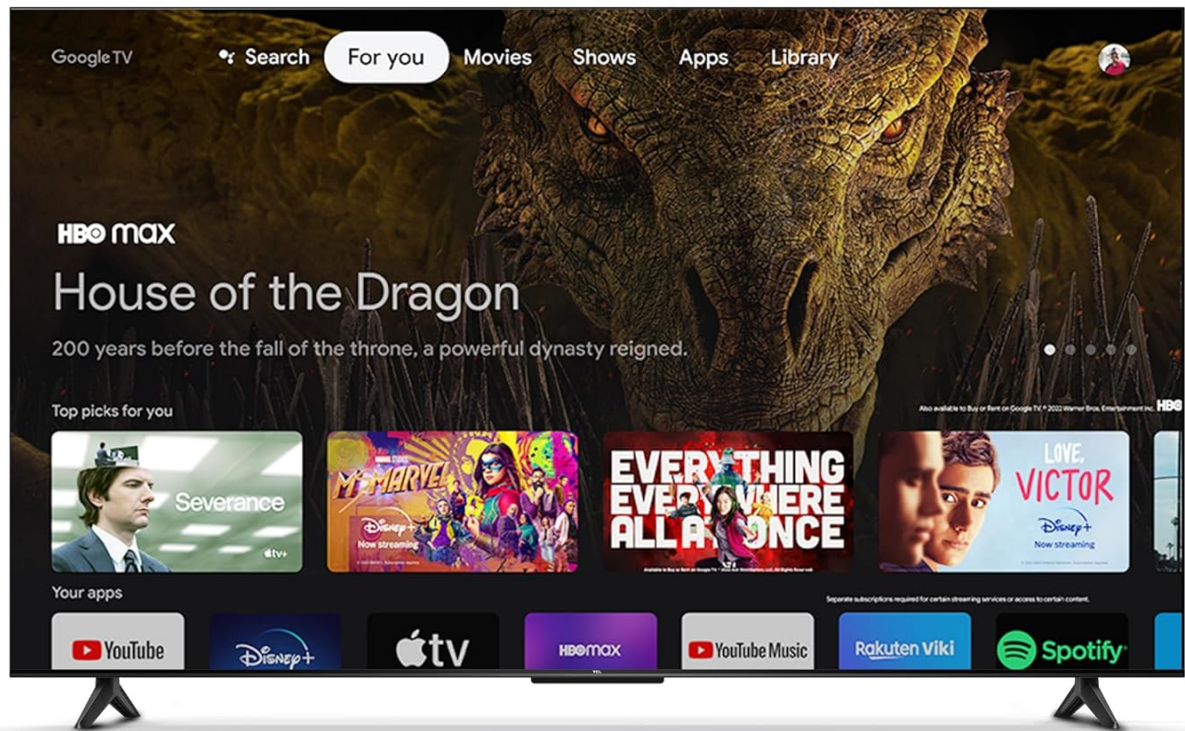
## SMART TV & GAMING FEATURES

---

### Smart TV Functionality

- **Google TV:** Access a vast library of content from various streaming services like Prime Video, Netflix, Hotstar, Zee5, and more.





## Google TV



This image illustrates the Google TV interface on the TCL 75T8C, showing a personalized home screen with recommended movies and TV shows from various streaming platforms like HBO Max, Netflix, YouTube, Prime Video, Disney+, and more.

- **Built-in Google Assistant:** Use voice commands for TV control, content search, and smart home integration.
- **Screen Mirroring:** Cast content from your smartphone or tablet directly to the TV.
- **Web Browser:** Browse the internet directly on your TV.
- **Kids Profile:** Create a safe viewing environment with curated content for children.
- **Watchlist:** Add desired movies and shows to a unified watchlist accessible across devices.
- **Bluetooth Private Listening:** Connect Bluetooth headphones for personal audio without disturbing others.



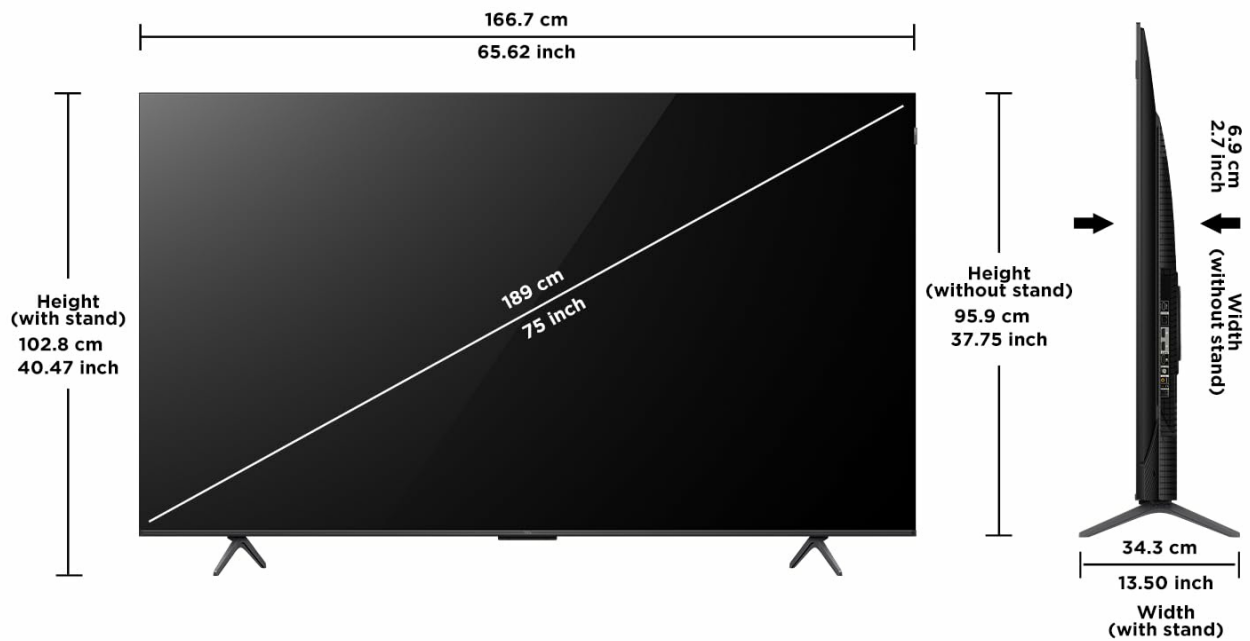
## Game Master



This image depicts a user enjoying private Bluetooth listening with headphones while watching TV, allowing others in the room to rest undisturbed.

### Gaming Features

- **Game Master:** Optimizes settings for an enhanced gaming experience.



Weight including  
base - 24.6 kg

Weight not including  
base - 24 kg


This image showcases the Game Master feature, depicting a high-action futuristic combat scene on the TV screen, indicating optimized performance for gaming.

- **144 Hz VRR (Variable Refresh Rate):** Ensures smooth, tear-free gameplay by synchronizing the TV's refresh rate with the game console's output.
- **DLG 288 Hz Game Accelerator:** Further enhances motion clarity for competitive gaming.
- **HDMI 2.1:** Supports advanced gaming features like ALLM (Auto Low Latency Mode) for reduced input lag.

## CONNECTIVITY

The TCL 75T8C offers a variety of connectivity options:

- **HDMI Ports:** 4 ports total.
  - HDMI 1: 4K@144Hz with eARC/ARC support.
  - HDMI 2: 4K@120Hz.
  - HDMI 3 & 4: 4K@60Hz.
- **USB Port:** 1 USB 3.0 port for media playback and device connection.
- **LAN:** Ethernet port for wired internet connection.
- **Antenna Input:** For connecting a terrestrial antenna.
- **Satellite Input:** For connecting a satellite dish.
- **Digital Audio Out (Optical):** For connecting to external audio systems.
- **Wi-Fi 5:** Built-in wireless connectivity for internet access.
- **Bluetooth:** For connecting wireless headphones, speakers, or other Bluetooth devices.



This image illustrates the available connectivity ports on the side of the TCL 75T8C television, including USB 3.0, LAN, multiple HDMI inputs (with varying refresh rates and eARC/ARC support), antenna/cable input, satellite input, and digital audio output.

## MAINTENANCE

### Cleaning the Screen

To clean the screen, gently wipe it with a soft, lint-free cloth. For stubborn marks, lightly dampen the cloth with water or a specialized screen cleaner. Avoid using harsh chemicals, abrasives, or direct spraying of liquids onto the screen.

### Cleaning the TV Body

Wipe the TV body and stand with a soft, dry cloth. Do not use solvents or abrasive cleaners.

### Power Management

Unplug the TV from the power outlet during lightning storms or when it will be left unattended for long periods.

## TROUBLESHOOTING

If you encounter issues with your TV, refer to the following common solutions:

No Power

- Ensure the power cord is securely plugged into both the TV and a working power outlet.
- Check if the power outlet is functioning by plugging in another device.
- Press the power button on the TV itself, not just the remote, to rule out a remote issue.

No Picture / Distorted Picture

- Verify that the correct input source is selected (e.g., HDMI 1, AV).
- Check all cable connections between the TV and external devices.
- Adjust picture settings (brightness, contrast, color) in the TV menu.
- If using an antenna, check antenna connection and perform a channel scan.

No Sound / Low Sound

- Increase the volume on both the TV and any connected external audio devices.
- Check audio cable connections.
- Ensure the TV is not muted.
- Verify audio output settings in the TV menu (e.g., internal speakers, optical out).

Remote Control Not Working

- Replace the batteries in the remote control (2 AAA batteries).
- Ensure there are no obstructions between the remote and the TV's IR sensor.
- If using a Bluetooth remote, ensure it is paired correctly.

Network Connection Issues

- For Wi-Fi, ensure the router is on and within range. Try restarting the router.
- For Ethernet, ensure the cable is securely connected to both the TV and the router.
- Go to network settings on the TV and try reconnecting or performing a network test.

SPECIFICATIONS

Feature	Detail
Brand	TCL
Model	75T8C
Screen Size	75 Inches (189 cm)
Resolution	4K UHD (3840 x 2160)
Display Technology	QLED
Refresh Rate	120 Hz (VRR 144 Hz / DLG 288 Hz)
Operating System	Google TV
RAM Memory	3 GB
Storage Capacity	32 GB


Feature	Detail
---------	--------

Processor	64-bit Quad Core Processor (AiPQ Processor)
Connectivity	Wi-Fi 5, Bluetooth, Ethernet, 4x HDMI, 1x USB
HDMI Ports	HDMI 1 (4K@144Hz eARC/ARC), HDMI 2 (4K@120Hz), HDMI 3 (4K@60Hz), HDMI 4 (4K@60Hz)
USB Ports	1 (USB 3.0)
Audio Output	35 Watts, Dolby Atmos, Digital Audio Out (Optical)
Viewing Angle	178 Degrees
Product Dimensions (LxWxH)	166.6 x 34.3 x 102.8 cm
Item Weight	24 kg
Power Source	AC (240 Volts, 245 Watts)
Energy Rating	4 Star (Annual Energy Consumption: 270 kWh/Year)
Included Batteries	2 AAA (Alkaline)



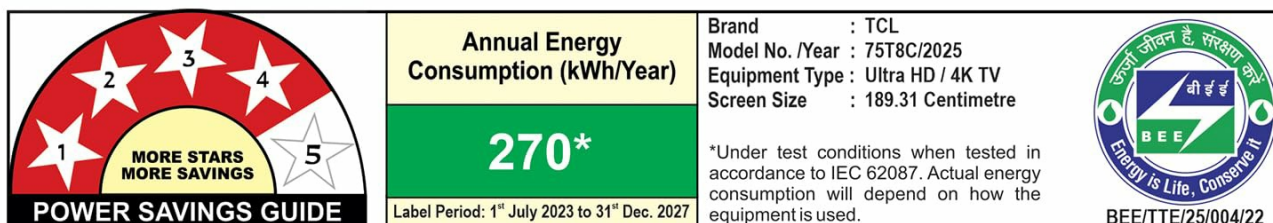
# Your Quiet Escape. Their Peaceful Sleep.

Private Bluetooth listening for you. Keeping their night serene.



**Relax**  
While They **Rest**

This image provides detailed dimensions of the TCL 75T8C television, including height with and without stand, width, and depth, along with its weight both with and without the base.



This image displays the energy rating label for the TCL 75T8C TV, indicating a 4-star rating and an annual energy consumption of 270 kWh/year.

## WARRANTY AND SUPPORT

### Warranty Information

The manufacturer provides a **2-year warranty** for the TV from the date of purchase. The remote control is covered by a **6-month warranty**. Warranty claims can be processed using your Amazon e-invoice.

### Customer Support

For further assistance, technical support, or warranty claims, please refer to the official TCL India website or contact their customer service. The user manual can also be accessed from the brand website under the 'About this item' or 'Product details' section.