

Manuals+

[Q & A](#) | [Deep Search](#) | [Upload](#)

manuals.plus /

- › [Hiseeu](#) /
- › [Hiseeu Dual Lens 6MP PoE PTZ Security Camera User Manual \(Model HS716B-PA\)](#)

Hiseeu HS716B-PA

Hiseeu Dual Lens 6MP PoE PTZ Security Camera User Manual

Model: HS716B-PA | Brand: Hiseeu

1. INTRODUCTION

This manual provides detailed instructions for the installation, operation, and maintenance of your Hiseeu Dual Lens 6MP PoE PTZ Security Camera. Please read this manual thoroughly before using the product to ensure proper functionality and safety.



2. PRODUCT OVERVIEW

2.1 Key Features

- **6MP Dual Lens System:** Combines a 3MP fixed lens and a 3MP PTZ (Pan-Tilt-Zoom) lens for comprehensive surveillance. The fixed lens monitors a specific area, while the PTZ lens tracks movement.
- **IP66 Waterproof Rating:** Designed to withstand various weather conditions, including snowy and rainy days, with a temperature range of -4°F to 122°F.
- **SD Card Storage:** Supports local storage up to 128GB for recording playback videos (SD card not included).
- **Wide Coverage:** Offers 300-degree pan and 90-degree tilt capabilities to capture details without blind zones.
- **AI Auto Tracking:** Automatically tracks suspicious human movement within the surveillance area.
- **Real-Time Two-Way Audio:** Allows users to communicate directly through the phone application and hear audio from the monitored area.
- **Color Night Vision:** Provides clear, full-color images even in low-light conditions.

2.2 Package Contents

Verify that all items are present in the package:

- 1 x Hiseeu 6MP PoE PTZ Security Camera
- 1 x DC12V 1A Power Adapter
- 1 x 3ft Ethernet Cable
- 1 x User Manual
- Installation Screws

Package list



6MP PoE Camera×1



DC12V 1A Power Adapter×1



3ft Ethernet Cable×1



User Manual×1



Screws Bag×1

Figure 2: Included Components

3. SETUP AND INSTALLATION

3.1 Connection Methods

The camera supports multiple connection methods:

1. **Plug & Play with Hiseeu PoE NVR:** Connect the camera directly to a Hiseeu YNVR-P-8, YNVR-P-16, YNVR-32, or other compatible Hiseeu PoE NVR using an Ethernet cable. For third-party NVRs, the camera's IP address may need adjustment during initial setup to match the NVR's IP address range.
2. **Plug & Play with PoE Switch:** Connect the camera to a PoE switch, which then connects to your router.
3. **Powered by Power Adapter:** Use the provided DC12V 1A power adapter to power the camera, and connect it to your network via an Ethernet cable to your router.

Connection Ways

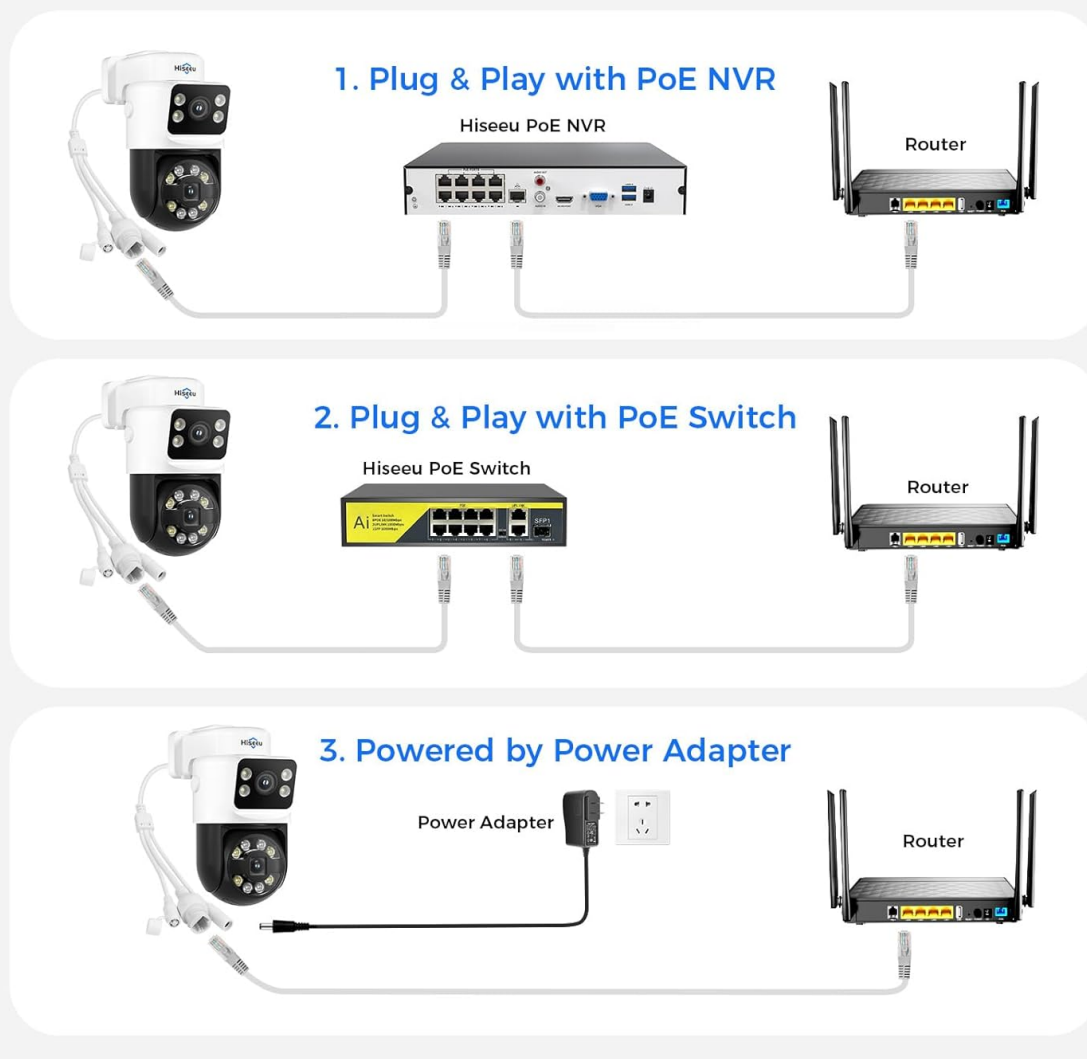


Figure 3: Camera Connection Options

3.2 Physical Installation

The camera is designed for both indoor and outdoor use and can be ceiling-mounted. Use the provided installation screws to securely attach the camera to your desired location. Ensure the mounting surface is stable and can support the camera's weight.

For optimal performance, position the camera to cover the desired surveillance area, considering its 300-degree pan and 90-degree tilt capabilities.

4. OPERATING INSTRUCTIONS

4.1 Dual Lens Functionality

The camera features a unique 2-in-1 dual-lens design: a fixed 3MP lens and a PTZ 3MP lens. The fixed lens provides a constant view of a specific area, while the PTZ lens can be controlled to pan, tilt, and zoom, or automatically track detected subjects, offering comprehensive coverage.

6MP Dual Lens & Two Cams (3MP+3MP)



Figure 4: Dual Lens Operation

4.2 Pan, Tilt, and Zoom (PTZ) Control

Control the PTZ lens remotely via the mobile application or through the NVR interface. The camera can pan 300 degrees horizontally and tilt 90 degrees vertically, allowing you to adjust the viewing angle as needed.

330° View & Auto Human Tracking

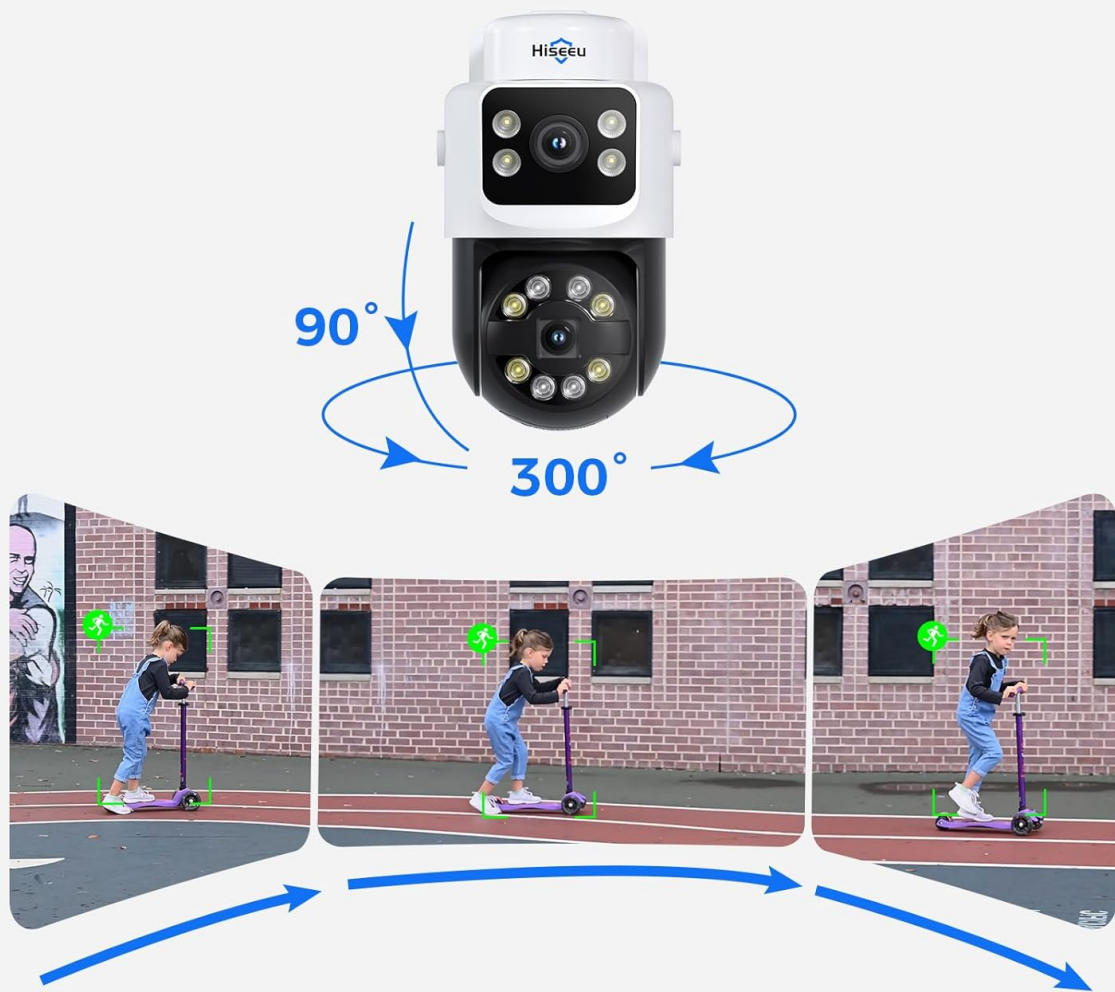


Figure 5: Pan and Tilt Capabilities

4.3 Human and Vehicle Detection with Auto Tracking

The camera features AI-powered human and vehicle detection. When a suspicious person or vehicle enters the surveillance area, the camera can automatically track their movement. This function helps to focus on relevant events and reduce false alarms.

Human Vehicle Detection



Intrusion Detection



Crossing Line Detection




Figure 6: AI Human and Vehicle Detection

4.4 Two-Way Audio

Engage in real-time two-way communication using the integrated microphone and speaker. Speak through the phone app to individuals near the camera and hear their responses, useful for interacting with visitors or deterring intruders.

Real Time 2-Way Audio




Figure 7: Two-Way Audio Communication

4.5 Color Night Vision

The camera provides color night vision, ensuring clear and detailed images even in complete darkness. This enhances identification and monitoring capabilities during nighttime hours compared to traditional black and white infrared night vision.

Color Night Vision




Figure 8: Color Night Vision in Action

4.6 Recording Modes

The camera supports flexible recording options:

- **SD Card Storage:** Insert a microSD card (up to 128GB, not included) for local recording. This allows for standalone operation without an NVR.
- **NVR Recording:** When connected to a compatible Hiseeu NVR, the camera can record 24/7 video surveillance.

Flexible Recording Modes



Figure 9: SD Card and NVR Recording

4.7 Remote Access and Sharing

Access live and recorded footage from your camera remotely using the dedicated mobile application (available for Android and iOS). The system allows for device sharing with up to 128 users for live viewing.

5. MAINTENANCE

- **Regular Cleaning:** Periodically clean the camera lenses with a soft, dry cloth to ensure clear image quality. Avoid abrasive cleaners.
- **Firmware Updates:** Check the manufacturer's website or the mobile application for available firmware updates to ensure optimal performance and security.
- **Cable Inspection:** Regularly inspect all cables for any signs of wear or damage, especially for outdoor installations.
- **Power Supply:** Ensure a stable power supply to the camera. For PoE connections, verify the NVR or switch is functioning correctly.

6. TROUBLESHOOTING

- **No Image/Video:** Check power connection, network cable, and ensure the camera is properly paired

with the NVR or app. Verify monitor connection if using an NVR.

- **Poor Image Quality:** Clean the camera lens. Check for obstructions in the field of view. Ensure sufficient lighting for optimal night vision.
- **Network Connection Issues:** Verify router and NVR/PoE switch connections. Ensure correct IP address settings for third-party NVRs. Restart network devices if necessary.
- **Motion Detection Not Working:** Check motion detection settings in the app or NVR. Ensure the detection zone is correctly configured.
- **Two-Way Audio Issues:** Check microphone and speaker settings in the app. Ensure volume levels are adequate.

7. SPECIFICATIONS

| Specification | Detail |
|-------------------------------------|---------------------------|
| Indoor/Outdoor Usage | Indoor, Outdoor |
| Compatible Devices | Network Video Recorder |
| Power Source | Corded Electric |
| Connectivity Protocol | Ethernet |
| Controller Type | Android (and iOS via app) |
| Mounting Type | Ceiling Mount |
| Video Capture Resolution | 6MP (3MP Fixed + 3MP PTZ) |
| Number of Items | 1 |
| Wireless Communication Technology | Wi-Fi (if not using PoE) |
| Form Factor | Dome |
| Night Vision Range | 60 Feet |
| Frame Rate | 15 frames per second |
| Item dimensions L x W x H | 6 x 5 x 7 inches |
| Water Resistance Level | Waterproof (IP66) |
| Batteries Required? | No |
| Zoom Type | Digital Zoom |
| Video Capture Format | MP4 |
| Maximum Webcam Image Resolution | 6 MP |
| Control Method | App |
| Audio Visual Recording Capabilities | Audio |
| Item Weight | 2 pounds |
| Item model number | HS716B-PA |



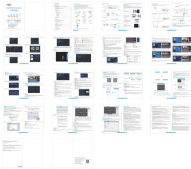
| | |
|------------------------------|-----------------------------------|
| Manufacturer | Hiseeu |
| Recommended Uses For Product | Indoor Security, Outdoor Security |
| Special Feature | 2-Way Audio |

8. WARRANTY AND SUPPORT

Hiseeu products typically come with a manufacturer's warranty. Please refer to the warranty card included in your package or contact Hiseeu customer support for specific warranty details.

For technical assistance, troubleshooting, or any product-related inquiries, please contact Hiseeu customer support. Contact information can usually be found in the quick guide or on the official Hiseeu website.

Related Documents - HS716B-PA

| | |
|--|---|
|  <p>Hiseeu Wireless Base Station Kit Quick Guide</p> <p><small>For more details, please visit: www.hiseeu.com Email: sales@hiseeu.com WhatsApp: +86 15820202086 Instagram: +86 15820202086 Tel: +86 158 2020 2086 © Hiseeu Technology Co., Ltd. All rights reserved.</small></p> <p><small>*Please read the quick guide carefully before using the products and keep it properly.</small></p> | <p>Hiseeu Wireless Base Station Kit Quick Guide</p> <p>A comprehensive quick guide for the Hiseeu Wireless Base Station Kit, detailing setup, operation, safety precautions, and troubleshooting for the NVR, battery cameras, and solar panels.</p> |
|  <p>Hiseeu B007-V2.0 PoE Security Camera System Quick Guide</p> <p><small>Hiseeu Customer & Technical Support Team Email: sales@hiseeu.com Phone: +86 15820202086 WhatsApp: +86 15820202086</small></p> <p><small>*Please read this manual book thoroughly before using.* **If there is any question when using, please feel free to contact with us!</small></p> | <p>Hiseeu 10 -POE-1 B007-V2.0 5MP PoE PTZ Security Camera System User Manual</p> <p>Comprehensive user manual for the Hiseeu 10 -POE-1 B007-V2.0 outdoor video surveillance kit. Features 5MP PoE PTZ cameras with auto-tracking, human detection, 8CH NVR, 3TB HDD, 10-inch monitor, and 30m color night vision. Includes safety certifications.</p> |
|  | <p>Hiseeu Security Camera System User Manual and Guide</p> <p>Comprehensive user manual for Hiseeu Security Camera Systems, detailing features like 5MP/1080p resolution, PoE, 2-way audio, face/human detection, night vision, motion alerts, remote access, and H.265+ recording. Includes setup and connectivity information.</p> |

| | |
|---|--|
| <div data-bbox="167 152 255 163" data-label="Text"><p>HD-NVR user manual</p></div> | <div data-bbox="341 253 1153 280" data-label="Section-Header"><p>Hiseeu HD-NVR User Manual: Installation, Setup, and Operation Guide</p></div> <div data-bbox="341 293 1415 398" data-label="Text"><p>A comprehensive user manual for the Hiseeu HD-NVR, covering installation, basic operations, recording settings, playback, network configuration, motion detection, PTZ control, and remote access via web, VMS, and mobile.</p></div> |
| <div data-bbox="129 607 300 875" data-label="Complex-Block"><div data-bbox="129 607 300 627"><div data-bbox="129 607 172 627">Hiseeu</div><div data-bbox="260 611 300 624">C010-V1.0</div></div><div data-bbox="129 669 300 723"><div data-bbox="129 669 300 694">4G Security Camera</div><div data-bbox="167 703 260 723">User Manual</div></div><div data-bbox="148 757 272 810"><p>Email: johnny@hiseeu.com (For US) jason@hiseeu.com (For UK&EU) WhatsApp: +8613303030296 Web: www.hiseeu.com Tel: +8620-3388-5984 (Available Pacific Time: 5:00pm~12:00pm)</p></div><div data-bbox="148 855 284 875"><p>❗ Please read the Quick Guide carefully before using the product and keep it properly.</p></div></div> | <div data-bbox="341 611 1374 638" data-label="Section-Header"><p>Hiseeu 4G Wireless Security Camera User Manual - Setup, Features, and Troubleshooting</p></div> <div data-bbox="341 651 1477 880" data-label="Text"><p>This user manual provides comprehensive instructions for the Hiseeu 4G Wireless Security Camera (Model C010-V1.0). It covers initial setup, including SIM card requirements and app installation using the Ubox app. Learn about various camera models, packing lists, interface descriptions, indicator lights, app registration, camera connection, app functions, detailed camera settings, alarm configurations, storage options, and frequently asked questions. Designed for outdoor use, this solar-powered camera offers features like PTZ control, night vision, and two-way audio.</p></div> |
| <div data-bbox="124 958 304 1012" data-label="Image"></div> | <div data-bbox="341 934 917 960" data-label="Section-Header"><p>Hiseeu PoE Security Camera System Quick Guide</p></div> <div data-bbox="341 974 1437 1041" data-label="Text"><p>A comprehensive quick guide for setting up and using the Hiseeu PoE Security Camera System, covering installation, configuration, recording, playback, remote access, and troubleshooting.</p></div> |