



Manuals.plus /

› Yoever /

› Yoever Smart Watch User Manual (Model 961683ff-dc7d-41b6-a3e6-ed8f5e4dee21)

Yoever 961683ff-dc7d-41b6-a3e6-ed8f5e4dee21

Yoever Smart Watch User Manual

Model: 961683ff-dc7d-41b6-a3e6-ed8f5e4dee21



Image: The Yoever Smart Watch, featuring a rose gold casing and a vibrant display, shown with both a silicone band and a woven band. A smaller inset image shows an incoming call notification on the watch face.

1. SETUP

1.1 Unboxing

The Yoever Smart Watch package includes the following items:

- Smart Watch (x1)
- Watch Band (x2)
- Charging Cable (x1)
- User Manual (x1)

1.2 Charging the Device

Before initial use, fully charge your Yoever Smart Watch. Connect the provided charging cable to the watch's charging port and a standard USB power adapter (not included). A full charge typically takes approximately 2.5 hours.

IP68 Waterproof

Features an IP68 waterproof and dustproof rating, making it suitable for use in swimming, showering, sweating, and other activities.

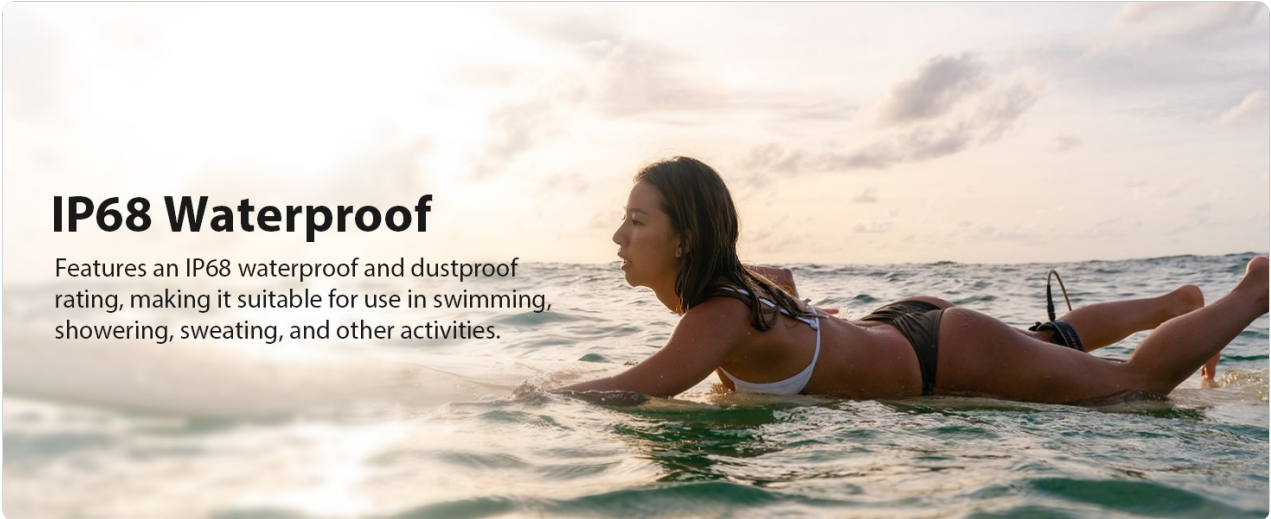


Image: An illustration showing the smartwatch connected to a charging cable, displaying a battery icon with 56% charge and a charging time of 2.5 hours. Information on working time (5-8 days) and standby time (40 days) is also presented.

1.3 App Installation and Bluetooth Connection

To utilize all features of your smartwatch, install the companion application and pair it with your smartphone.

1. Download the "Veryfit" app from your smartphone's app store.
2. Enable Bluetooth on your smartphone.
3. Open the "Veryfit" app and search for the device named "IDW28".
4. Click to bind the device. A successful binding will be indicated in the app.
5. Ensure the "Veryfit" binding is successful.
6. Open your phone's Bluetooth settings.
7. Find "IDW28" in the list of available devices and click to connect.
8. Once connected, you can use the Bluetooth call function normally.

Multi-Function to Explored

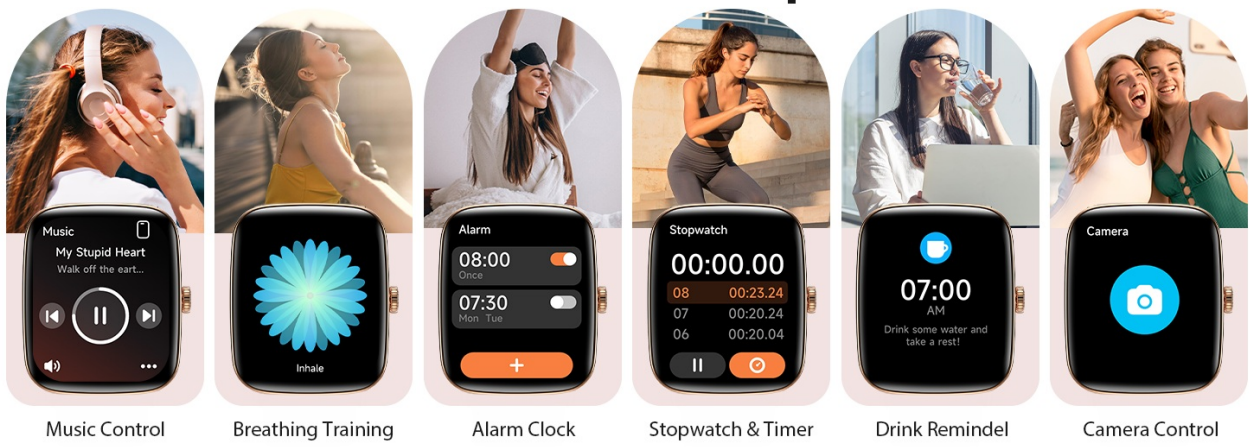


Image: A visual guide illustrating the step-by-step process of connecting the smartwatch to a smartphone via the "Veryfit" application and Bluetooth settings, including screenshots of the app interface and phone settings.

2. OPERATING INSTRUCTIONS

2.1 Basic Navigation

The smartwatch features a 1.85-inch dynamic touchscreen display with a 60+ FPS refresh rate for smooth interaction. Navigate through menus and functions by swiping across the screen. The rotatable crown on the side provides an alternative method for scrolling and selection.

Excellent Quality & Stylish Appearance

The quality of the body is dramatically improved by the use of a metal frame.



Rotatable crown for easy operation




Image: Close-up views of the smartwatch highlighting its metal frame and the rotatable crown, emphasizing its design and operational features.

2.2 Communication Features

Once paired with your smartphone, the smartwatch allows you to manage calls and notifications directly from your wrist.

- **Answer/Make Calls:** Use the integrated microphone and speaker to answer incoming calls or dial contacts directly from the watch.
- **Message Notifications:** Receive alerts for text messages and notifications from various applications (e.g., Facebook, WhatsApp, Instagram, TikTok). Note: Message sending/reply functions are not supported.

Bluetooth Calls & Message Notifications



Get Notifications from 30+ APPS



Image: A user interacting with the smartwatch, which displays icons for Bluetooth calls and message notifications. An inset shows a phone receiving app notifications, mirrored on the watch.

Bluetooth Call and Dial

The smart watch supports answering calls, which means you can answer calls at any time while driving, exercising, or working. Greatly improve your work efficiency and convenience, and avoid missing important calls!

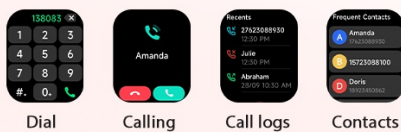
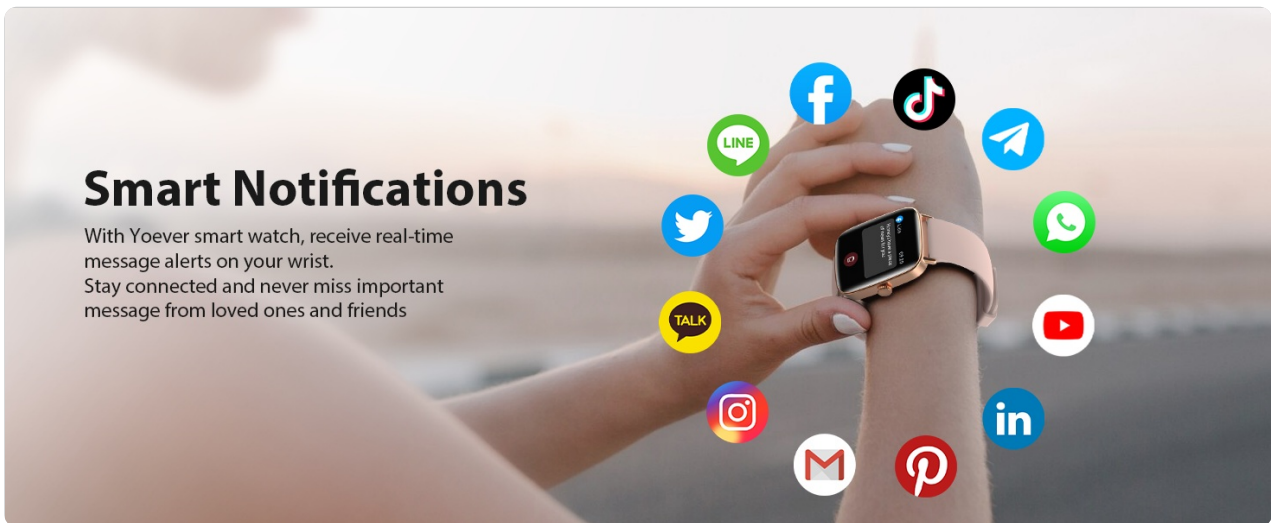


Image: A visual representation of the smartwatch's interface for making and receiving calls, including a dial pad, an incoming call screen, call logs, and a contacts list.

2.3 AI Voice Assistant

The smartwatch integrates with your phone's AI voice assistant (e.g., Siri, Google Assistant) to perform various tasks, such as checking the weather, setting timers, opening apps, or searching for information.



Smart Notifications

With Yoever smart watch, receive real-time message alerts on your wrist. Stay connected and never miss important message from loved ones and friends

Image: A smartwatch displaying an AI voice assistant interface, with speech bubbles indicating commands like "How will the weather be tomorrow?" and "Open the music app." Icons for Siri and Google Assistant are also shown.

2.4 Health Monitoring

The smartwatch is equipped with high-precision sensors for 24/7 health monitoring.

- **Heart Rate:** Continuous monitoring of your heart rate.
- **Blood Oxygen (SpO2):** Measures blood oxygen levels.
- **Stress Levels:** Tracks and analyzes stress data.
- **Sleep Quality:** Monitors deep sleep, light sleep, and wake times to provide insights into your sleep patterns.
- **Women's Health Tracker:** Provides continuous monitoring and timely reminders for menstrual cycles.

1.85" Dynamic Display & Customized Watch Dial

60+FPS screen supports dynamic dials and enjoys a smooth touch screen effect.



Image: A collage demonstrating the smartwatch's 24/7 health management capabilities, including heart rate, blood oxygen, stress, and sleep monitoring, with corresponding data displays on the watch face.

2.5 Fitness Tracking

The smartwatch serves as a fitness partner, supporting various exercise modes and activity tracking.

- **110+ Sport Modes:** Tracks data for over 110 mainstream exercise modes, providing advanced metrics for workouts.
- **All-day Activity Recording:** Records daily steps, calories burned, and distance covered.
- **IP68 Waterproof:** The device has an IP68 waterproof rating, making it suitable for swimming and daily use, including showering and sweating.

24/7 All-Round Health Management

High-precision sensors protect your health in real time



Image: A display of various sports icons representing over 110 sports modes, alongside images of individuals engaging in activities like yoga, tennis, and surfing, highlighting the IP68 waterproof feature.

2.6 Customization

Personalize your smartwatch experience with various watch dials.

- **Customized Watch Dials:** Choose from over 200 available dials or create personalized custom dials through the app to reflect your style.

Multi-Function to Explored




Image: A collection of diverse watch face designs, demonstrating the customization options available for the smartwatch, ranging from digital to analog styles and various visual themes.

2.7 Additional Functions

The smartwatch includes a range of daily utilities:

- Alarm Clock
- Weather Forecast
- Camera Control
- Music Control
- Stopwatch & Timer
- Calculator
- Calendar
- Flashlight
- Find Phone
- Breathing Training
- Games
- Drink Reminder

110+ Sports Modes

Real-time data monitoring to help you exercise better



Image: The smartwatch screen showing icons for various functions such as alarm, weather, camera, music, stopwatch, find phone, chronograph, calculator, calendar, and flashlight.

3. MAINTENANCE

3.1 Cleaning

Regularly clean your smartwatch to maintain its appearance and functionality. Use a soft, lint-free cloth to wipe the screen and casing. For stubborn dirt, slightly dampen the cloth with water. Avoid using harsh chemicals or abrasive materials, as these can damage the device.

3.2 Water Resistance

The Yoever Smart Watch has an IP68 waterproof rating. This means it is resistant to dust and can withstand immersion in water up to 1.5 meters for 30 minutes. It is suitable for swimming, showering, and use during exercise where sweating occurs. However, it is not recommended for diving or high-pressure water activities.

3.3 Battery Care

To maximize battery life and ensure optimal performance:

- Avoid fully discharging the battery frequently.
- Charge the watch using the provided cable and a compatible USB power adapter.
- Store the watch in a cool, dry place when not in use for extended periods.

4. TROUBLESHOOTING

If you encounter issues with your Yoever Smart Watch, refer to the following common troubleshooting steps:

4.1 Connectivity Issues

- **Watch not pairing with phone:** Ensure Bluetooth is enabled on your phone and the watch is within range. Restart both the watch and your phone, then try pairing again through the "Veryfit" app.
- **Notifications not appearing:** Check app permissions on your phone to ensure the "Veryfit" app has access to notifications. Verify that notifications are enabled within the "Veryfit" app settings for specific applications.

4.2 Display Issues

- **Screen unresponsive:** Restart the watch. If the issue persists, ensure the screen is clean and dry.
- **Screen dim or not lighting up:** Adjust screen brightness in the watch settings. Ensure the 'Raise to Wake' feature is enabled if you expect the screen to light up with wrist movement.

4.3 Health and Fitness Tracking Inaccuracies

- **Inaccurate heart rate/SpO2:** Ensure the watch is worn snugly on your wrist, not too tight or too loose. Clean the sensor on the back of the watch.
- **Sleep tracking issues:** Ensure the watch is worn during sleep. Verify that sleep tracking is enabled in the app. Note that external factors can sometimes affect sleep data accuracy.

4.4 Battery Issues

- **Watch not charging:** Ensure the charging cable is securely connected to both the watch and the power source. Try a different USB port or power adapter.
- **Short battery life:** Reduce screen brightness, disable unnecessary notifications, or limit continuous health monitoring features to extend battery duration.

5. SPECIFICATIONS

Feature	Detail
Model Number	961683ff-dc7d-41b6-a3e6-ed8f5e4dee21
Screen Size	1.85 Inches
Operating System	Android 6.0+ / iOS 12.0+
Connectivity Technology	Bluetooth 5.3
Battery Capacity	350 Milliamp Hours
Battery Type	Lithium Polymer (1 CR5 battery included)
Charging Time	Approx. 2.5 hours
Typical Usage Time	7-10 days
Standby Time	Up to 40 days
Water Resistance	IP68
Memory Storage Capacity	512 MB
Item Weight	3.84 ounces
GPS	Via Smartphone

5.1 Dimensions

Dimension



Suitable for IOS 12.0+/Android 6.0+



Image: A diagram illustrating the physical dimensions of the smartwatch, including a screen size of 1.85 inches, case dimensions (59mm height, 37mm width, 12mm thickness), and band length (160mm to 240mm adjustable).

6. WARRANTY AND SUPPORT

Yoever is committed to customer satisfaction. Every Yoever smartwatch includes a 10-year warranty and lifetime technical support.

- **180 Days Replacement:** For any manufacturing defects or issues within 180 days of purchase.
- **Lifetime Service:** Ongoing support for the lifespan of your product.
- **12-Hour Customer Support:** Dedicated support team available to assist with inquiries.

For assistance, please contact Yoever customer support through the official channels provided with your product or on the Yoever website.

Yoever Care



180 Days Replacement
& Lifetime Service



12-Hour
Customer Support



Faster
Shipping by Amazon

Image: A graphic detailing Yoever's customer care commitments, including 180 days replacement & lifetime service, 12-hour customer support, and faster shipping by Amazon.