



[Manuals.plus](#) /

> [PRITECH](#) /

> PRITECH PR-2888 Rechargeable Bikini Trimmer for Women - Instruction Manual

PRITECH PR-2888

PRITECH PR-2888 Rechargeable Bikini Trimmer for Women

Instruction Manual

1. INTRODUCTION

Thank you for choosing the PRITECH PR-2888 Rechargeable Bikini Trimmer. This device is designed for safe and effective hair removal on various body areas, including the bikini line, underarms, legs, and head. Its features include precise stainless steel blades with rounded corners and chamfered edges to minimize nicks and irritation, IPX7 waterproofing for wet and dry use, and a convenient standing charging base. Please read this manual thoroughly before first use to ensure proper operation and maintenance.

2. SAFETY INFORMATION

Important Safety Warnings:

- For external use only.
- Do not use on broken or irritated skin.
- Avoid using near water sources unless specifically designed for wet use (this model is IPX7 waterproof, but ensure charging port is dry before charging).
- Keep out of reach of children.
- Clean blades regularly to prevent skin irritation.
- Do not look directly at cutting blades during operation.
- Discontinue use if any discomfort or irritation occurs.
- Statements regarding dietary supplements have not been evaluated by the FDA and are not intended to diagnose, treat, cure, or prevent any disease or health condition.

3. PACKAGE CONTENTS

Verify that all items are present in the package:

- 1 x Electric Body Hair Trimmer

- 1 x Styling Comb (Adjustable attachment comb: 2/4/6/8mm)
- 1 x Cleaning Brush
- 1 x Instruction Manual
- 1 x USB-connected Charger (USB Cable)
- 1 x Standing Charge Base

PRITECH

Hair Trimmer



Image: The PRITECH PR-2888 rechargeable bikini trimmer, its charging base, an adjustable guide comb, a cleaning brush, and a USB charging cable are shown laid out next to the product packaging.

4. PRODUCT OVERVIEW

The PRITECH PR-2888 features a sleek design with a power button and indicator light. The stainless steel blades are designed for precision and gentleness, featuring rounded corners and chamfered edges to prevent skin irritation. The device is IPX7 waterproof, allowing for versatile wet or dry use.



Image: The PRITECH PR-2888 rechargeable bikini trimmer in Slate Grey, standing upright in its charging dock.

Gentle on Skin

Designed to minimize nicks, irritation and ingrown hairs



Rounded
Corner Design



Chamfer
Design



Image: A close-up view of the trimmer's stainless steel blades, highlighting the rounded corner and chamfer design for gentle skin contact.

5. SETUP

5.1 Charging the Trimmer

Before first use, fully charge the trimmer. A full charge takes approximately 2 hours and provides up to 90 minutes of operation time, which translates to about 30 days of typical use.

1. Place the trimmer onto the standing charging base.
2. Connect the USB charging cable to the charging base and a suitable USB power adapter (not included).
3. Alternatively, you can connect the USB charging cable directly to the trimmer's charging port.
4. The indicator light on the trimmer will show charging status.
5. Ensure the trimmer and charging port are dry before charging.

Standing Charging Base

stand charging keeps your trimmer ready to use

2 hours = **150** min
charging time use time



Image: The trimmer is shown charging on its standing base and also via direct USB cable connection, illustrating the two charging methods.

5.2 Attaching the Guide Comb

The adjustable guide comb allows for trimming at different lengths (2/4/6/8mm). To attach, align the comb with the trimmer head and gently push until it clicks into place. Adjust the desired length by sliding the comb selector.




Image: A close-up of the trimmer head with the adjustable guide comb attached, showing the 2mm, 4mm, 6mm, and 8mm length settings.

6. OPERATING INSTRUCTIONS

6.1 Powering On/Off

Press the power button located on the front of the trimmer to turn it on or off.

Your browser does not support the video tag.

Video: A demonstration of turning the PRITECH bikini trimmer on and off, highlighting its quiet operation and ease of use.

6.2 Wet & Dry Use

The PR-2888 trimmer is IPX7 waterproof, making it suitable for both dry and wet trimming. You can use it comfortably in or out of the shower.



Wet & Dry Use

Use comfortably in or out of the shower



Image: The trimmer is shown being used on legs, both outside a bathtub and inside a bathtub with water, demonstrating its wet and dry capabilities.

6.3 Trimming Techniques

For optimal results, hold the trimmer against the skin and move it slowly against the direction of hair growth. The precise stainless steel blades are designed to prevent fraying and minimize skin scratches.

- **For shorter hair:** Use the trimmer without the guide comb for a close trim.
- **For longer hair or sensitive areas:** Attach the adjustable guide comb and select the desired length (2/4/6/8mm) to avoid over-trimming.

Full-Body Trimming





Image: A collage showing the trimmer being used on different body parts: head, legs, underarms, and bikini line, illustrating its versatility for full-body trimming.

Your browser does not support the video tag.

Video: A demonstration of the PRITECH trimmer being used on various body areas, showcasing its gentle and effective hair removal capabilities.

7. MAINTENANCE

7.1 Cleaning the Trimmer

Regular cleaning ensures optimal performance and hygiene.

1. Turn off the trimmer before cleaning.
2. Remove the guide comb (if attached).
3. Rinse the blades under running water. The IPX7 waterproof rating allows for easy cleaning.
4. Use the included cleaning brush to remove any trapped hairs from the blades.

5. Allow the trimmer head to air dry completely before reattaching the comb or storing.



Image: A hand holding the trimmer under running water, demonstrating the ease of cleaning due to its IPX7 waterproof design.

7.2 Storage

Store the trimmer in a dry place. The standing charging base helps keep the blades facing upwards, ensuring they stay dry and clean, preventing odors.

8. TROUBLESHOOTING

Problem	Possible Cause	Solution
Trimmer does not turn on.	Battery is depleted.	Charge the trimmer for at least 2 hours.
Trimmer pulls hair or cuts poorly.	Blades are clogged with hair or dull.	Clean the blades thoroughly. If performance does not improve, consider replacing the blade head (if available).
Skin irritation after use.	Improper technique or sensitive skin.	Ensure blades are clean. Use the guide comb for sensitive areas. Trim against hair growth. If irritation persists, discontinue use.
Trimmer not charging.	Charging cable or base not properly connected; charging port is wet.	Ensure all connections are secure. Verify the charging port is dry. Try a different USB power source.

9. SPECIFICATIONS

Feature	Detail
Model Name	PR-2888
Product Dimensions	1.38 x 1.38 x 5.91 inches
Item Weight	8.01 ounces (227 Grams)

Feature	Detail
Blade Material	Stainless Steel
Power Source	Battery Powered, Corded Electric (for charging)
Battery Type	1 Lithium Ion battery (included)
Battery Capacity	1200mAh
Charging Time	2 hours
Operation Time	Up to 90 minutes (approx. 30 days use)
Waterproof Rating	IPX7
Special Features	Detachable Head, Low Noise, Multigroomer, Rechargeable, Stand upright with charging dock, Travel Size, Lightweight, Portable, Waterproof

10. WARRANTY AND SUPPORT

For warranty information or product support, please contact PRITECH customer service. Refer to the contact details provided with your purchase or visit the official PRITECH website.

Manufacturer: WENZHOU PRITECH INDUSTRIAL CO.,LTD.

For additional information, you may visit the [PRITECH Store on Amazon](#).