

EDJO MK258

EDJO MK258 Wireless Keyboard and Mouse Combo

INSTRUCTION MANUAL

Introduction

Thank you for choosing the EDJO MK258 Wireless Keyboard and Mouse Combo. This manual provides essential information for setting up, operating, and maintaining your new wireless peripherals. Please read it thoroughly to ensure optimal performance and longevity of your product.

Package Contents

- 1 x EDJO Wireless Keyboard
- 1 x EDJO Wireless Mouse
- 1 x USB Receiver (stored inside the mouse)
- 1 x User Manual

Setup Guide

- 1. Install Batteries:**
 - For the keyboard: Open the battery compartment on the underside of the keyboard and insert one AAA battery (not included), ensuring correct polarity.
 - For the mouse: Open the battery compartment on the underside of the mouse and insert one AA battery (not included), ensuring correct polarity.
- 2. Locate USB Receiver:** The 2-in-1 USB receiver is conveniently stored within the battery compartment of the wireless mouse. Carefully remove it.
- 3. Connect USB Receiver:** Plug the USB receiver into an available USB port on your computer, laptop, or compatible device.
- 4. Power On:** Turn on the mouse using the On/Off switch located on its underside. The keyboard does not have a separate power switch; it activates upon key press after battery installation.

5. **Automatic Connection:** The keyboard and mouse should automatically connect to your device within a few seconds. No additional drivers or software installation are typically required.

2 IN 1 WIRELESS KEYBOARD AND MOUSE COMBO

One USB receiver can connect both keyboard and mouse



 **2 in 1 USB receiver**

-  Plug & Play
-  2.4G stable connection
-  10m/33ft wireless range

Figure 1: USB receiver stored in the base of the wireless mouse.

AUTO POWER SAVING FUNCTION

Save battery life and reduce battery replacement



Figure 2: Diagram illustrating the 2-in-1 USB receiver for the wireless keyboard and mouse, highlighting plug & play, 2.4G stable connection, and 10m/33ft wireless range.

Operating Instructions

- **2.4GHz Wireless Connection:** The combo utilizes a stable 2.4 GHz wireless connection, providing a reliable range of up to 33 feet (10 meters) without delays.
- **Ergonomic Design:** The keyboard features adjustable height tilt legs, allowing you to set an optimal typing angle (e.g., 8-degree tilt) to enhance comfort and reduce wrist strain during prolonged use.

ERGONOMIC ADJUSTABLE STAND

8°adjustable typing angle to prevent wrist strain,enjoy more efficiency and comfort.




Figure 3: EDJO Wireless Keyboard with adjustable ergonomic stand.

- **Silent Operation:** Both the keyboard and mouse are designed with silent micro-motion technology. The soft membrane keys provide a quiet typing experience, and the mouse clicks are nearly silent, minimizing distractions.



SILENT CLICK

Provides quiet, reduces distractions, enhances focus



Smooth Typing



Noiseless Click

Figure 4: Illustration of silent typing and noiseless mouse clicks.

- **Multimedia Hotkeys:** The keyboard includes 12 multimedia shortcut keys (F1-F12) for quick access to functions like media playback, volume control, email, and homepage, enhancing productivity.

12 MULTIMEDIA HOTKEYS

Greatly enhance your smoothness and efficiency in office, home, and school work.

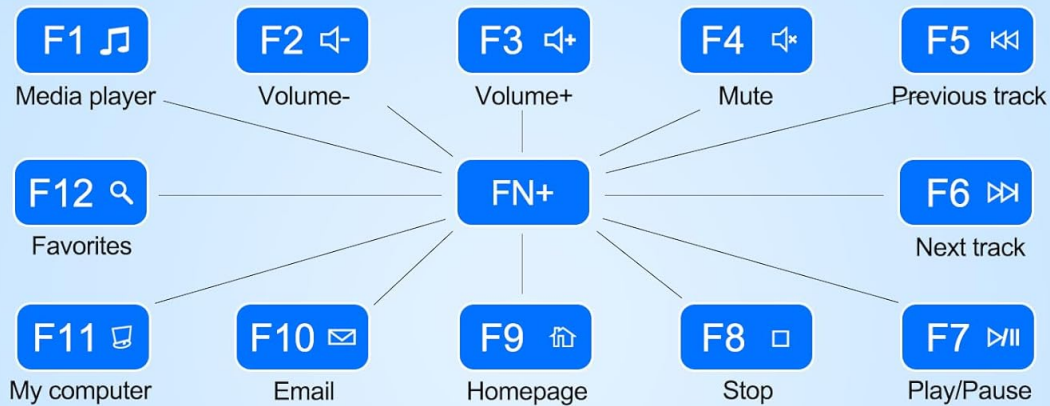


Figure 5: EDJO Wireless Keyboard with multimedia hotkeys labeled.

- **Auto Power Saving:** To conserve battery life, both the keyboard and mouse automatically enter sleep mode after a period of inactivity (keyboard after 10 minutes, mouse after 25 seconds). Press any key or move/click the mouse to reactivate.

FULL SIZE WIRELESS KEYBOARD MOUSE COMBO



Figure 6: Auto power saving function details for keyboard and mouse.

Maintenance

- **Cleaning:** Use a soft, dry cloth to clean the surfaces of the keyboard and mouse. For stubborn dirt, a slightly damp cloth with mild soap can be used, ensuring no liquid enters the device.
- **Battery Replacement:** Replace batteries when performance degrades. The keyboard requires one AAA battery, and the mouse requires one AA battery. Dispose of old batteries responsibly.
- **Storage:** When not in use for extended periods, turn off the mouse to conserve battery. Store the USB receiver inside the mouse to prevent loss.

Troubleshooting

- **No Connection/Lag:**
 - Ensure the USB receiver is securely plugged into a working USB port.
 - Check that the mouse is powered on and both devices have fresh batteries.
 - Move the keyboard and mouse closer to the USB receiver to rule out range issues.
 - Try plugging the USB receiver into a different USB port on your device.

- **Mouse Not Responding:**

- If the mouse is in sleep mode, move it or click any button to wake it up.
- Verify the battery is correctly installed and has sufficient charge.

- **Keyboard Not Responding:**

- Ensure the keyboard has a fresh AAA battery installed.
- Press any key to wake it from sleep mode.

Specifications

Feature	Detail
Model	MK258
Connectivity	2.4GHz Wireless (USB Receiver)
Wireless Range	Up to 33 feet (10 meters)
Keyboard Battery	1 x AAA Battery (not included)
Mouse Battery	1 x AA Battery (not included)
Mouse DPI	1600 DPI
Special Features	Ergonomic Design, Silent Keys/Clicks, Multimedia Hotkeys, Auto Power Saving
Item Weight	3.23 pounds (approx.)
Package Dimensions	17.09 x 8.66 x 3.74 inches (approx.)


Compatibility

The EDJO MK258 Wireless Keyboard and Mouse Combo is widely compatible with various operating systems and devices, including:

- Windows (11, 10, 8, 7)
- Mac OS
- Chrome OS
- Linux
- Compatible with Laptops, Desktop PCs, Notebooks, Chromebooks, MacBooks, iMacs, Tablets, Televisions, and Smartphones (with appropriate adapters if needed).

Warranty and Support

EDJO provides a **12-month free after-sales service** for this product. Should you encounter any issues or require assistance, please contact our customer support. We are committed to helping you resolve any problems, even beyond the standard Amazon return period.

 <p>The image shows the front cover of a user manual. At the top, it says 'User Manual' and 'Model: K84'. Below that is a small image of the keyboard. At the bottom, there is a small logo and some text that is partially obscured.</p>	<p>EDJO K84 Wireless Keyboard User Manual</p> <p>Comprehensive user manual for the EDJO K84 Wireless Keyboard, detailing specifications, function keys, connectivity options, operating instructions, warranty information, and FCC compliance.</p>
--	---